



x



Li



b



d

Na

y



I



H



Zr

e

Be



S

x^3

K



Ca

y



Mg

x^2



W



Ni

O



Ti



Fe

y



HELP YOUR KIDS WITH

SciEnC/e



S

U



x

Au

d



Al

x



Ar



Pt



x



He

Pu



y

C



x



Ne

C



y



Σ

Kr



Zn

Ω

y

Pb



P

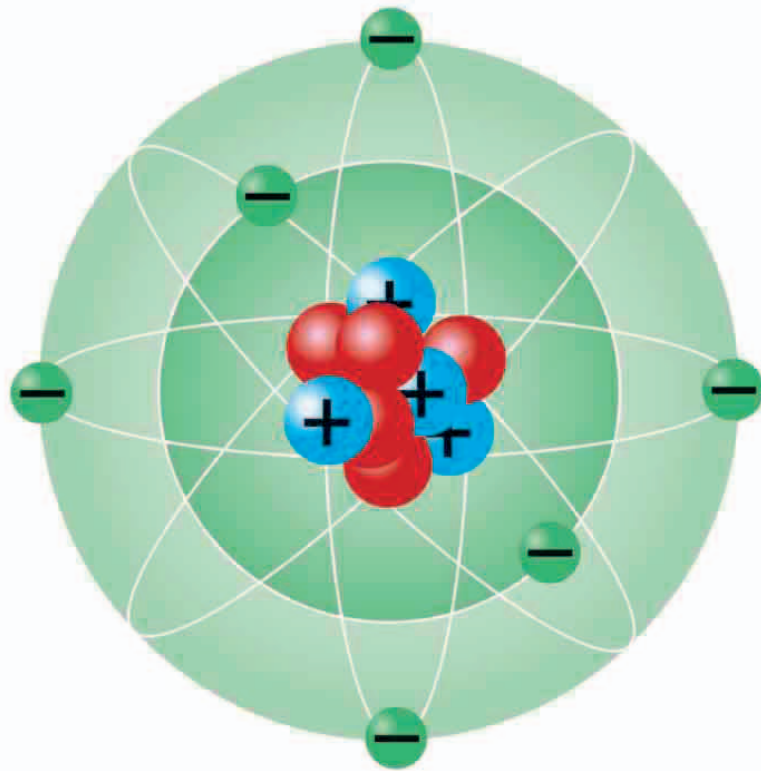


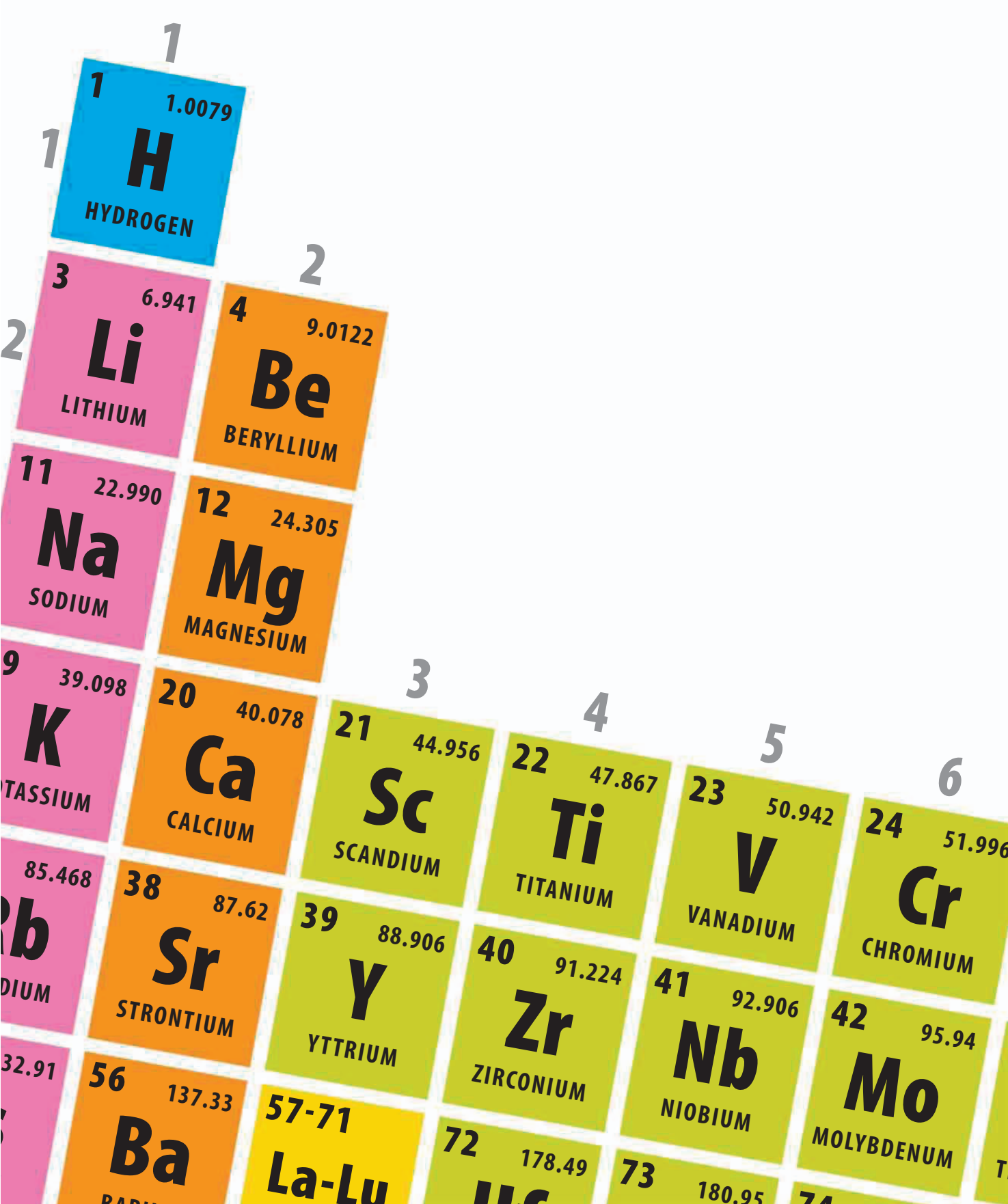
x^2

A UNIQUE STEP-BY-STEP VISUAL GUIDE

HELP YOUR KIDS WITH

SciEncE



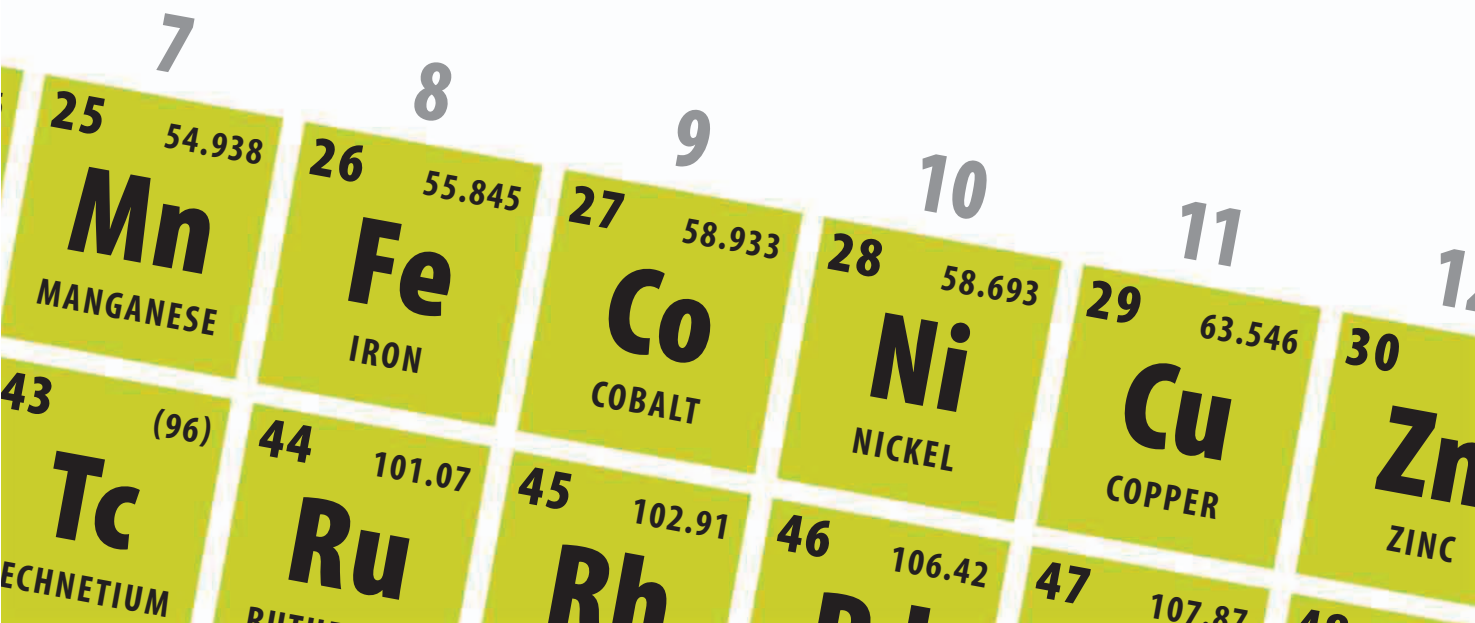




HELP YOUR KIDS WITH

SciEncE

A UNIQUE STEP-BY-STEP VISUAL GUIDE





LONDON, NEW YORK, MELBOURNE,
MUNICH, AND DELHI

DORLING KINDERSLEY
Senior Editor Carron Brown
Project Editors Steven Carton,
Matilda Gollon, Ashwin Khurana
US Editors Jill Hamilton, Rebecca Warren

Senior Designer Jim Green
Project Art Editor Katie Knutton
Art Editor Mary Sandberg
Designer Mik Gates
Packagers Angela Ball, David Ball

Managing Editor Linda Esposito
Managing Art Editor Diane Peyton Jones

Category Publisher Laura Buller

Senior Production Controller Erika Pepe
Production Editor Adam Stoneham

Jacket Editor Manisha Majithia
Jacket Designer Laura Brim

Publishing Director Jonathan Metcalf
Associate Publishing Director Liz Wheeler
Art Director Phil Ormerod

DORLING KINDERSLEY INDIA

Illustrations:
Managing Art Editor Arunesh Talapatra
Deputy Managing Art Editor Priyabrata Roy
Chowdhury

Senior Art Editor Chhaya Sajwan
Art Editors Shruti Soharia Singh, Anjana Nair,
Priyanka Singh, Shipra Jain

Assistant Art Editors Payal Rosalind Malik,
Nidhi Mehra, Niyati Gosain, Neha Sharma,
Jomin Johny, Vidit Vashisht

Editorial Assistance:

Deputy Managing Editor Pakshalika Jayaprakash

Senior Editor Monica Saigal

Project Editor Roma Malik

First published in 2012 by
Dorling Kindersley Limited,
80 Strand, London WC2R 0RL
12 13 14 10 9 8 7 6 5 4 3 2 1
001—181318—June/2012

Copyright © 2012 Dorling Kindersley Limited
All rights reserved

Without limiting the rights under copyright reserved
above, no part of this publication may be reproduced,
stored in or introduced into a retrieval system, or
transmitted, in any form, or by any means (electronic,
mechanical, photocopying, recording, or otherwise),
without the prior written permission of both the copyright
owner and the above publisher of this book.

Published in Great Britain by Dorling Kindersley Limited
A catalog record for this book is available from the Library
of Congress.

ISBN 978-0-7566-9268-1

DK books are available at special discounts when
purchased in bulk for sales promotions, premiums,
fund-raising, or educational use. For details, contact:
DK Publishing Special Markets, 375 Hudson Street,
New York, New York, 10014 or SpecialSales@dk.com

Printed and bound by South China Printing Co. Ltd, China

Discover more at
www.dk.com

TOM JACKSON has written nearly 100 books and contributed to many more about science, technology, and natural history. Before becoming a writer, Tom spent time as a zookeeper, worked in safari parks in Zimbabwe, and was a member of the first British research expedition to the rain forests of Vietnam since the 1960s. Tom's work as a travel writer has taken him to the Sahara Desert, the Amazon jungle, the African savanna, and the Galápagos Islands—following in the footsteps of Charles Darwin.

DR. MIKE GOLDSMITH has a Ph.D. in astrophysics from Keele University, awarded for research into variable supergiant stars and cosmic dust formation. From 1987 until 2007 he worked in the Acoustics Group at the UK's National Physical Laboratory and was Head of the group for many years. His work there included research into automatic speech recognition, human speech patterns, environmental noise and novel microphones. He still works with NPL on a freelance basis and has recently completed a project to develop a new type of environmental noise mapping system. He has published more than forty scientific papers and technical reports, primarily on astrophysics and acoustics. Since 1999, Mike has written more than thirty science books for readers from babies to adults. Two of his books have been short-listed for the Aventis prize (now the Royal Society prize) for children's science books.

DR. STEWART SAVARD is the Science Head Teacher and district eLibrarian/eResource teacher in British Columbia's Comox Valley, Canada. Stewart has published papers on the role of Science Fiction and Science collections in libraries and helped edit 18 Elementary Science books. He is actively developing a range of school robotics programs.

ALLISON ELIA graduated from Brunel University in 1989, with a BSc (Hons) in Applied Physics. After graduating, she worked in Public Sector finance for several years, before realizing that her true vocation lay in education. In 1992 she undertook a PGCE in Secondary Science at Canterbury Christ Church College. For the past 18 years, Allison has taught Science in a number of schools across Essex and Kent and is currently the Head of Science at Fort Pitt Grammar School in Kent, UK.

Introduction

Science is vital to understanding everything in the Universe, from what makes the world go around to the workings of the human body. It explains why rainbows appear, how rockets work, and what happens when we flick a light switch. These may seem difficult subjects to get to grips with, but science needn't be complex or baffling. In fact, much of science depends on simple laws and principles. Learn these, and how they can be applied, and even the most complicated concepts become more straightforward and understandable.

This book sets out to explain the essentials of three key sciences—biology, chemistry, and physics. In particular, it focuses on the curricula for these subjects taught in schools worldwide for students between the ages of 9 and 16. This is often a crucial time for developing an understanding of science. Many children become confused by the terminology, equations, and sheer scale of some of the topics. Inevitably, parents—who themselves often have a limited understanding of science—are asked to help with homework. That is where this book can really come to the rescue.

Help Your Kids with Science is designed to make all aspects of science easy and interesting. Beginning with a clear overview of what science is, each of the three sections is broken down into single-spread topics covering a key area of that science. The text is presented in short, easy-to-read chunks and is accompanied by clear, fully annotated diagrams and helpful equations. Explanations have been kept as simple as possible so that anyone—parent or child—can understand them.

Another problem children often have with science is relating scientific concepts to real life. To help them make a connection, “Real World” panels have been introduced throughout the book. These give the reader a look at the practical applications of the science they’ve been reading about, and the exciting ways it can be used. Cross-references are used to link related topics and help reinforce the idea that many branches of science share the same basic principles. A useful reference section at the back provides quick and easy facts and explanations of terms used in the text.

As a former research scientist, I am only too aware of how science can seem bewildering. Even scientists can get stuck if they stray into an unfamiliar discipline or are the first to investigate a new line of study. The trick is to get a firm grasp on the basics, and that is exactly what this book sets out to provide. From there you can go on to investigate how the world around you works and explore the endless possibilities that science has to offer mankind.

DR. MIKE GOLDSMITH

Contents

INTRODUCTION by Dr. Mike Goldsmith	6
WHAT IS SCIENCE?	10
THE SCIENTIFIC METHOD	12
FIELDS OF SCIENCE	14

1 BIOLOGY

What is biology?	18
Variety of life	20
Cell structure	22
Cells at work	24
Fungi and single-celled life	26
Respiration	28
Photosynthesis	30
Feeding	32
Waste materials	34
Transport systems	36
Movement	38
Sensitivity	40
Reproduction I	42
Reproduction II	44
Life cycles	46
Hormones	48
Disease and immunity	50
Animal relationships	52
Plants	54
Invertebrates	56
Fish, amphibians, and reptiles	58
Mammals and birds	60
Body systems	62
Human senses	64
Human digestion	66
Brain and heart	68
Human health	70
Human reproduction	72
Ecosystems	74
Food chains	76
Cycles in nature	78

Evolution	80
Adaptations	82
Genetics I	84
Genetics II	86
Pollution	88
Human impact	90

2 CHEMISTRY

What is chemistry?	94
Properties of materials	96
States of matter	98
Changing states	100
Gas laws	102
Mixtures	104
Separating mixtures	106
Elements and atoms	108
Compounds and molecules	110
Ionic bonding	112
Covalent bonding	114
Periodic table	116
Understanding the periodic table	118
Alkali metals and alkali earth metals	120
The halogens and noble gases	122
Transition metals	124
Radioactivity	126
Chemical reactions	128
Combustion	130
Redox reactions	132
Energy and reactions	134
Rates of reaction	136
Catalysts	138
Reversible reactions	140
Water	142
Acids and bases	144
Acid reactions	146
Electrochemistry	148

Lab equipment and techniques	150
Refining metals	152
Chemical industry	154
Carbon and fossil fuels	156
Hydrocarbons	158
Functional groups	160
Polymers and plastics	162

3 PHYSICS

What is physics?	166
Inside atoms	168
Energy	170
Forces and mass	172
Stretching and deforming	174
Velocity and acceleration	176
Gravity	178
Newton's laws of motion	180
Understanding motion	182
Pressure	184
Machines	186
Heat transfer	188
Using heat	190
Waves	192
Electromagnetic waves	194
Light	196
Optics	198
Sound	200
Electricity	202
Current, voltage, and resistance	204
Circuits	206
Electronics	208
Magnets	210
Electric motors	212
Electricity generators	214
Transformers	216
Power generation	218

Electricity supplies	220
Energy efficiency	222
Renewable energy	224
The Earth	226
Weather	228
Astronomy	230
The Sun	232
The Solar System I	234
The Solar System II	236
Stars and galaxies	238
Origins of the Universe	240

Reference—Biology	242
Reference—Chemistry	244
Reference—Physics	246
Glossary	248
Index	252
Acknowledgments	256

What is science?

A SYSTEM INVOLVING OBSERVATIONS AND TESTS USED TO FIGURE OUT THE MYSTERIES OF THE UNIVERSE AND EXPLAIN HOW NATURE WORKS

The word “science” means “knowledge” in Latin, and a scientist is someone who finds out new things. Scientific knowledge is the best way of describing the Universe—how it works and where it came from.

Science is...

...a collection of knowledge that is used to explain natural phenomena. The knowledge is arranged so that any fact can be confirmed by referring to other previously known facts.

...a way of uncovering new pieces of knowledge. This is achieved using a process of observation and testing that is designed to confirm whether a proposed explanation of something is true or false.

Answering questions

Science is an effective method of explaining natural phenomena. The way of doing this is known as the scientific method, which involves forming a theory about an unexplained phenomenon and doing an experiment to test it. Strictly speaking, the scientific method can only show whether a theory is false or not false. Once tested, a false theory is obviously no good and is discarded. However, a “not false” theory is the best explanation of a phenomenon we have—until, that is, another theory shows it to be false and replaces it.



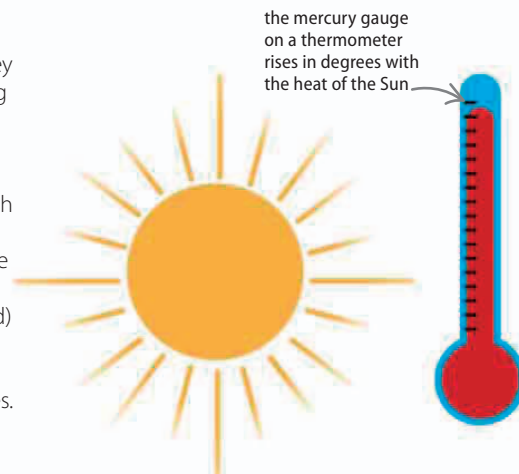
ice cream changes states from a solid to a liquid with heat

◁ Solving problems

Much of science is driven by practical problems that need answers, such as “Why does ice cream melt?” However, scientific breakthroughs also come about from pure curiosity about the Universe.

Measurements

Scientists need to make measurements as they gather evidence of how things behave. Saying a snake “was as long as an arm” is less useful than giving a precise length. Scientists use a system of measurements called the SI (Système International) units (see p.200), which include meters for length, kilograms for mass, seconds for time, and moles for measuring the quantity of a substance. All other units of measurement (eg, for force, pressure, or speed) are derived from the SI units. For this reason, metric units are given first throughout the book, with imperial equivalents in parentheses.



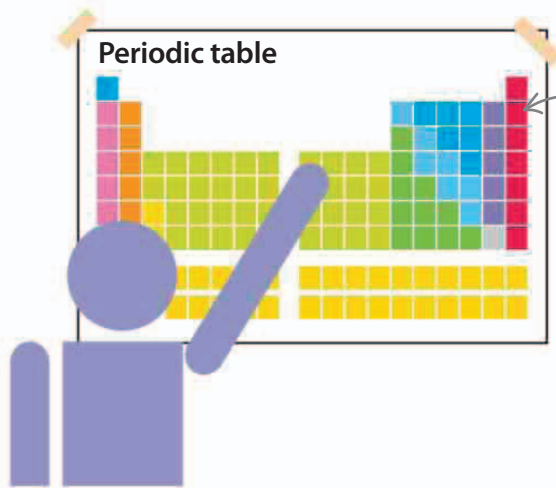
the mercury gauge on a thermometer rises in degrees with the heat of the Sun

◁ Setting a scale

The degrees marked on a thermometer show the temperature rising and falling. However, like all units, the difference between one degree and the next is not something that is set by nature. The sizes of the units are generally set because they are practical to use in scientific calculations.

Backing up knowledge

The reason science is such a reliable way of describing nature is because every new piece of knowledge added is only accepted as true if it is based on older pieces of knowledge that everyone already agrees upon. Few scientific breakthroughs are the work of a single mind. When outlining a discovery, scientists always refer to the work of others that they have based their ideas on. In so doing, the development of knowledge can be traced back hundreds, if not thousands, of years.

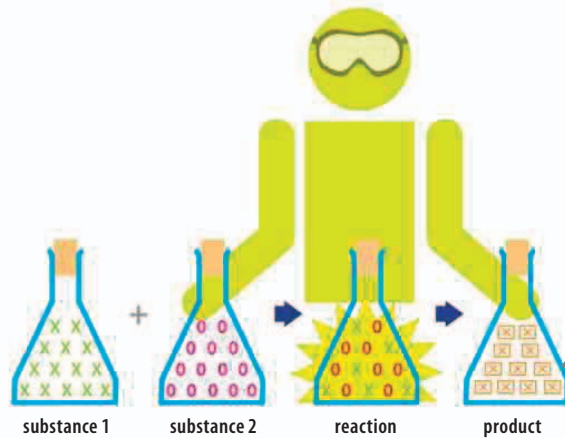


the periodic table lists the world's elements, which are arranged according to their atomic structure

◁ **Laying out the table**
The Russian Dmitri Mendeleev is credited with formulating the periodic table in 1869, but in reality it was the culmination of many centuries of investigation into the nature of elements.

Specialists

Modern science has been practiced for around 250 years, and in that time great minds have revealed a staggering amount about the nature of life, our planet, and the Universe. Early scientists investigated a wide range of subjects. However, no one alive today can have an expert understanding of all areas of scientific knowledge. There is just too much to know. Instead, scientists specialize in a certain field that interests them, devoting their working lives to unlocking the secrets of that subject.

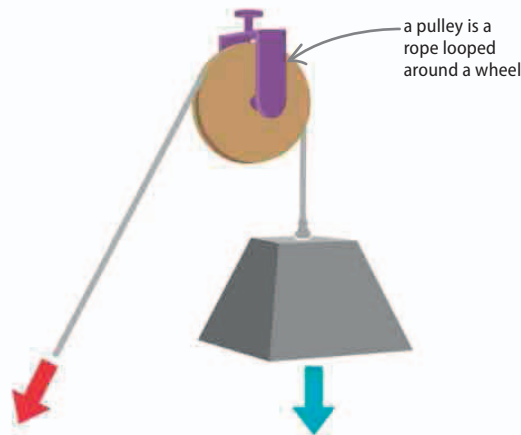


◁ **Studying substances**
A chemist investigates the substances that make up the world and may be looking for ways of making new ones.

two substances have reacted to produce a product

Applying science

Some scientists find explanations for natural phenomena because they are curious—they just like knowing. However, other scientists figure out how the latest understanding of nature might be put to practical use. Applied science and engineering is perhaps the best example of why science is such a powerful tool. If the knowledge discovered by scientists was not correct, none of our high-tech machines would work properly.



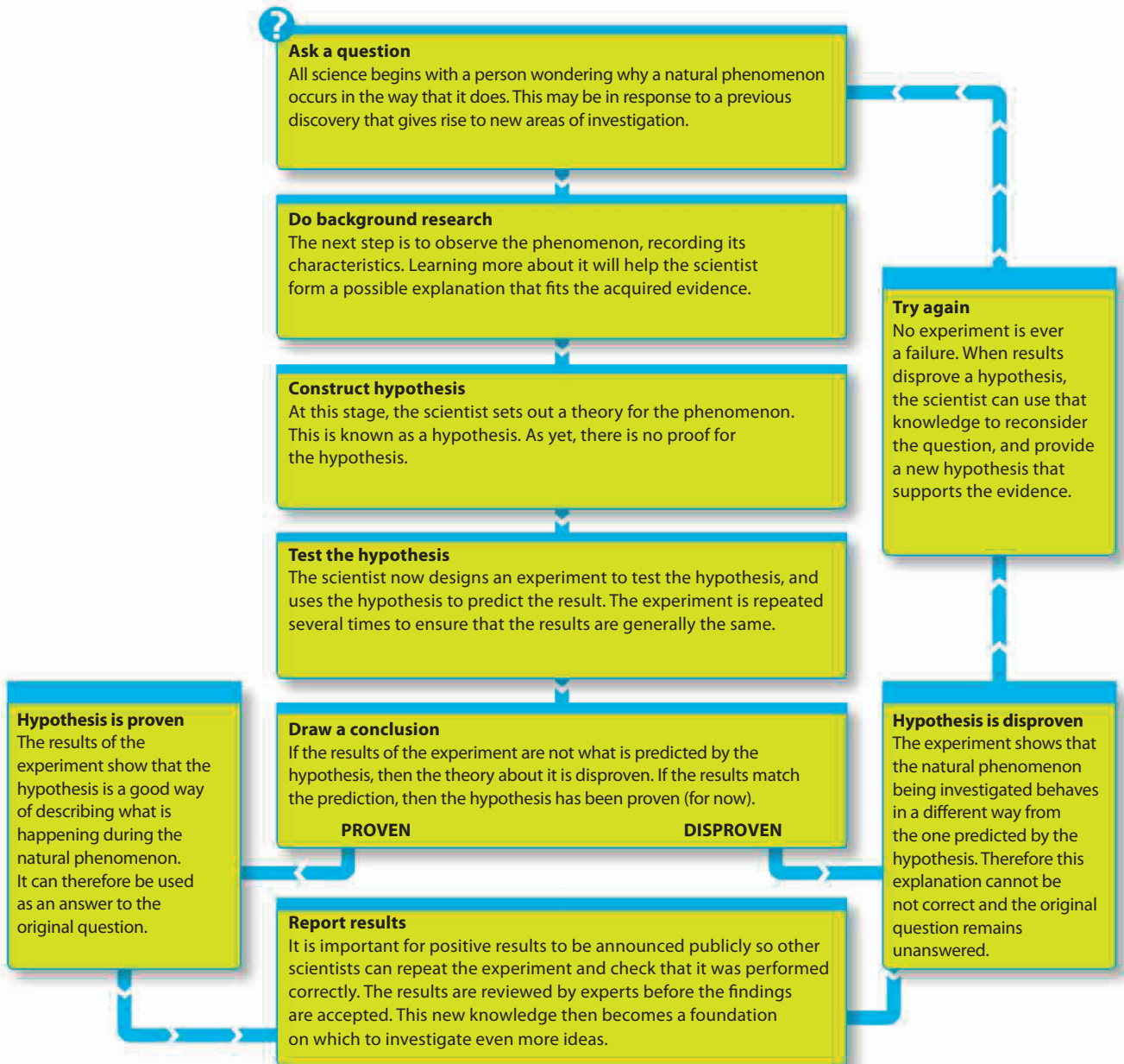
a pulley is a rope looped around a wheel

◁ **Using force**
Understanding forces and energy explains how it is easier to lift weights with a set of pulleys. For example, lifting a weight with two pulleys requires only half the force needed when using just one.

The scientific method

THE PROCESS BY WHICH IDEAS ABOUT NATURAL PHENOMENA ARE PROVEN TO BE LIKELY OR INCORRECT

All scientific investigations follow a process called the scientific method. They all begin with a flash of inspiration, where a scientist has a new idea about how the Universe might work.



Question

Does adding salt to water have any effect on how fast it evaporates (turns from liquid into vapor)?

Background research

Saltwater's freezing point is lower than 0°C (the normal freezing point of pure water) because the dissolved salt gets in the way of the water molecules, making it harder for them to form into solid ice crystals.

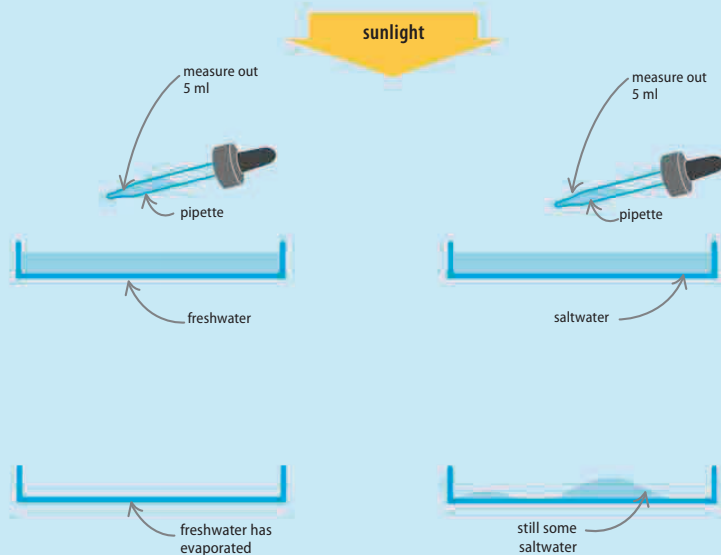


Hypothesis

Salt makes it harder for water to form ice, lowering the freezing point. Therefore, does salt also lower the boiling point of water, making it easier to form water vapor? If so, saltwater will evaporate faster than freshwater.

Test the hypothesis

Divide some freshwater into two cups. Add some salt to one cup to make a salt solution. Weigh out 5 ml (0.17 fl oz) of each liquid and pour each amount into two identical shallow dishes. The water should be about 1 mm (0.04 in) deep. Leave the dishes in direct sunlight. Monitor them over a few hours to see which dish dries out first. The hypothesis predicts that the saltwater will evaporate first.



Results

The freshwater dish dries out first. What is the conclusion? Is the hypothesis false or not false?


Conclusion

The hypothesis is false.
Salt in the water does not make it evaporate faster.

Fields of science

SCIENCE IS DIVIDED INTO A NUMBER OF DISCIPLINES THAT EACH FOCUS ON INVESTIGATING SPECIFIC AREAS OF THE SUBJECT.

Modern scientists are all specialists who belong to one of dozens of disciplines. Some fields fall under the main subjects of biology, chemistry, and physics, while others combine knowledge of all three to uncover facts.



Biochemistry

Studying the chemical reactions that take place inside cells and which keep organisms alive.



Genetics

Understanding the way chemicals can carry coded instructions for making new cells and whole bodies.



Forensic science

Using scientific evidence to link criminals with crime scenes to help prove their guilt.

BIOLOGY

Any science that is concerned with living things is described as biology. Biologists investigate every aspect of life, from the working of a cell to how animals behave in large groups.

CHEMISTRY

This science investigates the properties of atoms and the many different substances atoms produce when combined in different ways. Chemistry forms a link between physics and biology.



Zoology

The area of biology that investigates everything there is to know about animals.

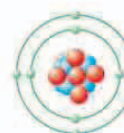
Botany

The area of biology that is concerned wholly with the study of plants.



Organic chemistry

Investigating carbon-based compounds, mostly derived from organic (once-living) sources.




Microbiology

The field of biology concerned with cell anatomy, using microscopes to see the structure of cells.

Ecology

Looking at communities of organisms and how they survive together in a habitat.



Electrochemistry

A field of chemistry that uses the energy in chemical reactions to produce electric currents.



Medicine

Applying knowledge of biochemistry, microbiology, and anatomy to diagnose and treat illnesses.

Paleontology

Studying fossilized remains of extinct animals and relating them to modern species.



Inorganic chemistry

Investigating the properties of all nonorganic (nonliving) substances.



Until the 17th century, scientists were known as “**natural philosophers.**” Today’s philosophers contend with subjects such as ethics, which cannot be tested by the scientific method.



Geology
Investigating the processes that form rocks and shape our planet’s landscape.



Nuclear chemistry
Studying the behavior of unstable atoms that break apart and release powerful radiation.

PHYSICS

With its name meaning “nature” in Greek, physics is the basis of all other sciences. It provides explanations of energy, mass, force, and light without which other sciences would not make sense.



Particle physics
Studying the particles that make up atoms and carry energy and mass throughout the Universe.



Mechanics
Understanding the motion of objects in terms of mass and how energy is transferred between them by forces.



Wave theory
Explaining sound and other natural phenomena using an understanding of the behavior of waves.



Astronomy
Studying objects, such as planets, stars, and galaxies, in space.



Thermodynamics
Studying the way energy flows through the Universe according to a series of unbreakable laws.



Optics
Studying the behavior of beams of light as they reflect off or shine through different substances.



Electromagnetism
Investigating electric currents and magnetic fields, and their uses in electronic devices.



Meteorology
Understanding the conditions that produce weather.



Social sciences

These sciences are not linked directly with the “natural sciences” (eg, biology, chemistry, or physics). Instead, they apply scientific methods to investigate humanity. Examples include:

Anthropology

Studying the human species, especially how societies and cultures from around the world differ from one another.

Archaeology

Studying ancient civilizations from the remains of their homes and cities.

Economics

Developing theories as to how people and companies spend their money.

Geography

Researching the natural landscape and how humans use the land, such as where they build cities.

Psychology

Investigating the way the human mind works using scientific methods.

Applied science

This area of work takes pure scientific knowledge and uses it for practical purposes. Some applied sciences can be described as types of engineering. Examples include:

Biotechnology

Using the knowledge of genetics and biochemistry to make artificial organisms and biological machines.

Computer science

Building microchip processors and writing software instructions to build faster and smarter computers.

Materials science

Developing new materials with properties suited to a particular application.

Telecommunications

Making use of electromagnetism, radiation, and optics to send signals and information over long distances.



Biology

What is biology?

THE SCIENCE THAT INVESTIGATES EVERY FORM OF LIFE—HOW IT SURVIVES AND WHERE IT ORIGINATED.

Biology, or life science, is a vast subject that studies life at all scales, from the inner workings of a microscopic cell to the way whole forests behave.

What is life?

All life shares seven basic characteristics. These are not exclusive to life, but only living things have all seven. For example, a car can move, it “feeds” on fuel, excretes exhaust, and may even sense its surroundings, but these four characteristics do not make the car alive.

▷ The seven characteristics


Living things, or organisms, are incredibly varied. Even so, they all share the same seven characteristics that set them apart from nonliving things.

THE SEVEN REQUIREMENTS FOR LIFE

Requirement	Description
movement	altering parts of its body in response to the environment
reproduction	being able to make copies of itself
sensitivity	able to sense changes in the surroundings
growth	increasing in size for at least a period of its life
respiration	converting fuels (eg, food) into useful energy
excretion	removing waste materials from its body
nutrition	acquiring fuel to power and grow its body

Taxonomy

The field of biology that organizes, or classifies, organisms is called taxonomy. Modern taxonomy groups organisms according to how they are related to each other (rather than just how they look). It involves placing all organisms in groups, or taxons, arranged in this hierarchy: domain, kingdom, phylum (or division in the plant kingdom), class, order, family, genus, and species. Animals and plants are part of the largest domain, Eukaryota.




◁ Classification

Taxonomy (see pages 20–21) shows us that some of these organisms are more closely related than others. For example, animals belong to the animal kingdom, whereas plants belong to the plant kingdom.

Microbiology

A cell is the smallest unit of life and that is what microbiologists study. They use microscopes to see inside cells and investigate how their minute inner machinery, often called organelles, functions to keep the cells alive. Microbiology has shown that not all cells are the same, which helps explain how bodies work and gives clues to how life started and has since evolved.



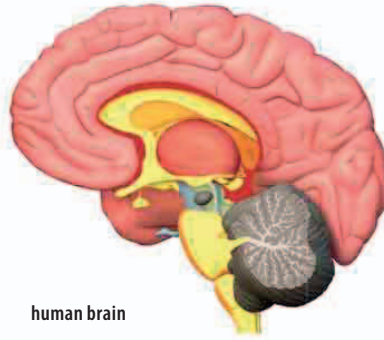
plant cell

◁ Seeing in detail

This cutaway artwork shows the inner structures of a plant cell. Microbiologists (see page 23) view the finest details using powerful electron microscopes, which use a beam of electrons instead of light to magnify cells.

Physiology

Biologists are interested in the anatomy of living things—how bodies are made from tissues and organs. Physiology is the study of how an organism's anatomical features relate to a particular function. Physiologists may even study the fossils of extinct animals, such as dinosaurs, to make discoveries about their lives and deaths.



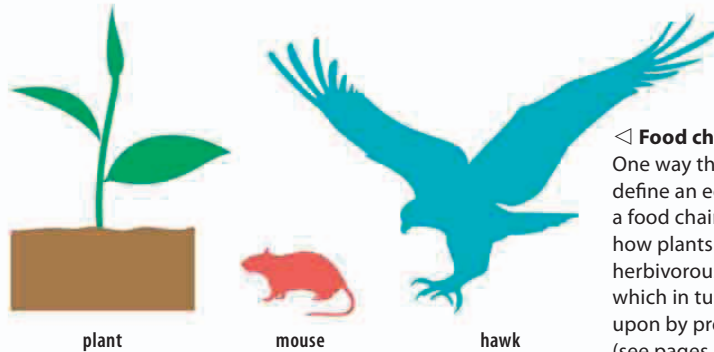
human brain

◁ Nerve center

The brain is a complex organ (a body part that has a specific function and is made of two or more kinds of tissue). The mass of nerve tissue is the main control center for the body (see page 68).

Ecology

The field of biology that investigates how communities of organisms live together is called ecology. Ecologists group wildlife into ecosystems, which occupy a specific living space or habitat. Scientists try to figure out the complex relationships between the members of an ecosystem. They may use their findings to help protect the habitat and its inhabitants from harmful human activities.

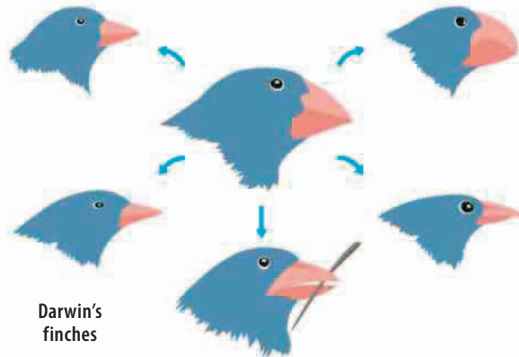


◁ Food chains

One way that ecologists define an ecosystem is by a food chain, which tracks how plants are eaten by herbivorous animals, which in turn are preyed upon by predators (see pages 76–77).

Evolution

Biologists have discovered that living things can change, or evolve, to adapt to new habitats. The process is very slow, but it explains why the fossils of extinct organisms share features with today's wildlife. Evolution also explains how similar animals such as these finches have become slightly different from each other in order to suit how they live.



Darwin's finches

◁ Bill shapes

These species of Darwin's finch each target specific types of food, such as seeds or insects. As a result, their bills have all evolved into different shapes (see page 82).

Conservation

The more biologists reveal about the natural world, the more they find that many species are under threat of extinction. While extinction is a normal part of evolution, it appears that human activities, such as farming and industry, are making species die out much faster than normal. Conservationists use their knowledge of biology to protect endangered species and prevent unique habitats from being destroyed.



giant panda

◁ Saving species

Without conservation, the giant panda, a bamboo-eating bear from China, may have become extinct. It was threatened by hunting and loss of its mountain habitat.

Variety of life

LIFE ON EARTH IS ORGANIZED INTO RELATED GROUPS.

Scientists have attempted to make sense of Earth's biodiversity—its enormous variety of life—by classifying living things into different groups, according to how they look and how they are related.

Three domains of life


Biologists estimate that there are about eight million species of living things on Earth today. The field of biology that organizes all these species into an understandable system is called taxonomy. Taxonomy arranges organisms in a hierarchy of groups. The largest groups are called domains. Most biologists divide life into three domains: Bacteria, Eukaryota, and the Archaea.



Bacteria

These simple-celled organisms live in all parts of Earth, from deep inside rocks to the guts of most eukaryotes. A few bacteria infect eukaryotes, causing diseases.

Life



Eukaryota

This domain includes plants, animals, fungi, and some single-celled organisms. The Eukaryota is the only domain to contain multicellular organisms, where body cells work together to do different jobs.



Archaea

These are the oldest living things on Earth. They evolved more than 3.8 billion years ago out of the extreme conditions on Earth back then, and can still be found today in conditions too harsh for other life.

The word "dolphin" means "womb fish"—early biologists thought dolphins were related to fish, and not land mammals.

SEE ALSO

Fungi and single-celled life	26–27 >
Plants	54–55 >
Invertebrates	56–57 >
Fish, amphibians, and reptiles	58–59 >
Mammals, and birds	60–61 >

Classification

Taxonomists group organisms according to how they are related to each other. Group members have all evolved from a common ancestor at some point in the past. The further you go down the groups, the closer the similarities are between species.

▷ KINGDOM

Eukaryota is the largest domain and it is the only one that is subdivided into kingdoms.

Animal kingdom

Every animal belongs to this group. They all have multicellular bodies, must feed on other organisms to survive, and are usually able to respond rapidly to threats and problems.

Fungi kingdom

Until the middle of the 20th century, these organisms were considered a branch of the plant kingdom. Fungi are molds and mushrooms that live in damp habitats, and grow on their food, which they break down and absorb outside themselves.

Protist kingdom

The protists are a diverse group of eukaryotes that do not develop into specialized multicellular bodies. Instead they survive as single, solitary cells. However, a few species develop into clusters or colonies of individual cells.

Plant kingdom

Plants are multicellular organisms that make their own food by photosynthesis. Most plants are terrestrial or live in freshwater, and live in one place during their lifetime, although they can move in response to their environment.


▷ **PHYLUM and DIVISION**
Kingdoms are divided into phyla (animals) or divisions (plants).



Chordata

This phylum of animals contains the vertebrates (backboned animals), which includes birds, fish, reptiles, amphibians, and mammals.

▷ **CLASS**
Phyla are divided into classes.



Mammalia

This class of chordates is made up of animals that grow hair and feed their young on milk. Humans are mammals.

▷ **ORDER**
Classes are divided into orders, which may be subdivided into suborders.



Carnivora

Carnivores are mammals that are specialized in hunting for food. The largest are bears, and the smallest are weasels.

▷ **FAMILY**
Orders and suborders are organized into families.



Felidae

This is the cat family of mammal carnivores. The family is divided in two: the big cats (*Pantherinae*) can roar; the small cats (*Felinae*) cannot.

▷ **GENUS**
A genus is a group of closely related species; some genera contain just one species.



Panthera

The genus of big cats includes lions, tigers, jaguars, and leopards. Mostly these cats hunt alone, killing prey with crushing bites.

▷ **SPECIES**
A species is a group of organisms that look similar and can reproduce with each other.



Panthera leo

The lion is the only social member of the cat family, living in groups called prides. Lions are found throughout Africa and in India.


Angiosperms

This division contains plants that produce seeds with a tough, protective coat. Angiosperms are the only plants to reproduce using flowers.



Eudicots

A class of angiosperms, eudicots have seeds with two cotyledons. A cotyledon is an embryonic leaf, which supplies food for the sprouting plant.



Rosales

The Rosales order of eudicots includes many popular flowering plants, as well as nettles, elms, mulberries, and hemp.



Rosaceae

This family contains many familiar fruits, such as apples, pears, plums, and peaches. Its other members include shrubs, such as rowans.



Rosa

Members of the *Rosa* genus are covered in prickles—sharp spikes that grow from the surface of the stem—and produce flowers known as roses.



Rosa centifolia

This species is the main one known as the garden rose. It has been bred into thousands of varieties with desirable colors, scents, and ways of growing, such as climbing.



Cell structure

CELLS ARE THE BUILDING BLOCKS OF LIFE.

The cell is the basic unit of living things, with many millions working together to form an individual organism. Each cell is an enclosed sac containing everything it needs to survive and do its job.

SEE ALSO

Cells at work	24–25 >
Fungi and single-celled life	26–27 >
Respiration	28–29 >
Photosynthesis	30–31 >
Disease and immunity	50–51 >
Genetics II	86–87 >

Animal cell

The average animal cell grows to about 10 μm across (a 100th of a millimeter) although single cells inside eggs, bones, or muscles can reach several centimeters across. Animal bodies contain a large number of cell types, each specialized to do different jobs. Some kinds of single-celled protists, such as amoebas and protozoans, have a cell body very similar in structure to the cells of animals.

Smooth endoplasmic reticulum

Tubes manufacturing fats and oils, and processing minerals.

Nucleus

This contains the cell's genetic material, DNA—the instructions to build and maintain the cell.

Nucleolus

A dense region of the nucleus, which helps make ribosomes.

Ribosome

Genetic information in DNA is decoded here to make the proteins that build the cell.

Cell membrane

The selectively permeable outer layer through which certain substances pass in and out of the cell.

Golgi apparatus

Where newly made substances are packaged into membrane sacs, or vesicles, for transport around and out of the cell.

Centrosome

This produces long and thin strands used for hauling objects around the cell.

Cytoplasm

A watery filling of the cell with minerals dissolved in it.

Mitochondrion

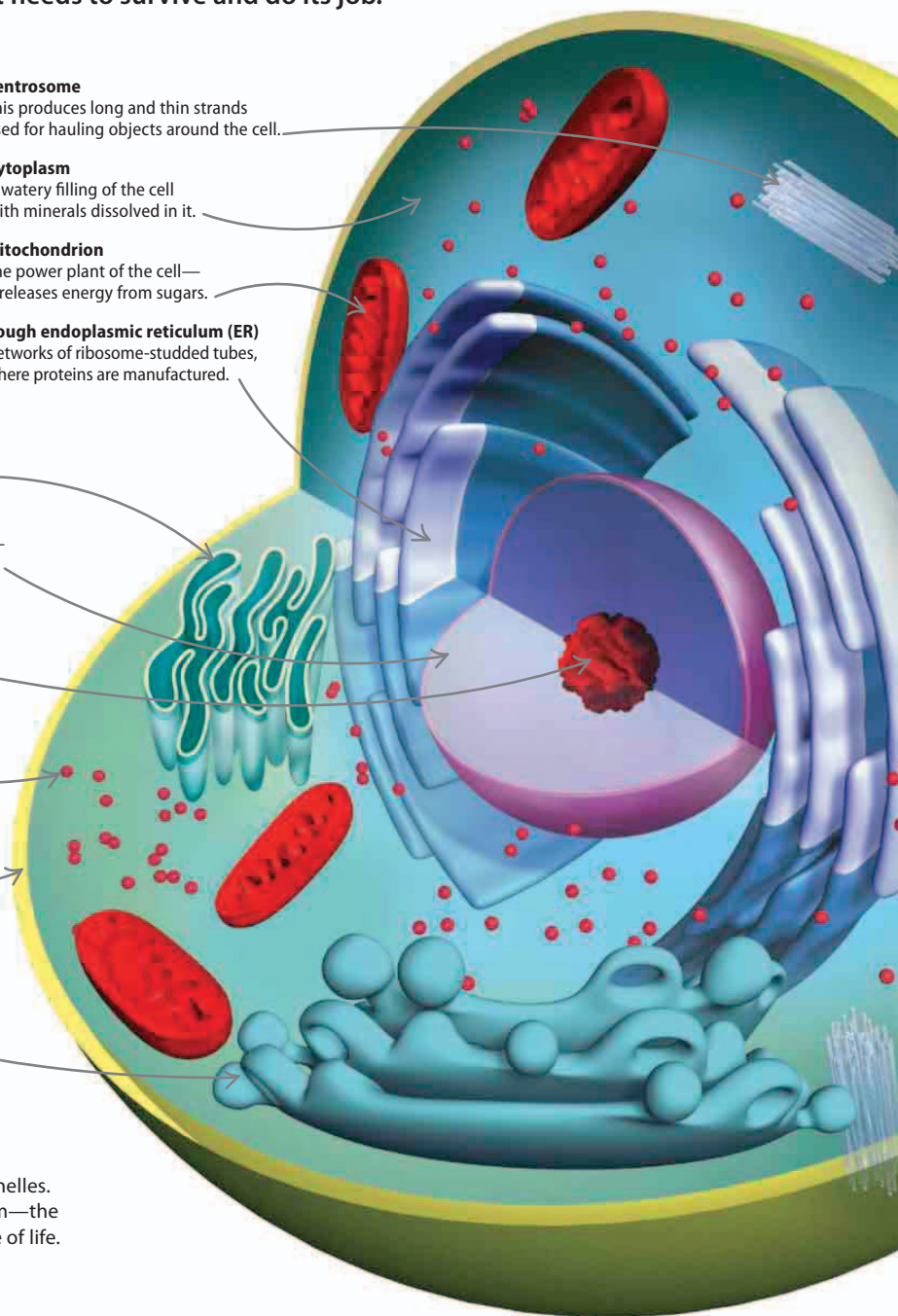
The power plant of the cell—it releases energy from sugars.

Rough endoplasmic reticulum (ER)

Networks of ribosome-studded tubes, where proteins are manufactured.

▷ Animal cell construction

The outer layer of most animal cells is a flexible membrane, which can take on any shape. The cell contains many types of tiny structures called organelles. Each one has a specific role in the cell's metabolism—the chemical processes necessary for the maintenance of life.



Plant cell

The major difference between the cells of plants and animals is that plant cells are surrounded by a cell wall made of a lattice of cellulose strands. The space between the walls of neighboring cells is called the middle lamella. It contains a cement made of pectin, a sugary gel that joins the cells together.

Vesicles

A membrane sac that can store or transport substances.

Golgi apparatus

This bags up substances into vesicles.

Mitochondrion

This creates the cell's power supply.

Cell wall

A lattice of cellulose, a tough polymer made from chains of glucose.

Cell membrane

The membrane is not attached to the wall, and moves as the cell shrinks and swells.

▽ Membrane structure

The cell's outer layer, or membrane, is selectively permeable—it allows only some things to enter and leave the cell. The membrane is made from double layers of fat chemicals called lipids. The "head" of a lipid is hydrophilic, meaning it mixes with water and substances on each side of the cell. The "tail" is hydrophobic—it is repelled by water, and forms a barrier that helps keep the cell's contents inside.

Lysosome

A bag of destructive enzymes that break down unwanted materials in the cell.

Hydrophilic head

The heads float in the cytoplasm and extracellular liquids.

Hydrophobic tail

The two lipid layers connect by their tails to form a thin, water-repellent film on either side of the membrane.

Chloroplast

Folded membranes covered in chlorophyll, a green pigment found in plants.

Nucleus

Contains the nucleolus, which makes ribosomes.

Ribosome

The site where proteins are made.

Vacuole

A container for storing water, which also gives the cell structure.

Druse crystal

A crystal of calcium oxalate, which makes plants less palatable to herbivores.

Amyloplast

This turns sugars into starches.

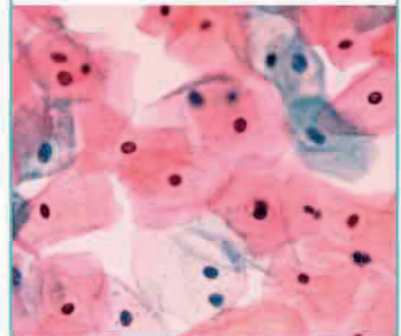
△ Plant cell construction

Plant cells largely contain the same kinds of organelles as animal cells. The main additions are the chloroplasts in the cells of green sections of the plant body. This is where photosynthesis occurs, the process that produces the plant's sugar fuel.

REAL WORLD

Microscopic cells

Most cells are not visible to the naked eye, so microbiologists study them through microscopes. The first person to see cells in this way was 17th-century English scientist Robert Hooke. He named them cells after the small rooms used by monks. Today, microbiologists use dyes and lighting techniques to show a cell's internal structure, such as these human body cells (below).



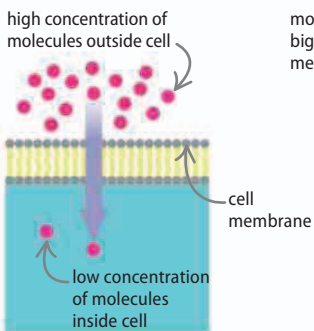
Cells at work

EACH CELL IS LIKE A MICROSCOPIC FACTORY.

All the processes needed for life, such as releasing energy from food, removing waste materials, and growth, take place inside cells.

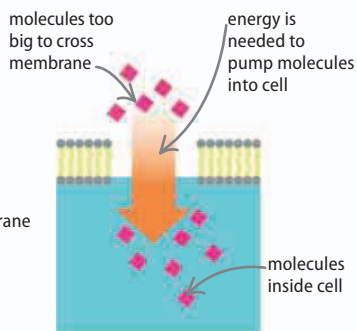
Cell transport

Cells process a wide range of chemicals. Inside the cell, large molecules such as proteins and even entire organelles are hoisted around by microtubules, which are also used in cell division. Some chemicals must be moved between organelles inside the cell, and others travel in and out through the cell membrane. Here are the main ways substances enter cells.



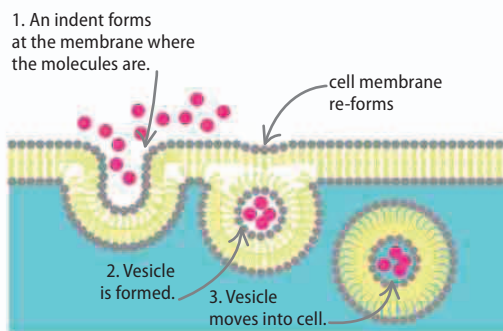
△ Diffusion

Diffusion happens when a substance spreads out, moving from areas of high concentrations to low.



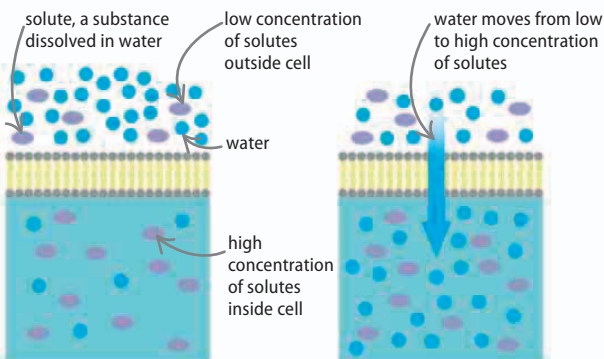
△ Active transport

If a molecule is too big or is unable to dissolve in the cell membrane, it is moved across in a process that uses energy.



△ Endocytosis

If molecules are too big to be pumped into a cell by active transport, a cell uses energy to put them in a sac, called a vesicle. This vesicle is formed from the cell membrane, and breaks open to release its contents once inside. When a cell moves a vesicle of material out, it is called exocytosis.



△ Osmosis

Osmosis is a type of liquid diffusion that takes place when solutions are separated by a membrane. Large dissolved molecules are blocked from diffusing into the cell. Instead, the water balances both sides, by moving from the low concentration side to the high.

SEE ALSO

◀ 22–23 Cell structure

Muscle contraction

39 ▶

Human senses

64–65 ▶

Bacteria cells can divide every 20 minutes, and one germ can grow to four billion trillion in 24 hours.

REAL WORLD

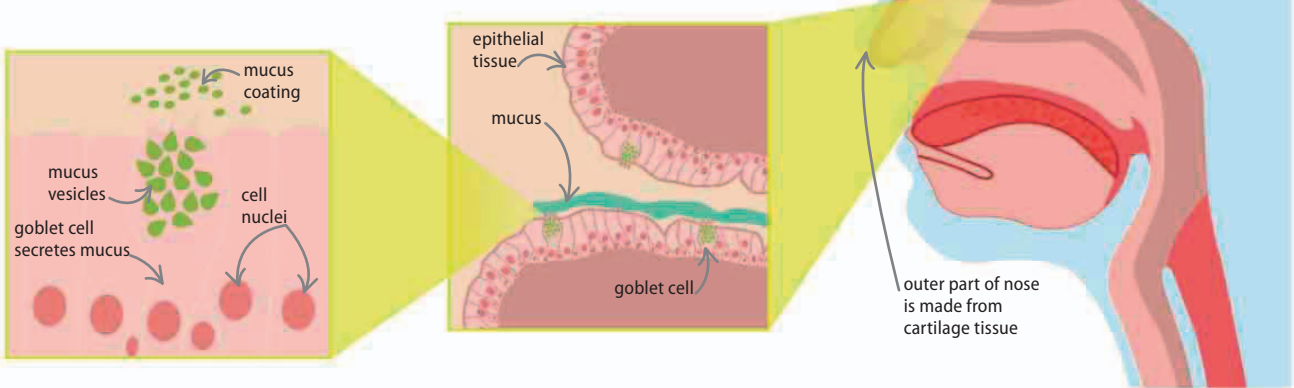
Wilted flowers

Osmosis creates a force that moves water in and out of cells. When cut flowers are placed in freshwater, water floods into the plant cells by osmosis, making them full and rigid. When the water has gone, osmosis pulls the water out of the cells. The water evaporates, and the flowers wilt.



Multicellular structures

A living body is made of billions of cells working together. To do that most effectively, the cells are specialized to do certain jobs. A collection of cells that performs a single function—such as producing the mucus in the nose—is called a tissue. Very often, tissues group together to perform a complex set of tasks. They are then described as an organ, such as the nose.



△ Goblet cell

This type of cell produces mucus (a mixture of water and a gooey protein called mucin) and other dissolved chemicals.

△ Epithelial tissue

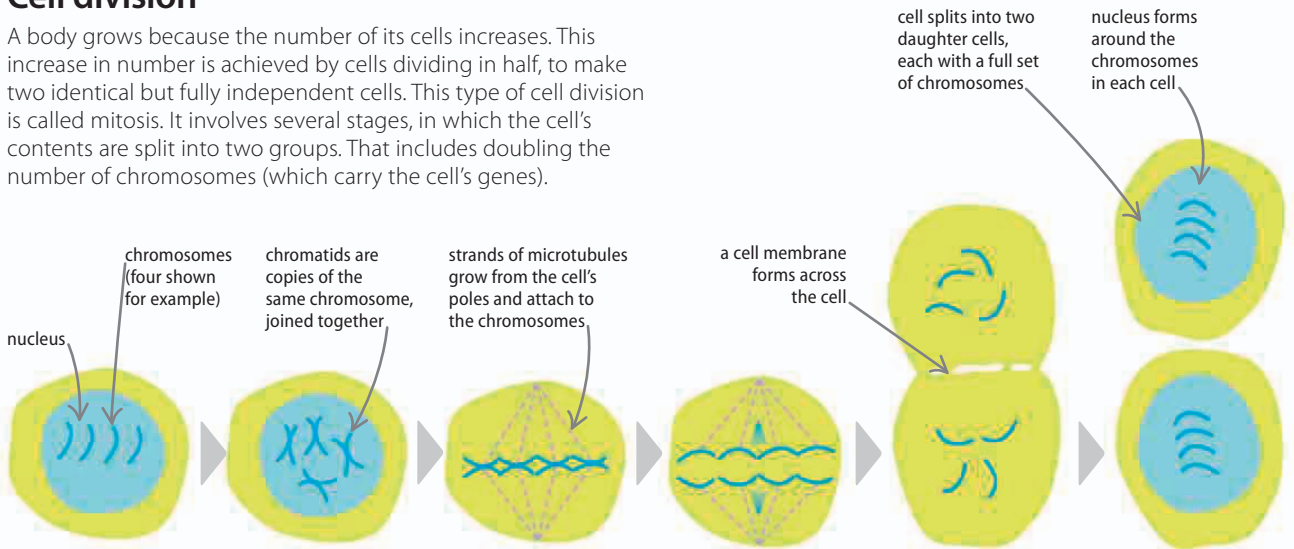
Goblet cells form much of the epithelia, the tissue that lines the nose, windpipe, and gut. The mucus they produce protects the cells from chemical attack and dirt.

△ Nose

The nose is an organ that carries air in and out of the body. Muscle, cartilage, and bone tissues combine with epithelial tissue to help it do its job.

Cell division

A body grows because the number of its cells increases. This increase in number is achieved by cells dividing in half, to make two identical but fully independent cells. This type of cell division is called mitosis. It involves several stages, in which the cell's contents are split into two groups. That includes doubling the number of chromosomes (which carry the cell's genes).



△ 1. Interphase

Cell has usual number of 46 chromosomes inside it.

△ 2. Prophase

Each chromosome is doubled, forming two chromatids.

△ 3. Metaphase

The chromosomes line up in the middle of the cell.

△ 4. Anaphase

The chromatids are pulled apart, to become separate chromosomes.

△ 5. Telophase

The microtubules disappear, and the cells begin to divide.

△ 6. Cytokinesis

Two daughter cells are formed, each with 46 chromosomes.

Fungi and single-celled life

LIFE ON EARTH INCLUDES ORGANISMS THAT ARE NEITHER ANIMAL NOR PLANT.

SEE ALSO

◀ 20–21 Variety of life

◀ 22–23 Cell structure

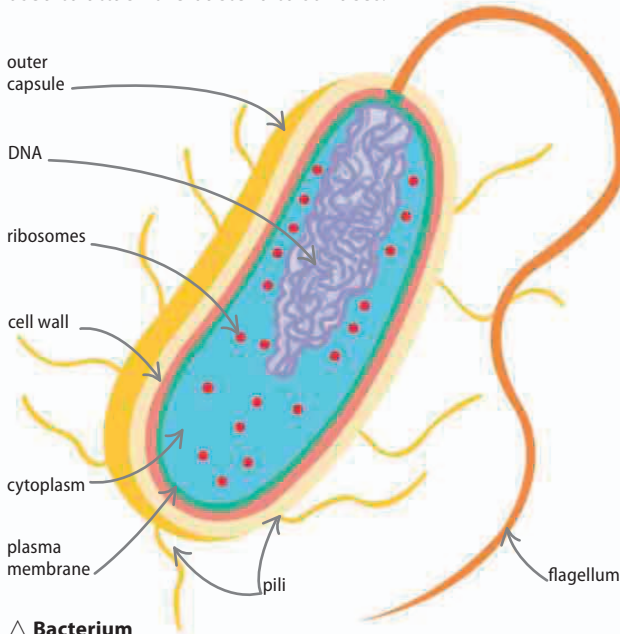
Disease and immunity

50–51 ▶

The life forms within the Bacteria and Archaea domains, and most of the protist kingdom, are single-celled and can be viewed only through a microscope. By contrast, members of the fungi kingdom can grow into the largest organisms in the natural world.

Bacteria

The cells of Bacteria are hundreds of times smaller than those of plants or animals. They do not have a nucleus. Instead, their DNA is stored as a tangled loop called a plasmid. There are no other large organelles bound by a membrane, and all the metabolic reactions occur in the cytoplasm. Many bacteria move by flapping a whiplike flagellum. The hairlike pili are used to attach the bacteria to surfaces.



△ Bacterium

Most bacteria are surrounded by three layers. The plasma membrane is similar to the one in other types of cell. The cell wall is made of proteins and sugars. The starchy outer capsule, which stops the cell from drying out, is missing in some species.

A **honey fungus** in Oregon, USA, is nearly 9 sq km (3.5 sq miles) in area, making it the **largest** single organism on Earth.

Archaea

For many years, these microorganisms were considered to be types of Bacteria, and the two groups were classified together. However, recent DNA analysis suggests that Archaea are a totally separate group. Many archaea are extremophiles—they survive in extreme conditions, such as incredibly hot or cold places. It is likely that their ancestors evolved in the extreme habitats of the young Earth about 3.5 billion years ago.

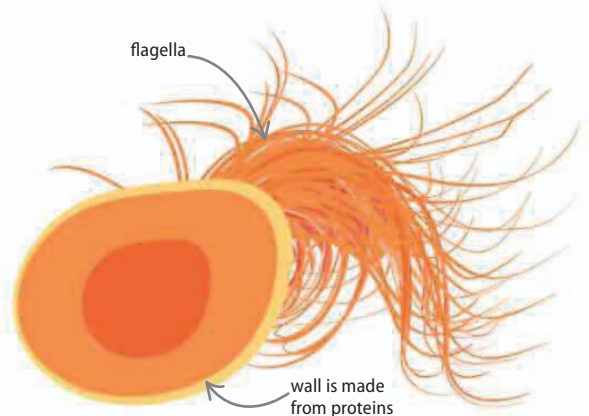
▷ Haloquadratum

This archaea lives in brine pools, where the salt content kills most other life forms. It has a square cell (its name means “salt square”) filled with gas bubbles that help it float. No one knows how the cell survives.



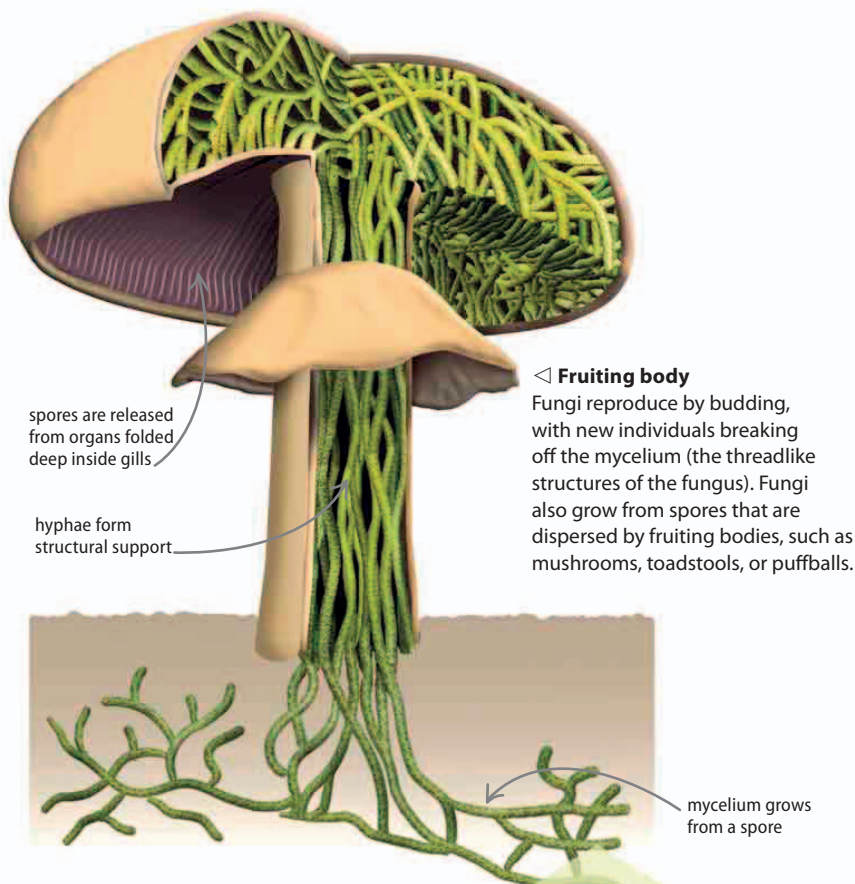
▽ Pyrococcus

Discovered in the super-hot water that gushes from hydrothermal vents on the deep ocean floor, this archaea’s name means “fire sphere.” Sunlight never reaches its habitat, and the archaea is sustained by chemicals in the hot water.



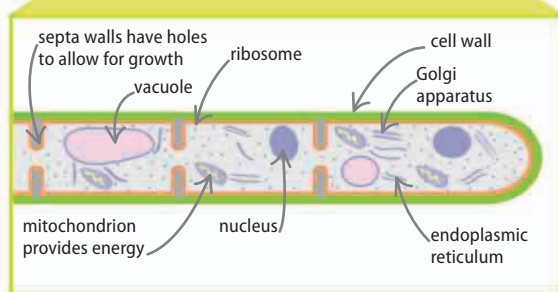
Fungi

The fungal kingdom includes mushrooms, molds, and yeasts. They are saprophytic organisms, which means they grow over a food source and secrete enzymes that digest it externally. Their cells are eukaryotic, with a nucleus and organelles like those of plants and animals. The cells are held inside a rigid cell wall made largely of chitin, the same material that crab shells and beetle wings are made of.



▷ Hypha

The main part of a fungus is called the mycelium. This is made up of many strands called hyphae, which are long tubes of cells that extend over food sources. Yeast are single-celled fungi and do not develop hyphae.

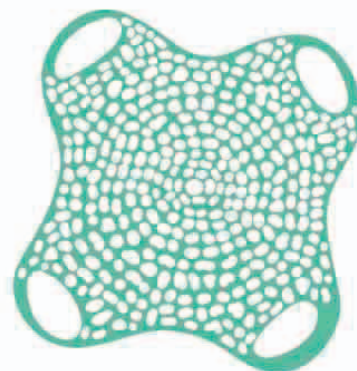


Protists

This kingdom includes a wide variety of single-celled organisms. There are at least 30 different phyla and it is likely that at least some of them evolved separately from each other. The protist cell is very diverse, and can resemble that of an animal, plant, or fungus. Some species, such as Euglena, photosynthesize with chloroplasts, but also feed like animals.

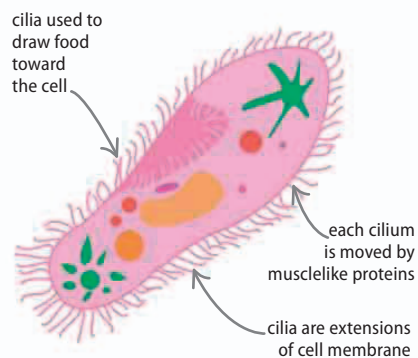
▽ Diatom

These single-celled algae live in sunlit waters. They have an ornate cell wall made from silica. In the right conditions, diatoms produce thick blooms in the water. The silica skeletons of dead diatoms are one of the ingredients in clay.



▽ Ciliate

Not every protist is motile (able to move). An amoeba alters the shape of its cell so its contents flow in one direction. Flagellates are powered by tail-like flagella, while ciliates (below) waft hairlike extensions called cilia (singular: cilium) to push themselves along.



Respiration

THE PROCESS OF RESPIRATION SUPPLIES ENERGY FOR LIFE.

All living things are powered by the energy released by a respiration reaction that takes place inside cells. This reaction needs a supply of oxygen taken from the surrounding air or water.

SEE ALSO

Photosynthesis	30–31 >
Combustion	130–131 >
Redox reactions	132–133 >
Energy	170–171 >

Cellular respiration

Every cell produces its own energy by respiration. The process takes place in tiny power plants called mitochondria. A cell that uses a lot of energy, such as a muscle cell, has a large number of these organelles. Respiration is a chemical reaction in which glucose (a sugar and important source of energy) is oxidized (chemically combined with oxygen). As well as energy, the reaction produces carbon dioxide and water.

chemical equation for cellular respiration

glucose oxygen energy water carbon dioxide



▽ Storing and releasing energy

The energy released from respiration is stored by a chemical called adenosine triphosphate (ATP). The energy is used to add a phosphate (P) to adenosine diphosphate (ADP), to store energy. When needed elsewhere in the cell, the phosphate breaks off and releases the energy.



energy gained



energy released

▽ Anaerobic respiration

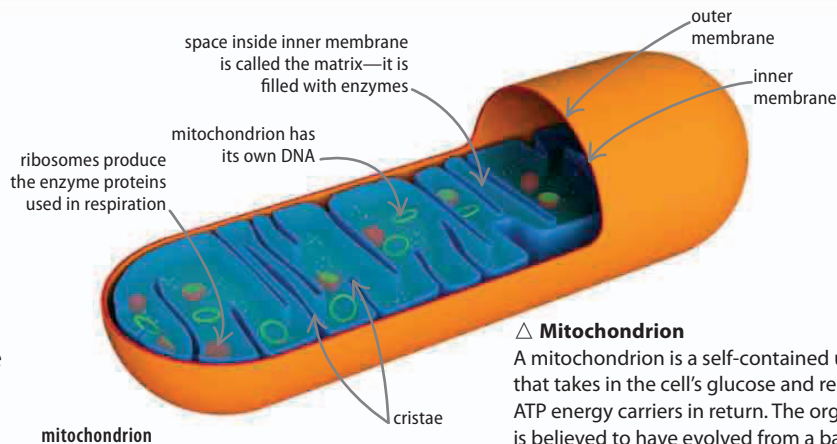
If the cell cannot get enough oxygen to power respiration, it does it anaerobically, meaning “without air.” This process produces lactic acid as a result, which is what makes hard-working muscles burn with fatigue. Anaerobic respiration releases only part of the energy in glucose, but the rest is released when oxygen is available again.

glucose lactic acid



Mitochondrion

A mitochondrion is surrounded by an outer membrane, similar to the one around a cell. There is another membrane inside that is folded in on itself. The folded areas are called cristae. The main enzymes that control the production of ATP are bonded to the inner membrane. This is where respiration happens. The cristae increase the surface area of the inner membrane, maximizing the space for the enzymes.

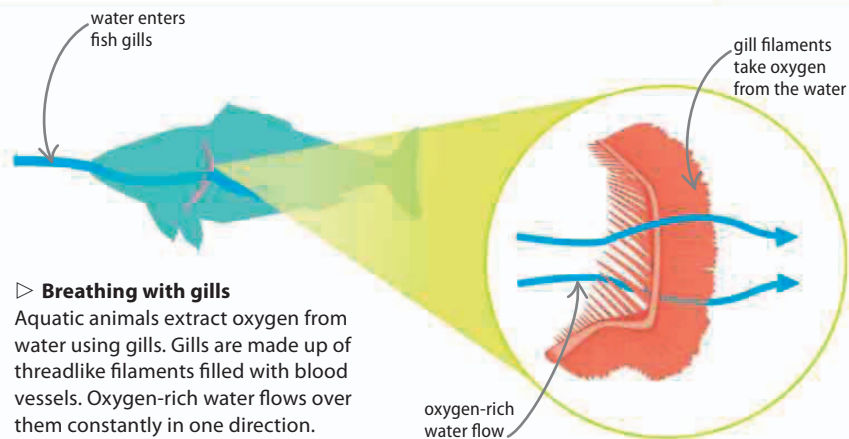


△ Mitochondrion

A mitochondrion is a self-contained unit that takes in the cell's glucose and releases ATP energy carriers in return. The organelle is believed to have evolved from a bacterium that began to live inside larger cells.

Gas exchange

Respiration requires a supply of oxygen, and the body also needs to remove the waste carbon dioxide it produces. The area through which these gases enter and leave the body is called the gas exchange surface. Lungs, gills, and the trachea tubes of insects are lined with these surfaces. A gas exchange surface is thin, moist, and well supplied with blood to take away the oxygen and deliver the waste carbon dioxide. The gases move in and out of the area by diffusion (see page 24).

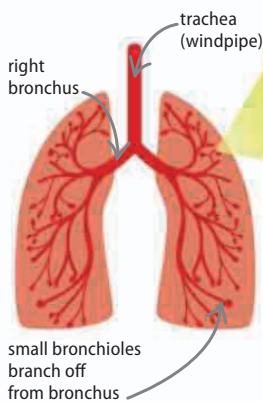


Breathing with lungs

Most land vertebrates breathe using lungs. The process is called reciprocal breathing: oxygen-rich air is inhaled, gases are exchanged, and then the oxygen-depleted air is exhaled. The lungs of primitive vertebrates, such as salamanders, are simple sacs. The lungs of larger animals are effectively sponges of tissue, with a huge gas exchange surface.

▷ Lungs

When you inhale, air is sucked into your lungs via your trachea, which branches into left and right bronchi, which in turn branch off into bronchioles.



end of bronchiole

oxygen

capillary carries oxygen-rich blood toward the heart, and on to the rest of the body

another capillary blood vessel brings oxygen-depleted blood

each alveolus is coated in a thin film of liquid, which helps with the diffusion of the gas

◁ Alveoli

At the end of each bronchiole are sacs called alveoli (singular: alveolus) where the gases are exchanged.

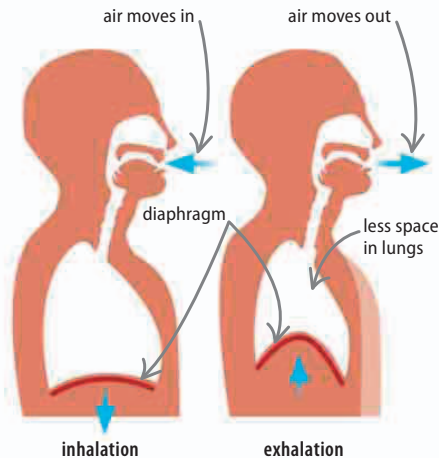
▽ Gas mixture

The air we breathe is a mixture of gases. Only about a fifth of it is oxygen, which diffuses into the blood. There is about 100 times more carbon dioxide in exhaled air than in inhaled air.

Gas	Inhaled air %	Exhaled air %
nitrogen	78	78
oxygen	21	17
inert gas	1	1
carbon dioxide	0.04	4
water vapor	little	saturated

▷ Reciprocal breathing

To breathe in, the diaphragm moves down, enlarging the space in the chest. This lowers the pressure in the lungs, forcing in air from outside. To breathe out, the diaphragm goes up, reducing the space in the chest and pushing out the oxygen-depleted air.



Photosynthesis

PLANTS MAKE THEIR OWN FOOD FROM SIMPLE INGREDIENTS AND SUNLIGHT.

Plants need sunlight to survive. They harness the energy in light to make food from carbon dioxide and water in a process called photosynthesis.

Light reaction

Photosynthesis is a chemical reaction that combines carbon dioxide gas and water to make a molecule of glucose. The glucose is the plant's food, and is sent around the plant to provide the energy it needs. The waste product of the process is oxygen. Photosynthesis itself is powered by sunlight. A chemical called chlorophyll in the leaves absorbs some of the light's energy and uses it to start the reaction.



chlorophyll in guard cells causes them to respond to light and open the stomata on the leaf

carbon dioxide from the air travels into the leaf through the stomata by diffusion (see page 24).

△ Atmospheric carbon

During photosynthesis, carbon atoms are taken from the atmosphere. These atoms are the building blocks of all organic (carbon-containing) compounds—in both plants and the animals that eat them.



SEE ALSO
⟨ 24 Cell transport
⟨ 28–29 Respiration
Plants 54–55 ⟩
Food chains 76–77 ⟩
Energy 170–171 ⟩
Light 196–197 ⟩

Leaf

A leaf is a plant's solar panel. It is flattened to create a larger surface area to catch as much sunlight as possible. The light shines through the surface of the leaf, and photosynthesis occurs in the cells inside. Water arrives from the plant along a vessel that runs down the center of the leaf. Carbon dioxide comes into the plant from the surrounding air through pores called stomata on the underside of the leaf.

Chloroplast

A green structure inside the cell where the chlorophyll is located.

Palisade cells

These column-shaped cells under the upper surface are where most of the photosynthesis takes place.

Vascular bundle

Xylem (blue) brings water and dissolved minerals to the leaf. Phloem (orange) takes away sucrose (see page 37).

Lower epidermis

The underside of the leaf is filled with pores called stomata (singular: stoma) that let gases in and out of the plant.

Upper epidermis

A layer of cells that forms the leaf's upper surface. These cells have a waxy coating to reduce the amount of water lost through evaporation.

Spongy mesophyll

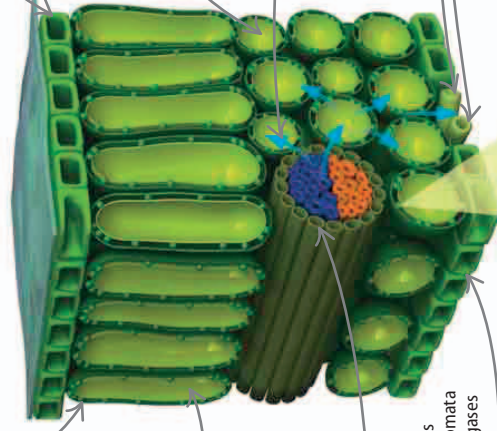
Cells with large spaces between them where the gases circulate.

Water loss

Leaves lose water through evaporation and need a constant supply so they do not dry out.

Guard cells

A stoma is made of two guard cells, which move away from each other to open the pore when the Sun is shining, and move together to close it when it's dark.

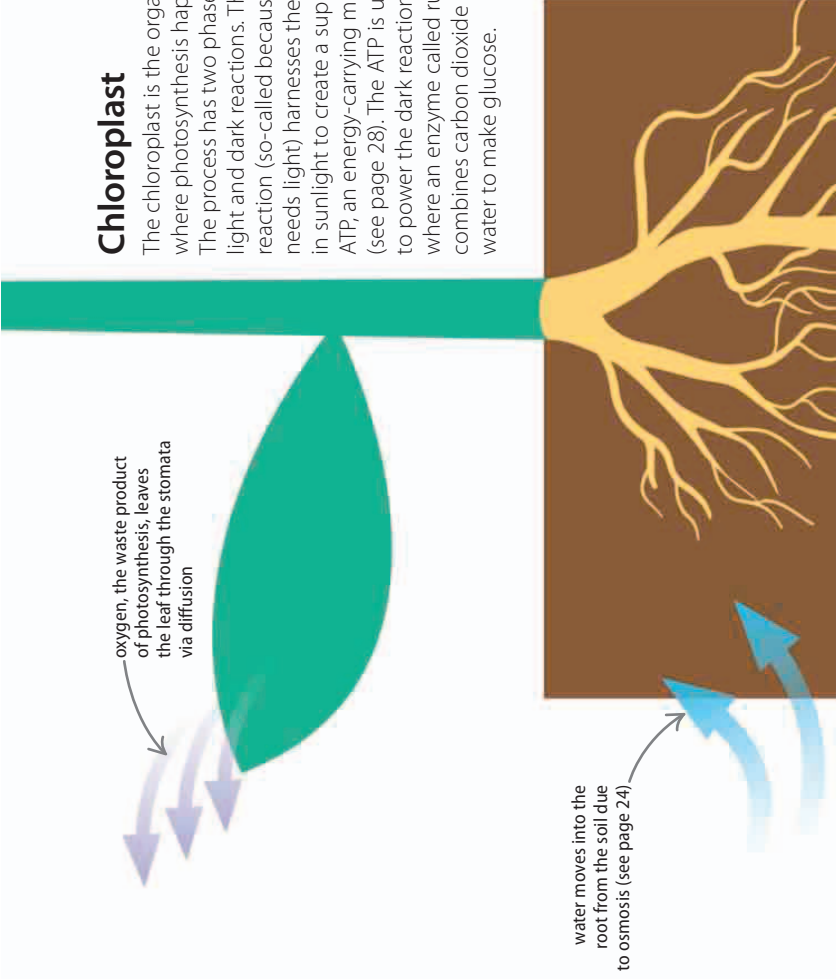


Chloroplast

The chloroplast is the organelle where photosynthesis happens. The process has two phases, the light and dark reactions. The light reaction (so-called because it needs light) harnesses the energy in sunlight to create a supply of ATP, an energy-carrying molecule (see page 28). The ATP is used to power the dark reaction, where an enzyme called rubisco combines carbon dioxide and water to make glucose.

oxygen, the waste product of photosynthesis, leaves the leaf through the stomata via diffusion

water moves into the root from the soil due to osmosis (see page 24)

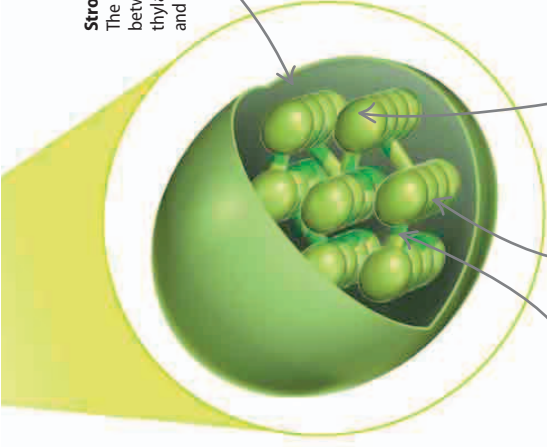


Stroma
The dark spaces between the thylakoids and grana.

Stroma lamellae
Single membranes connect the grana.

Granum
The thylakoids are arranged in stacks called grana (singular: granum).

Thylakoid
The light reaction happens on membranes called thylakoids when several chlorophyll molecules work together to trap light energy.

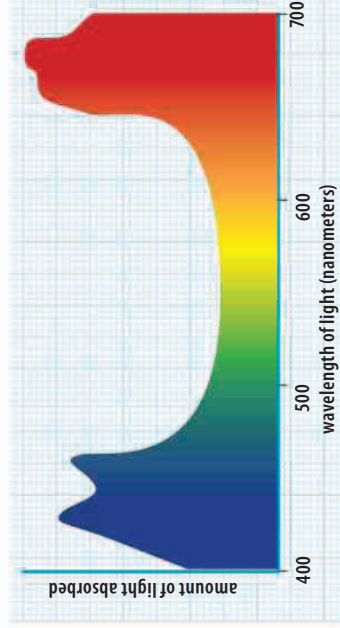


△ Inside a chloroplast

The chlorophyll molecules are attached to membranes called thylakoids. The dark reaction takes place in the stroma, the spaces between the thylakoids and grana. All green parts of a plant contain cells filled with chloroplasts.

Chlorophyll

The chemical pigment chlorophyll is what makes most plants look green. Each chlorophyll molecule absorbs the red and blue light in sunlight, using its energy to power photosynthesis, and reflects the rest back. So what we see is the green light that is not used by photosynthesis reflected back.



△ Absorption spectrum

This graph shows the wavelengths, or colors, of light, that are absorbed by chlorophyll. The dip in the middle shows that yellows and greens are absorbed less than reds and blues.

REAL WORLD

Fall colors

Deciduous trees drop their leaves in winter, when it is too dark to photosynthesize efficiently. Before they are shed, the leaves change color—turning from green to brown. This change is due to the chlorophyll being absorbed by the plant for use in the next year. The fall colors are formed by pigments called carotenes that are left behind.



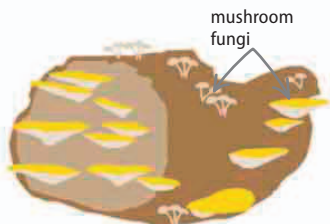
Feeding

THE PROCESS OF COLLECTING AND CONVERTING RAW MATERIALS INTO ENERGY.

Not all living things feed—plants and other photosynthetic organisms make their own food. However animals, fungi, and many single-celled organisms survive by consuming other living things.

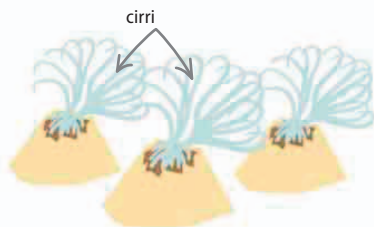
What is feeding?

An organism that feeds is called a heterotroph, a name that means “other eater.” As the name suggests, heterotrophs collect the nutrients and energy they need by consuming other organisms. Plants are called autotrophs—“self-eaters”—because they generate everything they need to survive themselves. There are several modes of feeding and every organism specializes in getting its food in a specific way.



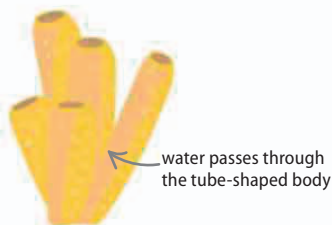
△ External digestion

A fungus is a saprophyte, meaning it grows over its food source, secreting enzymes that digest the food externally. Nutrients are then absorbed directly into its body.



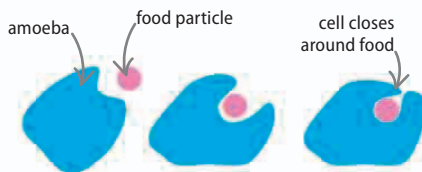
△ Filter feeding

Barnacles do not search for food, but sieve it from the water using their long, feathery legs, called cirri. Many shellfish, such as clams, are also filter feeders.



△ Absorption

The simplest feeding method is to absorb food through the surface of the body. The body of a sponge is tube-shaped and food is collected from water flowing through it.



△ Phagocytosis

Single-celled organisms such as amoebas engulf their food, moving their cell membrane around it to form a sac in which the food is digested.

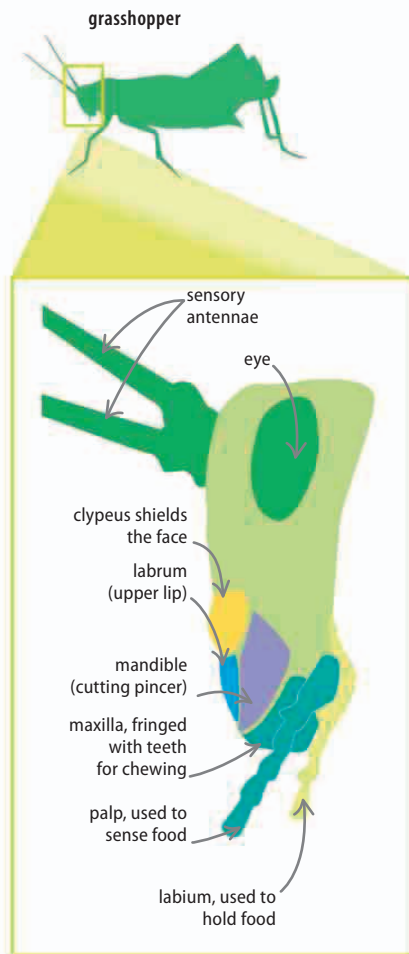


△ Biting

Only vertebrates, such as crocodiles, have jaws that open and close in a biting motion. The jaws are lined with teeth, which cut the food into manageable chunks before swallowing.

SEE ALSO

Waste materials	34–35 >
Human digestion	66–67 >
Human health	70–71 >
Food chains	76–77 >
Cycles in nature	78–79 >



△ Mouthparts

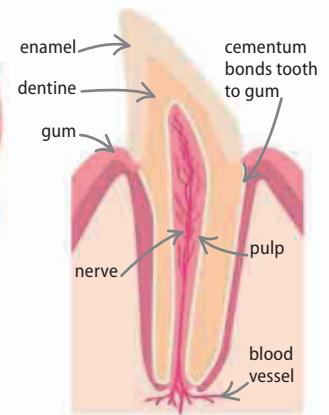
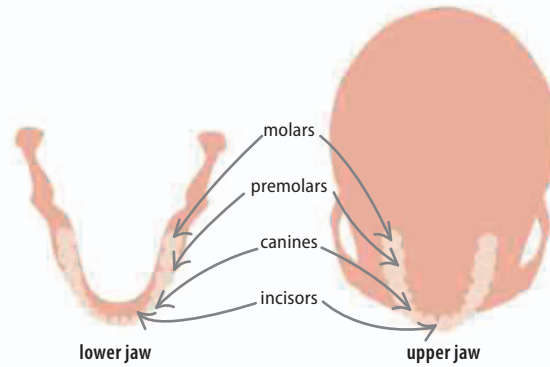
Insects and other arthropods have complex mouthparts. A grasshopper's mouthparts are suited to cutting and chewing, but other insects have mouthparts that can be used for sucking, biting, or soaking up liquids.

Teeth

Digestion, the breaking up of food into simpler substances that can be used by the body, follows feeding. The first phase of this is often mechanical digestion, where hard, sharp teeth bite food into small chunks or chew it to a pulp. Some toothless animals, such as birds, grind their food internally in gizzards—muscular stomachs that use stones swallowed by the animals to help break up the food.

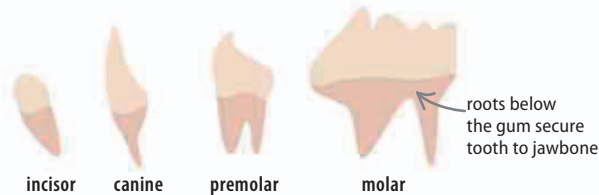
▷ Human teeth

Humans have four types of teeth. Incisors are used to slice and bite, and canines grip and rip. Molars and premolars are flat and are used for grinding food.



△ Tooth anatomy

A hard enamel cover is supported by softer dentine beneath. The pulp contains blood and nerve connections.



Types of consumer

Not all animals eat the same foods, and that difference is reflected in their teeth and jaws. Carnivores eat meat, so their teeth are often structured to help catch prey and rip it to shreds. Plant food is very tough, so herbivores (plant-eaters) use wide, grinding teeth to make it more digestible. Omnivores have teeth suited to a mixed diet of both meat and plants.

▽ Hunter or hunted?

Scientists can tell a lot about the way an animal lived by the shape, position, and condition of its teeth.



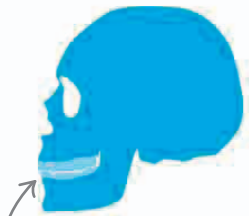
dolphins have many hooked teeth for gripping slippery fish, so they do not escape



lions have long fangs for gripping prey, while large premolars at the back of the jaw slice meat with a scissor action



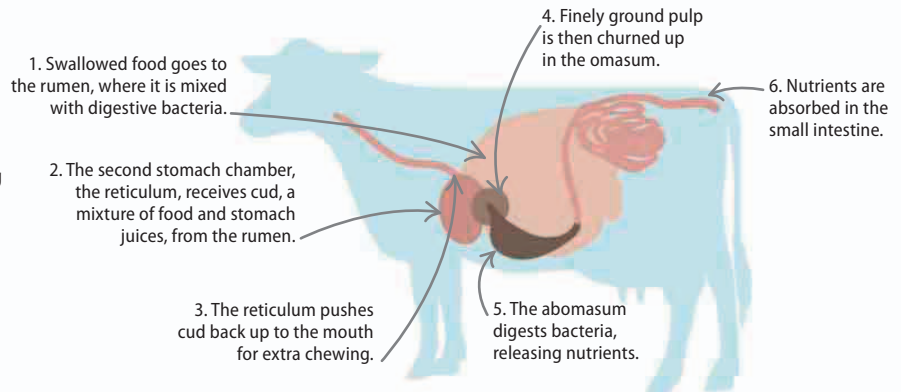
the gap in a cow's teeth allows the animal to grab a new mouthful of grass while still chewing the last one



human teeth are adapted to a varied diet of fruits, hard seeds, and flesh

▷ Rumination

Chewing food once is not enough for large herbivores, such as cattle or antelopes. They regurgitate food, called cud, from the stomach to chew it a few more times during digestion. Ruminants rely on bacteria living in their complex stomachs to break down the tough cellulose (the main part of plant cell walls) in their food.



Waste materials

ANIMALS AND PLANTS USE A VARIETY OF METHODS TO GET RID OF THEIR WASTE MATERIALS.

SEE ALSO

◀ 32–33 Feeding

Hormones 48–49 ▶

Body systems 62–63 ▶

Human digestion 66–67 ▶

Excretion is the process of removing the waste produced by living bodies. This process is different to defecation, which is the release of the unused portion of food from the digestive tract.

Waste removal

A waste product is anything that the body cannot use. If they are allowed to build up in the body, they may become toxic. Nitrogen compounds from unneeded proteins form poisons that must be flushed away, and even carbon dioxide from respiration would make the blood dangerously acidic if it were not removed.

▽ Getting rid of waste

Organisms tackle their waste in different ways. The methods used to dispose of it safely depend on the nature of the waste and what resources are available. For example, fish flush waste out in water, but this method would dehydrate many animals, so other techniques are used.

REAL WORLD

Crocodile tears

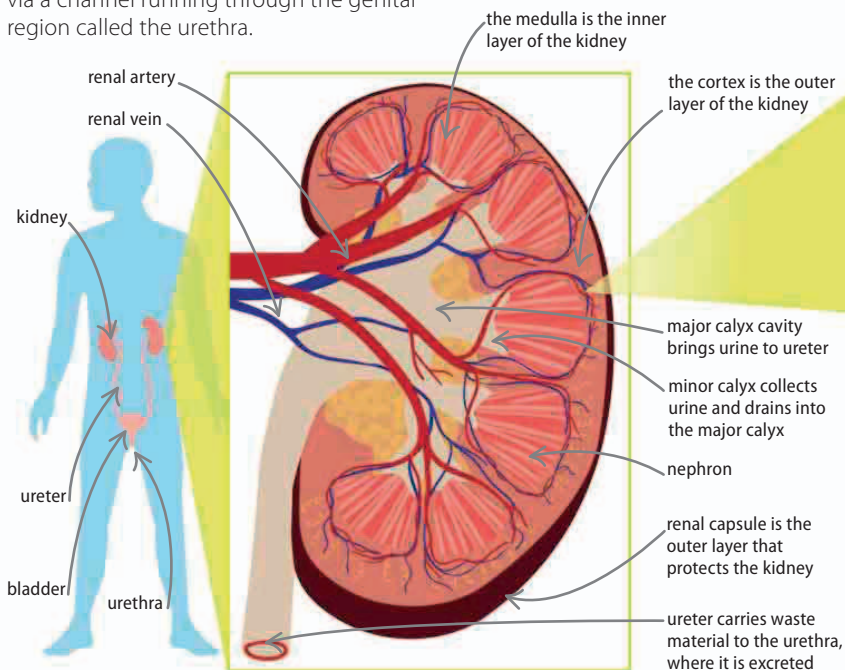


The term “crying crocodile tears,” meaning someone acting sad without actually being upset, has a ring of truth to it. Crocodiles do indeed cry, but their tears are not emotional ones. The tears carry away unwanted salts from the body.

Waste product	Organism	Excretory process	Explanation
ammonia	fish	break-down of proteins	ammonia is very poisonous, so it is excreted in very dilute urine by fish and other animals that have plenty of water available around them
urea	mammals	break-down of proteins	to save water, animals chemically convert ammonia into urea, which is soluble and can be excreted in liquid urine
uric acid	birds, reptiles	break-down of proteins	uric acid is a solid form of nitrogen-containing waste excreted as a white paste, which saves water but requires a lot of energy to process
carbon dioxide	all life	respiration of sugars	carbon dioxide, produced as a byproduct of respiration, is released from the body during gas exchange, for example, in the lungs or gills
oxygen	plants and algae	photosynthesis	although oxygen is useful, too much can upset some of the plant's processes, so unwanted oxygen is released through its leaves
feces	most animals	undigested food	unneeded food material, combined with other waste materials (including brown pigments from dead blood cells), is eliminated via the anus
salt	all organisms	balancing concentrations of body fluids	salts help with many body processes, but too much can cause cramps and dehydration, so it is excreted in sweat, urine, or through skin glands

Kidneys and bladder

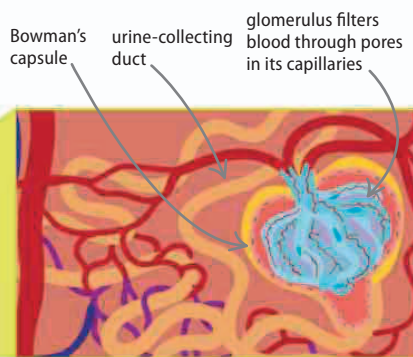
In humans—and other vertebrates—most waste products are filtered from the blood supply by the kidneys. The liquid produced—known as urine—trickles from each kidney through a long tube called a ureter. Both ureters empty into the bladder, a flexible bag in the pelvic region. When this is about half full, the weight of the liquid creates the urge to urinate. Urine is expelled from the bladder via a channel running through the genital region called the urethra.



▽ Inside the kidneys

A renal artery brings waste-filled blood to the kidney. The blood is dispersed to the outer regions, called the cortex, where the filtering happens in thousands of tiny units called nephrons. From there, the clean blood is returned to the body via a renal vein. Drops of the filtered waste are collected by the calyx, a multiheaded funnel that connects to the ureter.

Even **water** can be toxic, because too much in the body causes the brain to swell and can kill.



△ Nephron

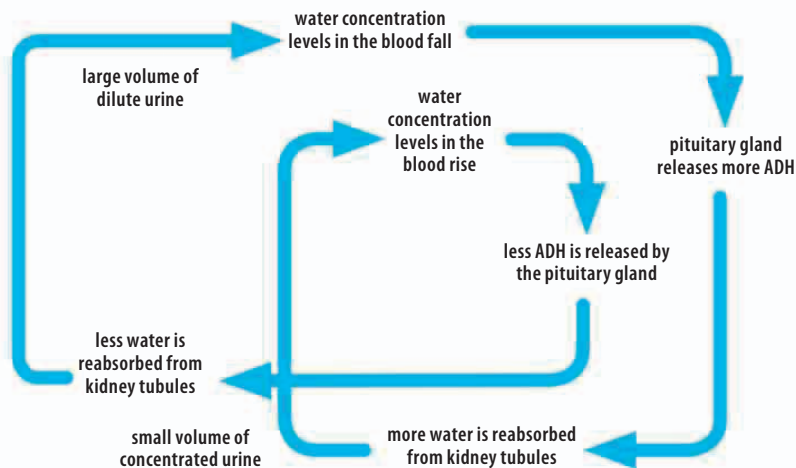
Tiny blood vessels form into a netlike structure called a glomerulus. The liquid portion of the blood squirts out through the thin walls of the glomerulus into a bell-shaped Bowman's capsule. The solid blood cells cannot escape, but the waste material travels with the liquid through a series of tubules (tiny tubes) to a collecting duct that leads back through the medulla to the ureter.

Osmoregulation

The kidneys also carry out osmoregulation, controlling the amount of water in the body. When there is a lack of water, the nephron tubules reabsorb some of it from urine so it is not expelled unnecessarily. Osmoregulation is governed by a hormone called antidiuretic hormone, or ADH, which is produced by the pituitary gland.

▷ Rising and falling

The levels of ADH in the blood are constantly adjusting to maintain the right amount of water in the blood in a cycle, shown here.



Transport systems

SUBSTANCES ARE MOVED AROUND INSIDE LIVING THINGS IN A VARIETY OF WAYS.

SEE ALSO

◀ 24–25	Cells at work	
	Disease and immunity	50–51 ▶
	Body systems	62–63 ▶
	Circulatory system	69 ▶

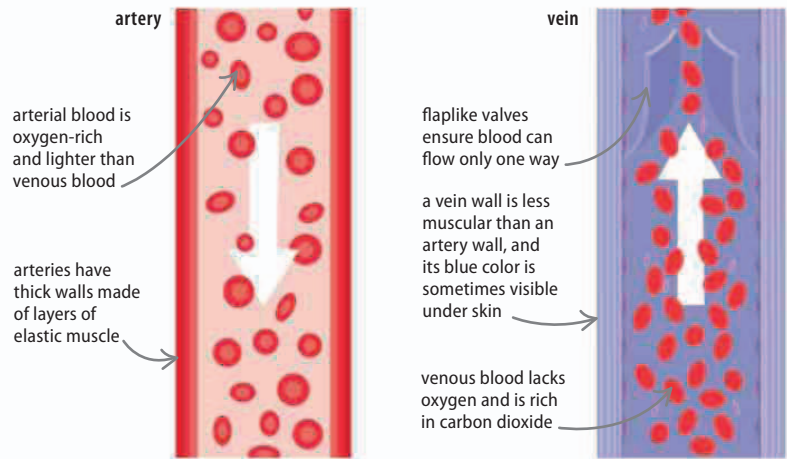
The cells in a multicellular organism are specialized into certain roles and cannot survive on their own. The body's transport system brings them what they need to stay alive, and takes away their waste materials.

Circulation

Animals transport substances around their bodies in a liquid. In vertebrates, this liquid is blood, pumped along by a heart (or hearts) through a series of pipes, or vessels. Blood vessels reach all parts of the body, narrowing to thin-walled capillaries that deliver materials to cells by diffusion.

▷ Arteries and veins

The vessels that carry blood away from the heart are called arteries. They pulsate to push blood along, which can be felt through the skin in some places. Veins bring blood back to the heart.

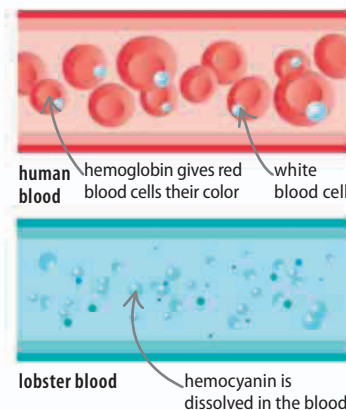


Composition of blood

Blood contains hundreds of compounds. About 55 percent of blood is a watery mixture known as plasma. This contains dissolved ions, hormones, and several proteins, such as the ones that form blood clots and scabs to seal breaks in vessels. The rest of the blood is made up of red and white blood cells and platelets.

Blood color ▷

Blood looks red because most of its cells contain an iron-rich pigment called hemoglobin. This substance bonds with oxygen arriving via the lungs and delivers it to body cells. A few invertebrates use copper-rich hemocyanin to do this, which makes their blood blue.



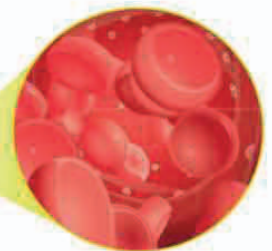
plasma contains many substances dissolved in it, such as carbon dioxide, which is produced as waste by cells

one in 20 blood cells are white blood cells, which defend the body against disease

oxygen-carrying red blood cells make up the majority of blood—there are five billion in every milliliter

▽ Red blood cells

Hemoglobin, the body's oxygen carrier, is held in red blood cells. These have a curved doughnut shape to maximize their surface area for collecting oxygen.



Plant vascular system

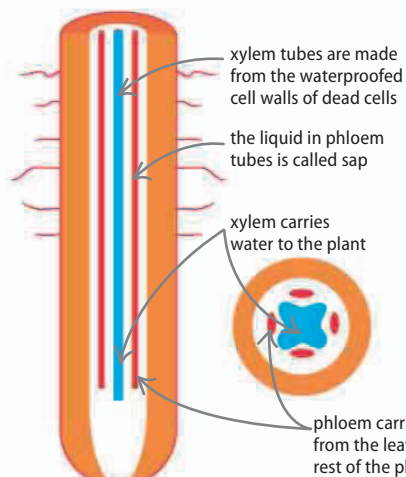
The transport system of a plant is made up of two sets of vessels—xylem and phloem. Xylem carries water around the plant. Its stiff tubes run from the roots, up the stem, to the leaves. Phloem carries the sugar made in the leaves to the rest of the plant in the form of dissolved sucrose. Both types of vessel are made from columns of cells with openings at either end that form continuous pipes along which liquids can flow.

More than **100 million tons** of sugar are extracted from the sap stored in the phloem tubes of sugar cane **every year**.

REAL WORLD

Giant redwood

The largest trees in the world, such as these giant redwoods of California, USA, grow to around 361 ft (110 m) tall. Scientists estimate that this is about the maximum height for a tree, since the pressure needed to pump a continuous column of water any higher would cause the water to pull itself apart inside the tree, and never reach the top.



◁ **Vascular bundle**
The xylem and phloem run together through the plant as a vascular bundle. This structure—especially the xylem—forms a stiff support for the plant. In trees, the wood develops from old xylem tubes.

▽ Moving sugars and water

The sugars in phloem diffuse from the leaves, where they are made, to other areas of the plant that lack fuel. Water is essentially pumped up from the roots through xylem tubes by a process called transpiration.

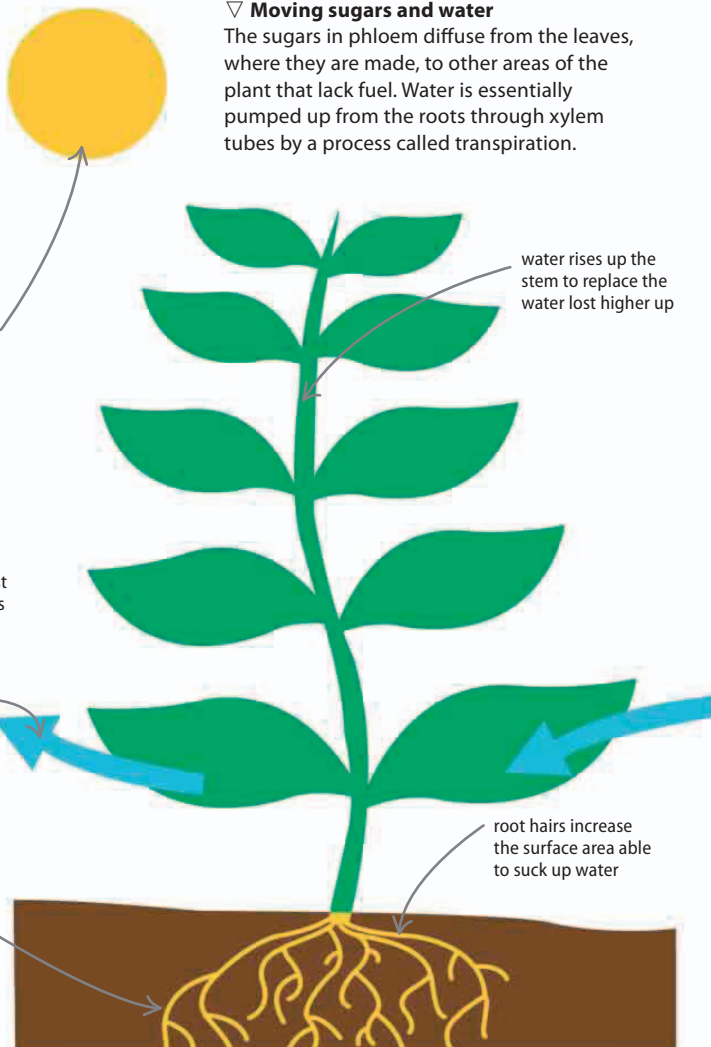
sunlight is necessary for photosynthesis, and also evaporates water from the leaves

water rises up the stem to replace the water lost higher up

wind blows away moist air, leaving dry air in its place, which increases transpiration, as water is more likely to evaporate in dry air

water is drawn into roots—and up the xylem—by osmosis (see page 24)

root hairs increase the surface area able to suck up water



Movement

ORGANISMS HAVE DEVELOPED DIFFERENT WAYS OF MOVING.

SEE ALSO

Fish, amphibians, and reptiles	58–59 >
Mammals and birds	60–61 >
Body systems	62–63 >

Organisms move by changing the shape of their body to propel themselves forward. In complex animals these body changes are controlled by muscles, bundles of protein that exert pulling forces on body parts.

Modes of locomotion

Animals move in order to find food, escape a threat, or locate mates. The precise mode of locomotion (movement) used depends heavily on their habitat. Plants and fungi cannot move in the same way—their stiff cell walls make their bodies too rigid. However, many single-celled organisms, such as most protists and algae, can move by using extensions called flagella or cilia in the search for food or better conditions.



△ **Flying**
Wings are modified limbs that create lift and thrust forces to carry birds, bats, and some insects through the air.



△ **Swinging**
Tree-dwellers require a large decision-making brain and nimble limbs to control climbing and jumping.




△ **Walking**
Most land animals walk on four legs (quadrupedal), although humans and flightless birds walk on two (bipedal).



△ **Burrowing**
Burrowers have powerful limbs for digging or are slender enough to be able to wriggle through soft soils.



△ **Floating**
The Portuguese man-of-war cannot move itself, but it is moved by tides, currents, and winds on the water's surface.



△ **Drifting**
Some microscopic plankton can swim, but most float freely in the water and are carried along by ocean currents.



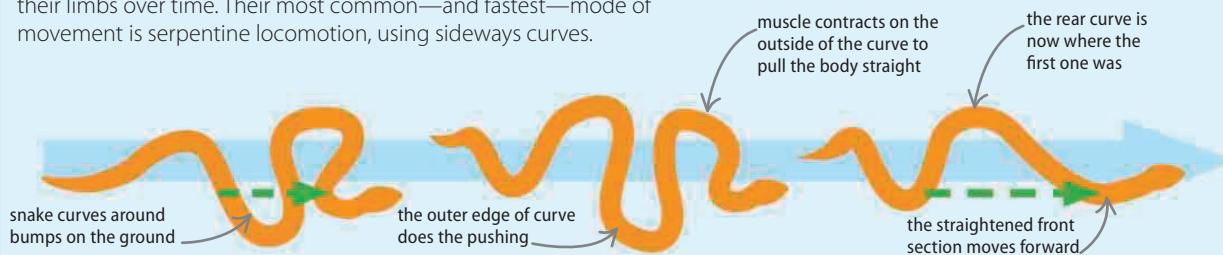
△ **Swimming**
Aquatic animals that can swim strongly enough to control where they move in the water are called nektons.



△ **Staying still**
Some organisms spend their lives anchored in one spot, usually under water, and just move their limbs to catch food.

Snake locomotion

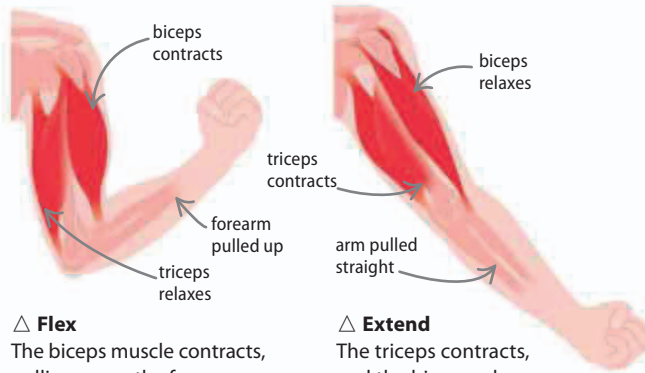
Snakes evolved from four-legged reptiles, with their ancestors losing their limbs over time. Their most common—and fastest—mode of movement is serpentine locomotion, using sideways curves.



△ **1. Bunching up**
The body is pulled into wide curves so the rear end moves toward the head.

△ **2. Stretching out**
As the body straightens, the curved sections push against the rough ground.

△ **3. Gaining ground**
The head gains ground by moving forward, and then the sequence starts again.

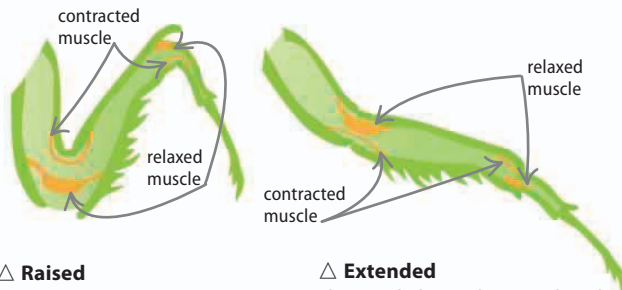


△ Flex

The biceps muscle contracts, pulling up on the forearm and causing the whole arm to bend at the elbow.

△ Extend

The triceps contracts, and the biceps relaxes, pulling the forearm down and straightening the arm.



△ Raised

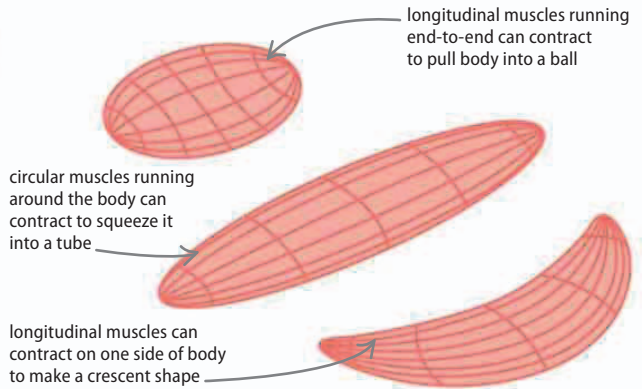
Arthropod exoskeletons contain pairs of muscles attached to their jointed inside surfaces.

△ Extended

The exoskeleton does not bend when pulled by a muscle. Instead, the force is transferred to the joint, making the whole joint move.

Anchor points

Muscles exert a force by contracting, or pulling, and need a solid anchor point to pull against. This is the main function of a skeleton, with the bones connecting at joints, to allow it to move when muscles pull. Muscles cannot push, so they work in pairs, with each muscle pulling in the opposite direction to the other.

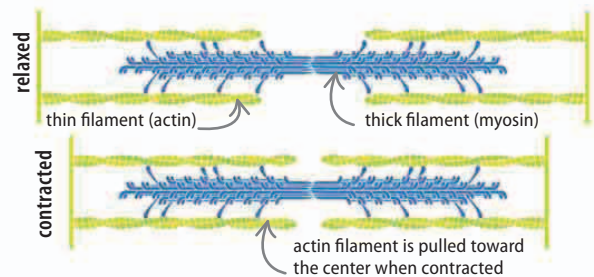


△ Hydrostatic skeleton

Worms and other soft-bodied animals have a hydrostatic skeleton—made of sacs of liquid surrounded by muscles. These have a fixed volume, but can be changed into different shapes using sets of circular and longitudinal muscles.

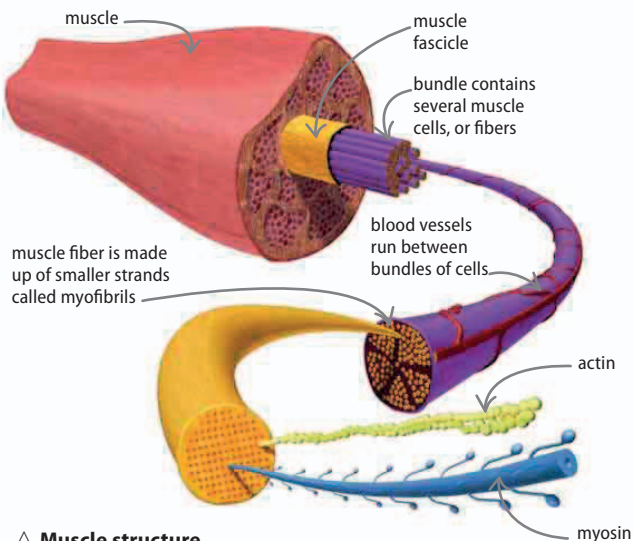
Muscle contraction

A muscle cell takes the form of a long fiber—up to 30 cm (12 in) long in a man's thigh. The cell contains many hundreds of nuclei and several bundles of myofibrils, which are made up of two protein filaments known as myosin and actin. Muscles contract when the two filaments move closer together in the cells. Millions of these tiny movements accumulate into a powerful contraction.



△ Actin and myosin

When a muscle receives an electric pulse from a nerve, the signal causes the thick myosin protein to haul itself along two actin strands, pulling them toward the center. When relaxed, the proteins spread apart again, and the muscle lengthens.



△ Muscle structure

Muscles are formed from a hierarchy of bundles. Even the smallest muscle contains several fascicles, which are bundles of muscle cells. In turn, the cells contain bundles of myofibrils that are filled with myosin and actin.

Sensitivity

LIVING ORGANISMS SENSE THEIR ENVIRONMENT IN DIFFERENT WAYS.

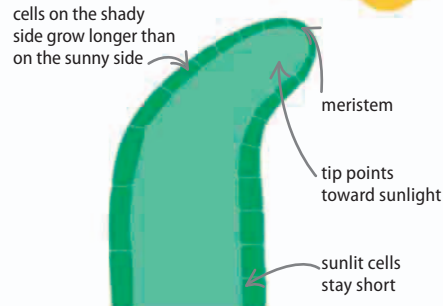
All living things are sensitive to their surroundings, such as changes in light, sound, or chemistry. This sensitivity allows organisms to respond, for example to a threat, increasing their chances of survival.

SEE ALSO


Human senses	64–65 >
Functional groups	160–161 >
Electromagnetic waves	194–195 >
Light	196–197 >
Sound	200–201 >

Tropism

Plants can sense the factors in the environment that help them maximize their growth. This is called tropism. A seed is sensitive to gravity (gravitropism), so its roots grow down into the soil. The roots also turn toward water in the soil (hydrotropism), while the stem grows toward sunlight (phototropism). Phototropism causes a growing point (the meristem) to face the Sun by growing cells on one side of the stem longer than those of the other.



◁ **Phototropism**
Sunlight inhibits the production of growth hormones or auxins. The cells on the shady side of the stem release auxins. That makes the cells in shade grow longer, while the cells on the sunny side stay short.

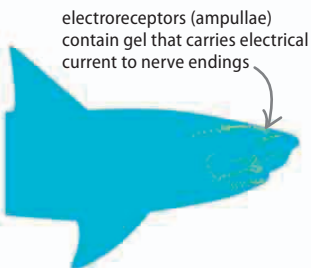


▷ Compound eye

Many arthropods have compound eyes, which have thousands of individual lenses. Each lens forms a small dot of an image, which overlaps with other dots to form a larger image.

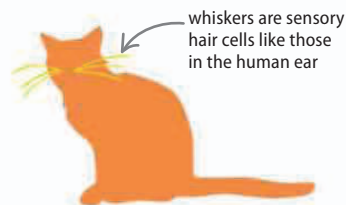
Animal senses

The human senses of touch, smell, sight, hearing, and taste are all used by animals, but not in the same way. For example, a grasshopper hears with pressure-sensitive knees, a housefly tastes its food by standing on it (its taste buds are on its feet), while a moth detects smells with its feathery antennae. Some animals have senses that do not compare to human ones.



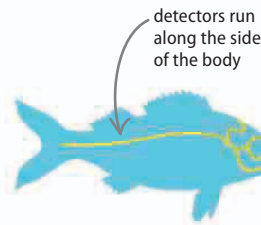
△ Ampullae of Lorenzini

Sharks have electroreceptors that pick up the electric fields produced by the muscles of other animals. This allows them to find prey in the dark water.



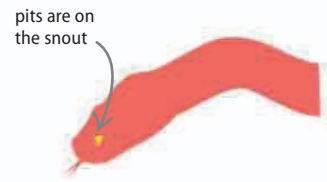
△ Whiskers

Whiskers are ultra-sensitive hairs used by mammals to feel their way in the dark. They are wider than the head, so the animal knows if it is heading into a tight spot.



△ Lateral line

Fish use a motion sensor, called the lateral line, running along the side of the body. It picks up the swirling water currents created by other animals moving nearby.

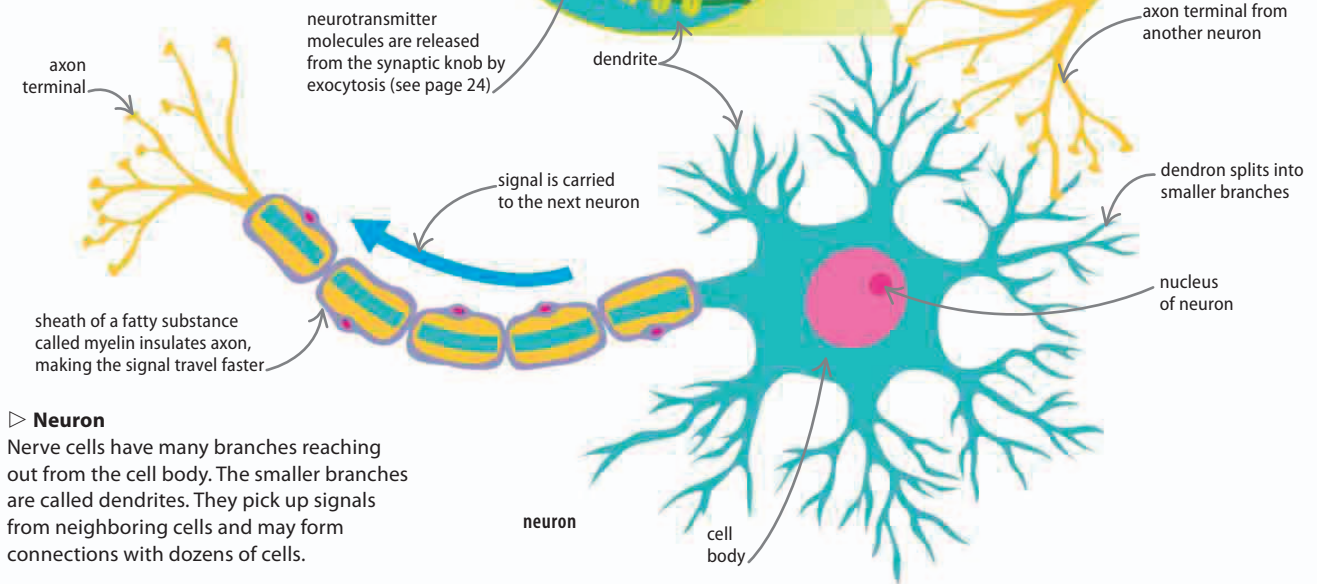


△ Heat pits

Pythons and vipers have hollow pits on their snouts that detect the body heat of warm-blooded prey. The pits also warn the snake if it should avoid the other creature.

Nerve cell

Sensory organs send out signals to the rest of the body as electric pulses that run along nerves. Nerves are made up of bundles of long cells called neurons. The long, wirelike section of the cell is called the axon, and it carries the signal to the next cell in line. Charged ions flood in and out of the axon to create the electric pulse.



◁ Synapse

The connection between neurons is made by chemicals called neurotransmitters. These are sent across a minute gap between neurons called a synapse.

▷ Neuron

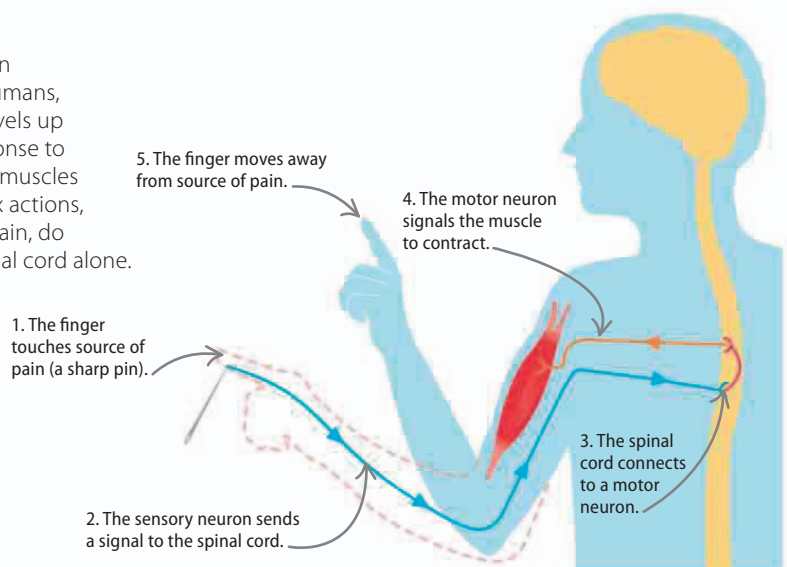
Nerve cells have many branches reaching out from the cell body. The smaller branches are called dendrites. They pick up signals from neighboring cells and may form connections with dozens of cells.

Reflex action

Information from the senses travels toward the brain through sensory neurons. In vertebrates, such as humans, these connect to the spinal cord, and the signal travels up to the brain through the cord. Any immediate response to the stimulus (such as a sharp pin) is sent out to the muscles by motor neurons right away. This means that reflex actions, such as withdrawing the hand from the source of pain, do not involve the brain, but are controlled by the spinal cord alone.

▷ Reflex arc

The nerve pathway controlling a reflex is called the reflex arc. The sensory nerve sends a signal to the spinal cord, where it connects directly to the motor neuron that signals to the muscles, causing them to move.



Reproduction I

SPECIES MUST REPRODUCE TO SURVIVE.

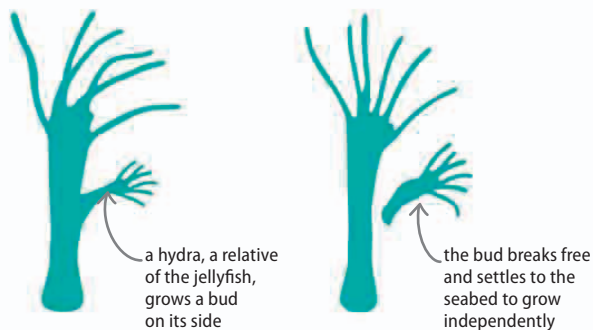
Reproduction is the main purpose of the natural world. Living things grow, feed, and survive in order to reproduce and makes copies of themselves.

Asexual reproduction

When a single organism makes an exact copy of itself, the process is called asexual reproduction. The copy is genetically identical, a clone of the parent. Asexual reproduction can be useful for populating new habitats very quickly. However, because all the offspring are identical, a disease or other problem that affects one of them is likely to affect all the others, too.

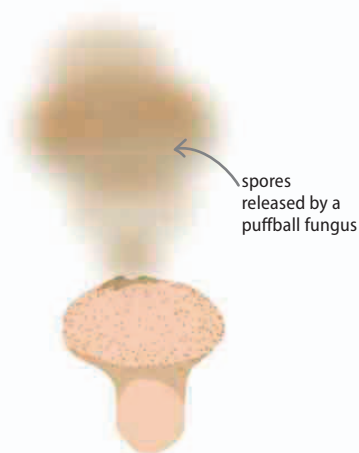
▽ Budding

The most basic form of reproduction is budding, in which a section of the parent breaks off, forming an independent individual. Many single-celled organisms reproduce by budding.




▷ Sporogenesis

Fungi, primitive plants (such as ferns and moss), and even some parasitic worms reproduce by releasing hardy spores. These are tiny balls of cells, which can grow into new individuals.



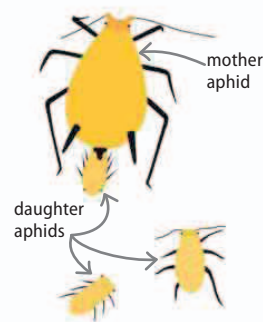
▽ Vegetative reproduction

Some plants send out side roots (called runners) or stems (stolons), that sprout daughter plants nearby. When the daughter plant is established, the connection with the parent breaks.



▷ Parthenogenesis

Parthenogenesis is a form of reproduction in which animals produce young without mating. Some female aphids give birth to daughters that are identical to themselves in every way except size.



SEE ALSO

◀ 22–23 Cell structure

◀ 25 Cell division

Human reproduction 72–73 ▶

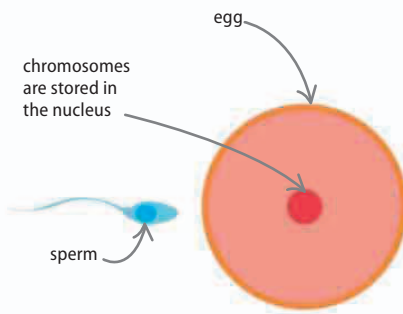
Evolution 80–81 ▶

Genetics I 84–85 ▶

New Mexico whiptail lizards are all asexual, but all females must “mock mate” with each other before laying eggs.

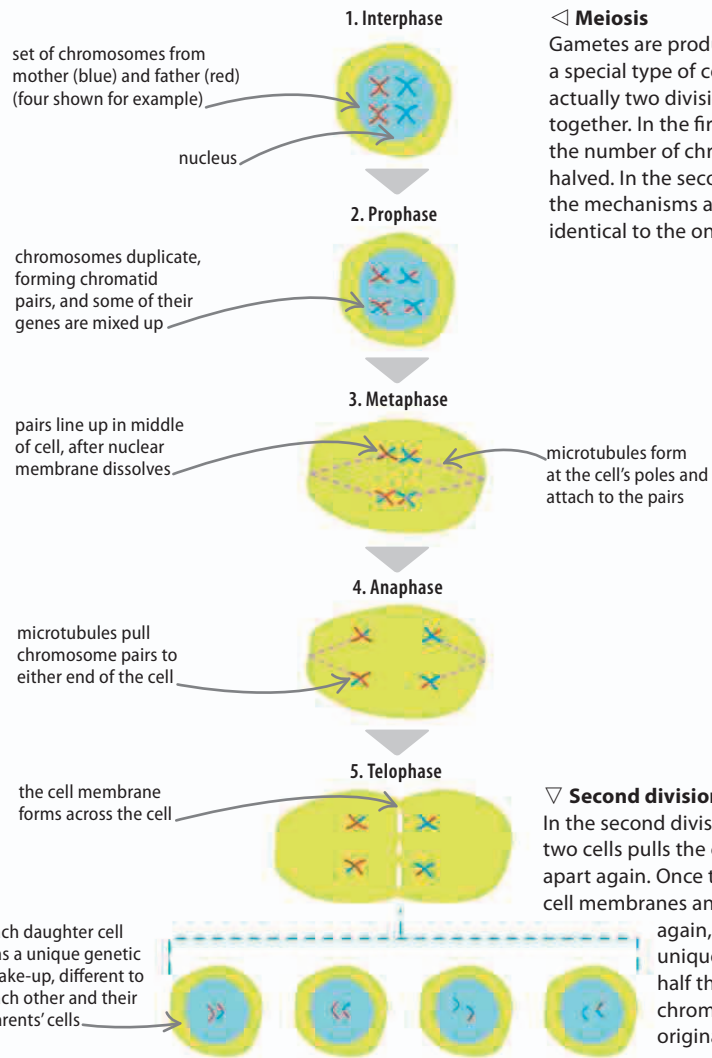
Sexual reproduction

Sexual reproduction happens when two parents mix up their genes in order to produce offspring with their own unique genetic make-ups. Sexual reproduction requires each parent to produce gametes, or sex cells. While ordinary cells contain two full sets of genes—one from each parent—gametes have just a single set. In a process called fertilization, two gametes—one from each parent—fuse to form a zygote, the first cell of a new individual.



△ Sperm and egg

Male gametes are called sperm, and female ones are called eggs or ova (singular: ovum). Both contain half the usual number of chromosomes. A sperm's purpose is to deliver genes to the egg and it contains nothing else. By contrast, an egg cell needs to be huge to contain the nutrients required to grow a new individual after fertilization.



◁ Meiosis

Gametes are produced using a special type of cell division—actually two divisions occurring together. In the first division, the number of chromosomes is halved. In the second division, the mechanisms are almost identical to the ones in mitosis.

▽ Second division

In the second division, each of the two cells pulls the chromosomes apart again. Once this is done, the cell membranes and nuclei form again, leaving four unique cells, with half the number of chromosomes of the original parent cells.

Animal development

After fertilization, the new individual (embryo) needs to develop and grow until it is ready to feed and live independently. The ways that animals produce their young depends on their habitat and biology.

▷ Development strategies

Small creatures, which are under constant threat of predators, produce lots of young quickly. Larger and better protected animals invest in protecting fewer young instead.

Method	Explanation	Example
ovuliparity	eggs are fertilized after being released by the female	fish, toads
oviparity	eggs are fertilized before release and often protected in a nest	birds
ovoviviparity	fertilized eggs retained in body until after hatching	seahorses
aplacental viviparity	young grow inside mother, feeding on eggs or siblings	some sharks
placental viviparity	young sustained by mother through placenta until birth	mammals

Reproduction II

ANIMALS AND PLANTS EMPLOY A RANGE OF STRATEGIES TO REPRODUCE.

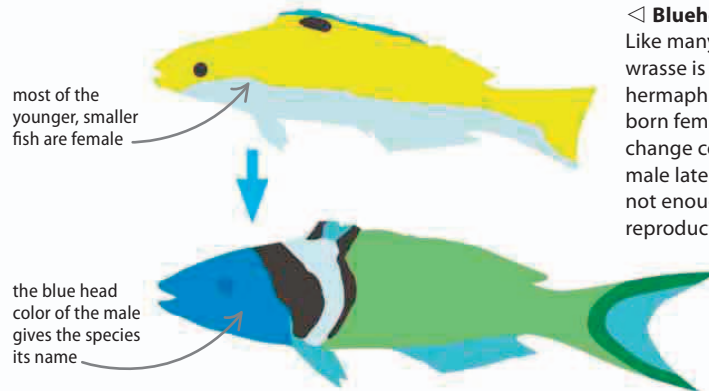
SEE ALSO

◀ 22–23	Cell structure
Life cycles	46–47 ▶
Plants	54–55 ▶

Plants and animals employ a number of reproduction strategies to maximize their breeding potential. This may involve changing from one sex to another, or relying on other animals to aid in reproduction and dispersal of offspring.

Hermaphrodites

Sex cells are produced by organs known as gonads. The female gonad is the ovary; the male one is the testis. Animals that have both types of gonads at some point in their lives are known as hermaphrodites. Earthworms and land snails are simultaneous hermaphrodites, meaning they have both gonads at the same time. Nevertheless, they still need to find mates to breed.



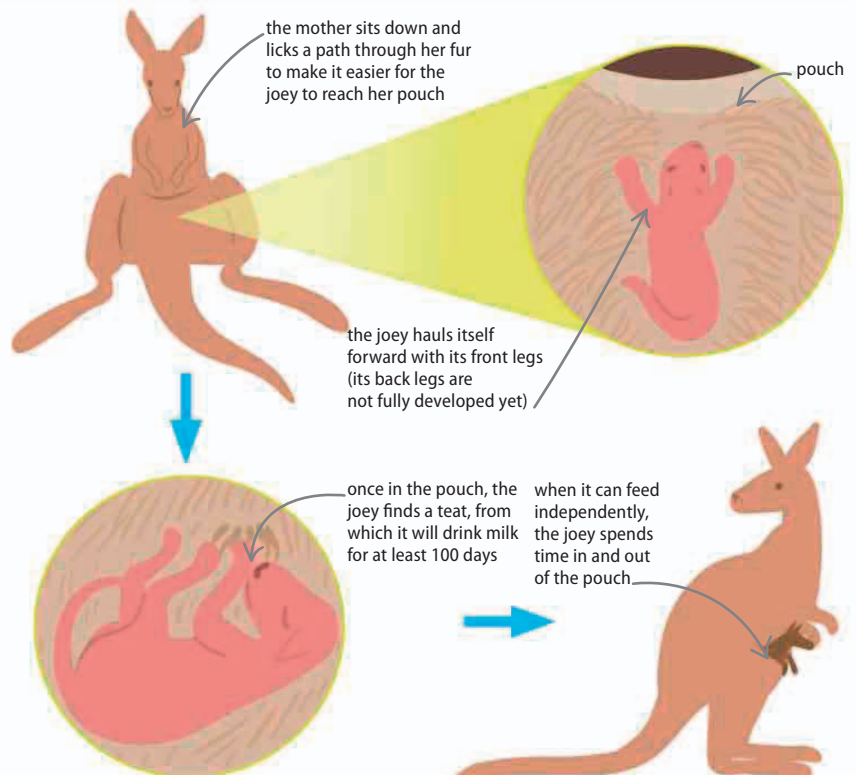
◁ **Bluehead wrasse**
Like many fish, the bluehead wrasse is a sequential hermaphrodite—most are born female, but they can change color and become male later if there are not enough males for reproduction to take place.

Marsupials

Most female mammals sustain a developing fetus inside the uterus or womb using a placenta. The placenta transfers oxygen and nutrients into the fetus's blood supply. The baby is born once it has developed enough to survive independently. The young of marsupials are born at an earlier stage of development than those of other mammals. Instead of being fed from a placenta in the uterus, they continue their growth in their mother's pouch, or marsupium.

▷ Kangaroo

Baby kangaroos, or joeys, are born after just 31 days of development inside the mother. They then make a dangerous journey from the birth canal, over the mother's fur to the safety of the mother's pouch.



Joeys are only about 2 cm (0.8 in) long when they are born and weigh less than 1 g (0.4 oz).

Flowering plants

The flower is the reproductive organ of a plant. It has male and female parts. The anthers produce pollen, which contain the male sex cells, while the ovary at the heart of the flower contains the ova (singular: ovum), or eggs. The other structures in the flower are there to aid the pollen from one flower getting to the stigma of another flower, from where the sex cells in the pollen travel to the ovary.

▷ Animal-pollinated flower

This flower's bright petals and sweet smell attract insects that come to drink nectar, a sweet liquid produced at the center of the flower. The visiting insects pick up sticky pollen from the anther. When they visit another flower, the pollen transfers to that flower's stigma.

stamens form a circle around the carpel (female sex cells—the stigma and ovary)

the ovary is where fertilization takes place and where seeds are made

sepals protect the flower when it is budding

the anther produces pollen (male sex cells)

the stigma receives pollen, which moves down the style to the ovary

style

brightly colored petals attract pollinating animals

tiny pollen grains carried on the wind

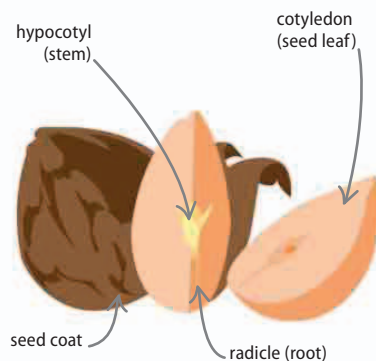
plain flowers have no scent

◁ Wind-pollinated plants

Simple flowers rely on the wind to blow pollen from one flower to another. They release numbers of tiny, dustlike pollen grains. Most pollen is lost, but some settles on the stigmas of the correct species of flower, and fertilization occurs. Wind-pollinated flowers tend to be dull in color, because they do not need to attract animals for pollination.


Fruit and seeds

When a plant ovum is fertilized, the ovary develops into a seed. The seed is an embryonic form of the adult plant, with a root, stem, and food store. A fruit is the coating around the seed, developed from the wall of the ovary. Fruits have evolved to have many functions.



△ Seeds

The embryonic root and stem are ready to sprout from the seed during germination. They get their energy from a cotyledon—some seeds have two—which is an embryonic leaf structure packed with starch fuel.



△ Different fruits

The main job of a fruit is to protect the seed and help it move far away from the parent tree. Sweet fruits, such as berries, are eaten by animals and the seed is deposited later. A maple key is a wind-borne fruit, while the coconut is able to float vast distances across the ocean.

Life cycles

DIFFERENT PLANTS AND ANIMALS GROW TO MATURITY IN DIFFERENT WAYS.

SEE ALSO

◀ 45 Fruits and seeds

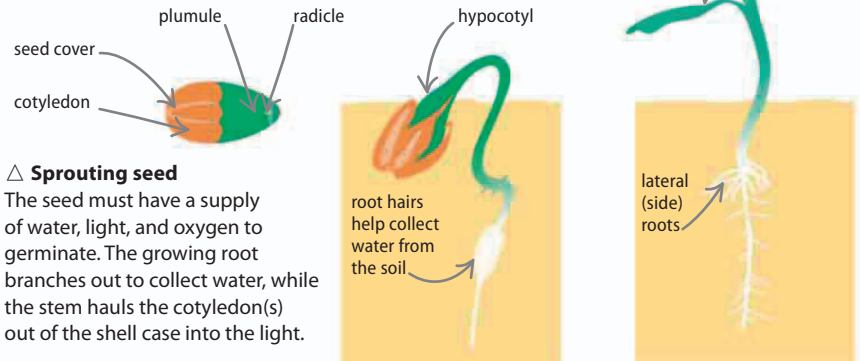
Plants 54–55 ▶

Ecosystems 74–75 ▶

The early, or juvenile, phase of a multicellular organism's life is devoted to growth. Organisms use a range of systems to reach an adult size, only then developing sexual organs and reproducing.

Germination

A seed is a plant embryo. It already has a root (radicle) and a tiny stem (plumule) inside. The embryonic leaf, called a cotyledon, is a food store that powers the first stage of growth, known as germination. Germination is stimulated by environmental conditions. Longer days—indicating the approach of spring—are a common cue. Some seeds require other cues, such as temperature changes, being soaked in water for a long period, or even heat from fire.



△ Sprouting seed

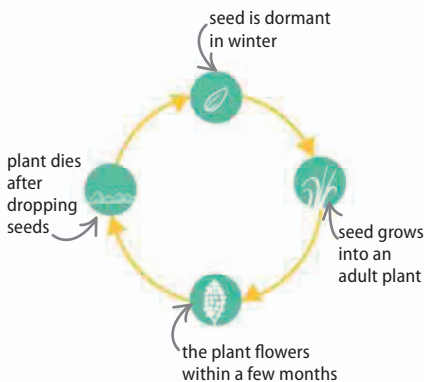
The seed must have a supply of water, light, and oxygen to germinate. The growing root branches out to collect water, while the stem hauls the cotyledon(s) out of the shell case into the light.

Plant life cycles

All flowering plants produce seeds but they do it according to one of three life cycles. Annual plants, such as grasses, sprout, seed, and then die all within one year. Biennials spend the first year growing a storage root, such as a carrot, which then resprouts and flowers in the second year. Perennials live for more than two years and produce repeated batches of seeds.

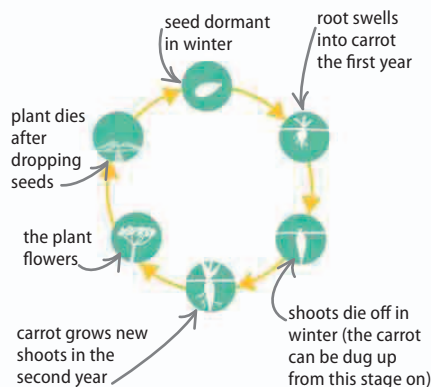
▽ Annual (grass)

The grass seed stays in the soil during winter, grows rapidly, and flowers within a few months. The plant drops new seeds onto the fresh soil before it dies.



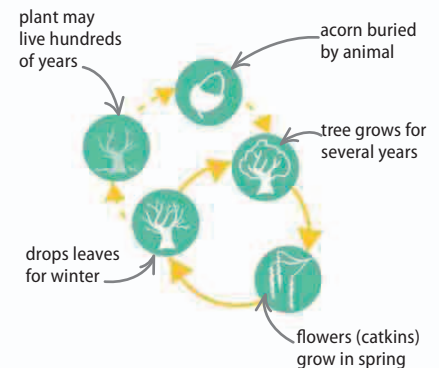
▽ Biennial (carrot)

In the first year, leaves above ground fuel the creation of a carrot root, which remains even when the leaves and shoots die off over winter. The next spring, the carrot root's stored sugar fuels new shoots, rapid flowering, and seed production.



▽ Perennial (oak tree)

The oak tree grows for several years before flowering for the first time. Its seeds are dispersed by animals. During winters, the plant becomes dormant, before growing more and flowering again the following year.

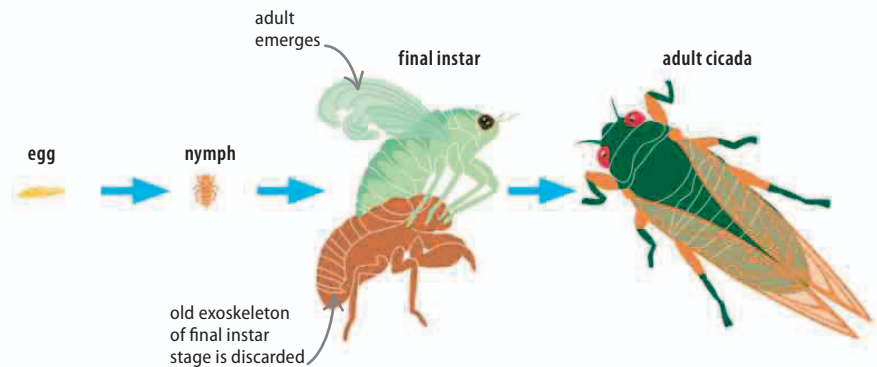


Metamorphosis

Animals that produce large numbers of young can find they are in direct competition for food with their own offspring. Many insects avoid this problem by having larval stages, which look and live in very different ways to the adults. A larva must undergo a complete metamorphosis, where its body rebuilds itself in the adult, sexually mature form. Other young insects are nymphs, which, unlike larvae, resemble their adult form.

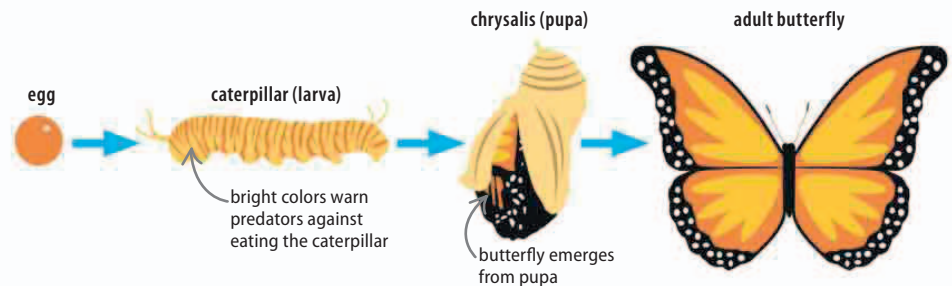
▷ Incomplete metamorphosis

The cicada nymph looks like its adult parent, but lacks wings. After several molts, the nymph reaches its largest size, called the final instar. During the next molt, it develops wings and sex organs and emerges as an adult, ready to reproduce.



▷ Complete metamorphosis

After hatching, the caterpillar (larva) is an eating machine and undergoes several molts as it outgrows its inflexible exoskeleton. Then it becomes a pupa, a dormant phase inside a protective case, where metamorphosis takes place. The insect emerges as an adult butterfly.



REAL WORLD

Woolly bear caterpillar

The larvae of tiger moths are called woolly bears, and the species that live in the Arctic take years to reach adulthood. The woolly bears freeze solid during the long winters, and can only manage one molt during the short Arctic summer. After 14 molts and 14 years, the caterpillars finally pupate into tiger moths.



Reproductive strategies

Animals employ different strategies to ensure their offspring survive until they can reproduce. There are two main options: producing huge numbers of young, but leaving their survival to chance, or protecting just a few young, and giving them parental care and protection.

▷ Pros and cons

All reproductive strategies have advantages and disadvantages. An animal's place in the food chain and its habitat are the two factors that influence its reproductive strategy.

Animal	Type of care	Benefits	Costs
salmon	many thousands of eggs are laid each year	young can populate a new habitat quickly, and at least a few will always survive	effort kills the parents, and most young die before they reproduce
lion	one or two young are produced every few years; mother looks after them until adulthood	young are more likely to survive until adulthood, and help raise and protect younger siblings	investing energy into just a few young over many years is risky

Hormones

CHEMICAL MESSAGES CALLED HORMONES CONTROL DAY-TO-DAY BODY PROCESSES.

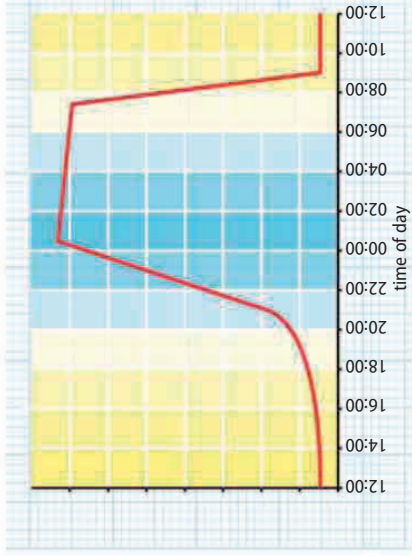
Complex life forms use hormones to control growth, metabolic rate, and to prepare the body for activity or sleep. Hormones are produced in special organs called glands throughout the body.

Glands

Any body part that secretes a substance is called a gland. Exocrine glands send chemicals out of the body. They include sweat, salivary, and the seminal gland, which releases semen. Hormones are produced by endocrine glands, which release substances into the blood and internal body fluids. From there, hormones are carried to the parts of the body that they influence.

▷ Melatonin

This hormone is released by the pineal gland underneath the brain. Its production is linked to the time of the day. In humans, it is released in the evening to prepare the body for night time, making us sleepy. In nocturnal animals, it is activated to wake them up.



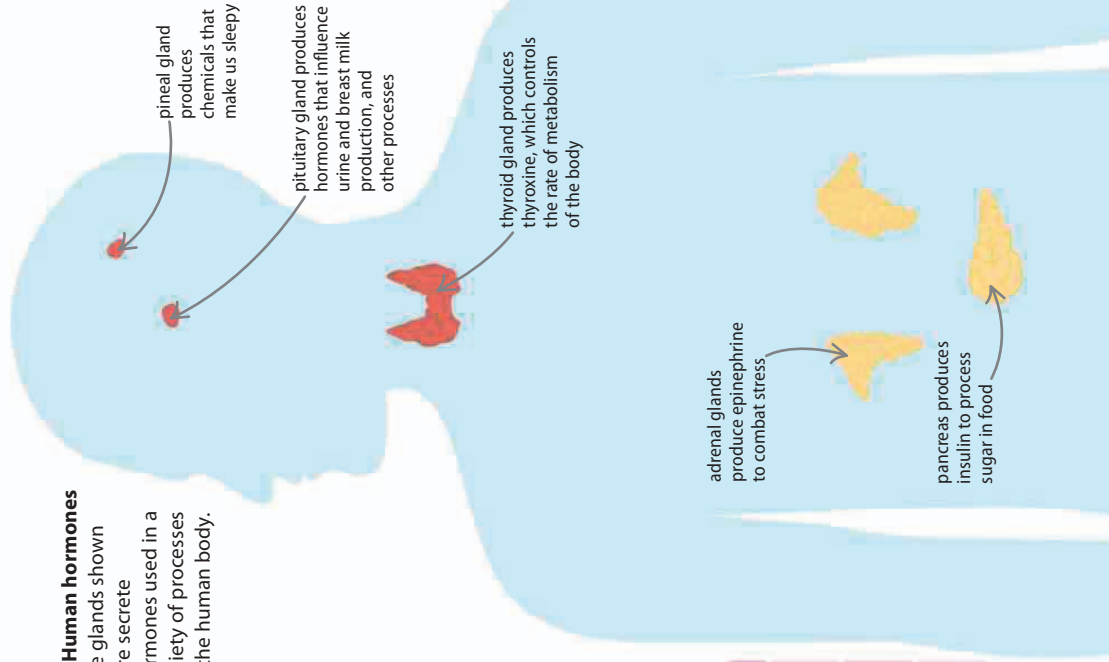
▷ Epinephrine

This powerful hormone is released by the adrenal glands. It triggers the body's response to stress (the "fight-or-flight" response). When released, epinephrine (also known as adrenaline) gives an immediate energy boost to prepare the body to act. Some of the common signs of this are listed here.

Effect	Explanation	Purpose
skin goes pale	blood vessels in the skin contract	blood directed to muscles for movement
heart rate goes up	heart pumps more blood	oxygen reaches muscles faster
heavy breathing	lungs take bigger breaths	boost to oxygen supply

▷ Human hormones

The glands shown here secrete hormones used in a variety of processes in the human body.



SEE ALSO

- ⟨ 24–25 Cells at work
- ⟨ 34–35 Waste materials
- ⟨ 36–37 Transport systems
- ⟨ 38–39 Movement

Radiating heat

Thermoregulation

The human body maintains a constant body temperature so its metabolism runs at a constant rate. As a result, the body must conserve its heat in cold conditions and shed excess heat in warm ones. Its processes for keeping its body temperature steady are called thermoregulation.

▽ Hot and cold

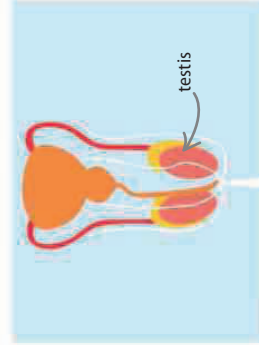
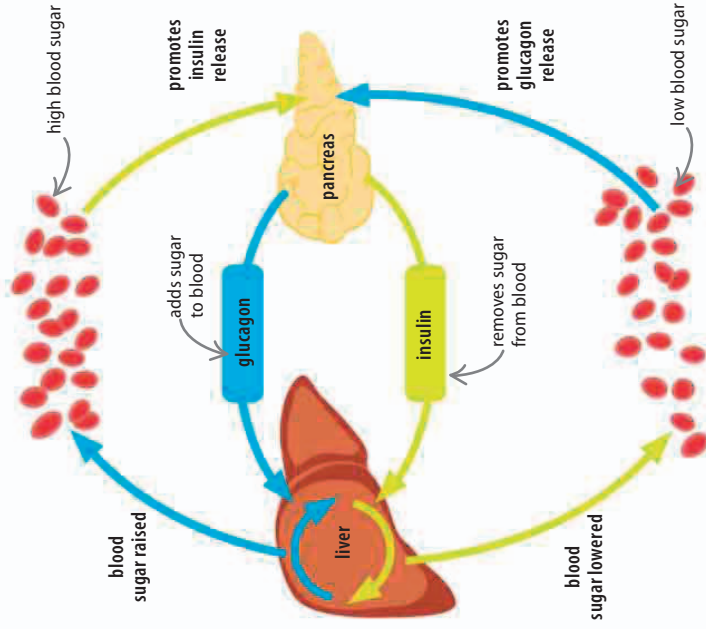
Thermoregulation makes use of the basic principles of heat transfer. Heat is lost via skin flooded with warm blood, and also by the evaporation of sweat secreted on the skin. When cold, the body curls up to decrease its surface area and so reduce heat loss.

Hot conditions	Cold conditions
Vasodilation The blood vessels in the skin widen to allow warm blood to radiate heat into the air.	Vasoconstriction The blood vessels contract, so less blood reaches the skin, reducing heat transfer.
Sweating As sweat evaporates, it takes some of the body's heat with it.	Shivering The rapid movement of muscles when shivering generates heat.
Piloerection Body hair lies flat, allowing cool breezes to get close to the skin.	Piloerection (goosebumps) Body hair stands up, to keep a layer of warm air next to the body.
Stretching out Moving around allows heat to be lost from a larger surface area.	Curling up Curling tight reduces the surface area losing heat.

In **very cold water**, a human's heart rate slows and blood is sent only to the brain and vital organs to conserve oxygen—so the person can survive for several minutes without **breathing**.

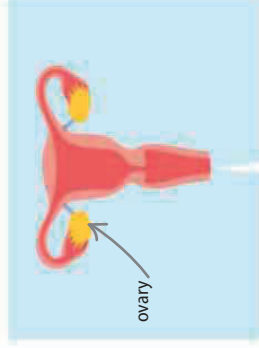
▽ Insulin

This hormone is produced by the pancreas. Its main job is to convert the sugar that has entered the blood following a meal into a starchy fuel store called glycogen. This takes place in the liver. If blood sugar drops, another hormone, called glucagon, reverses the process, turning the glycogen back into sugar to fuel the body.



△ Testosterone

The male hormone is produced by the testes (singular: testis), the male reproductive organs. As well as controlling the production of sperm, testosterone makes the body develop male characteristics, such as increased body hair and larger muscles. Testosterone also increases the willingness to fight (although it does not make you any better at it).



△ Estrogen

This is a female hormone produced by the ovaries. It is involved in the production of eggs, making them ready for reproduction on a monthly cycle. Estrogen is also responsible for making the body develop secondary sexual features, such as mammary glands and pubic hair during puberty.

Disease and immunity

WHEN THE BODY IS ATTACKED BY DISEASE-CAUSING ORGANISMS, IT HAS A RANGE OF RESPONSES.

SEE ALSO

◀ 24–25 Cells at work

◀ 26–27 Fungi and single-celled life

Body systems

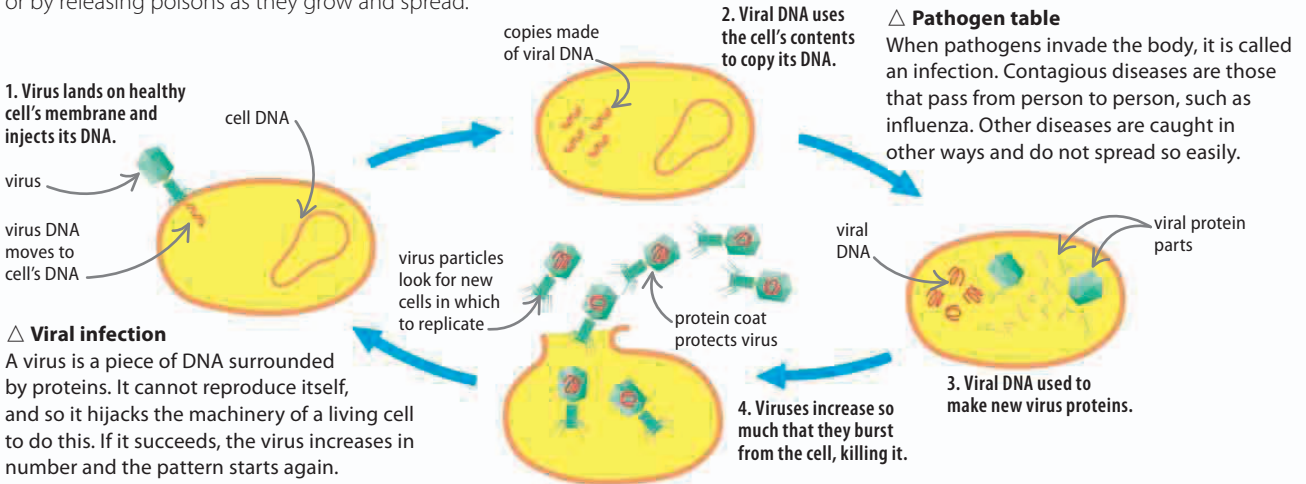
62–63 ▶

The immune system is a highly complex defense system that looks for, and then destroys, foreign bodies that get inside the body. These foreign bodies use the body as a place to live and reproduce, which can cause illness.

Pathogens

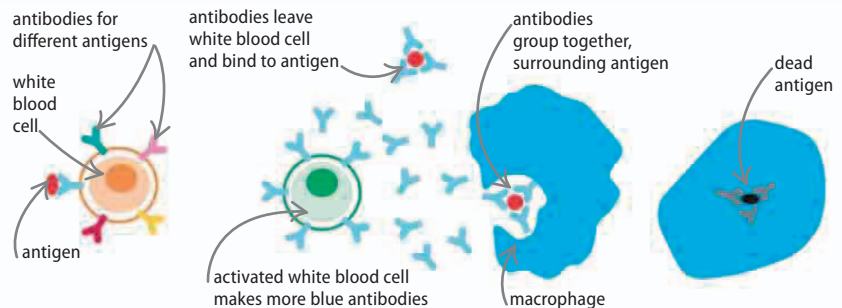
The agents that cause disease are called pathogens. Most are living organisms, such as bacteria (often called germs), but illnesses are also caused by viruses, which are not generally considered to be living. The pathogens infect body tissues, and cause symptoms by killing cells, or by releasing poisons as they grow and spread.

Infection name	Type of pathogen	What it does	Symptom
streptococcus	bacterium	lives on skin and throat	sore throat
plasmodium	protist	kills body cells	malaria
threadworm	nematode worm	lives in intestines	itchy anus
H1N1	virus	invades body cells	fever and joint pain



White blood cells

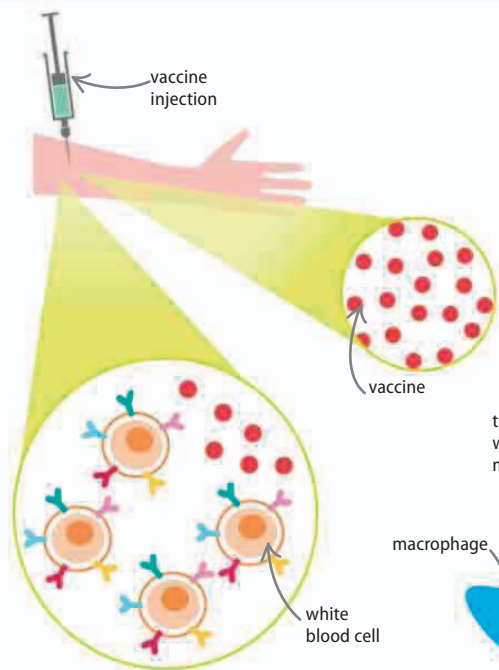
White blood cells are the detectives of the body, patrolling the bloodstream looking for invaders. When they find one, the white blood cells copy the invading pathogen's antigen—the chemical marker on its surface. Then, the blood cells generate a protein, called an antibody, that flags the attacker for removal from the body. Amazingly, the immune system remembers the antibodies for all past attacks, and so can only be infected once by the same pathogen.



△ 1. Seeking
The white blood cell recognizes the antigen on an object in the body as being foreign.

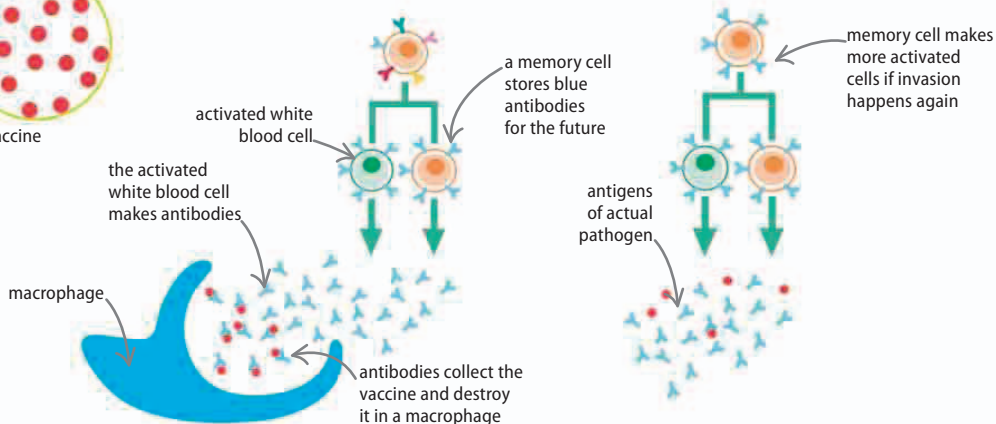
△ 2. Attacking
Antibodies are released, and large white blood cells called macrophages engulf the antigen.

△ 3. Destroying
Destructive enzymes called lysosomes finally kill the antigen inside the macrophage.



Vaccination

The immune system is exploited by doctors to protect people from disease using vaccines. A vaccine introduces the antigens of a pathogen to the body—either in a chemical form, or a weakened strain that does not cause debilitating symptoms. The body responds to these antigens, and, if the actual pathogen enters the body at a later date, the immune system recognizes it and immediately kills it.



△ 1. Vaccination

The vaccine is injected into the body, where it is detected by the white blood cells just like any other foreign antigen entering the body.

△ 2. Antibodies

The white blood cells develop antibodies for the vaccine, which kill the vaccine antigens. The antibody is then stored in a memory cell.

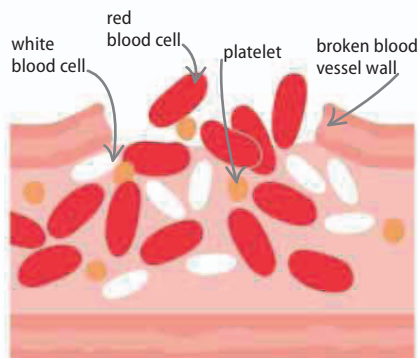
△ 3. Fighting infection

The real pathogen has the same antigen as the vaccine. If it enters the body, the immune system deploys the stored antibodies and the disease does not develop.

Healing skin

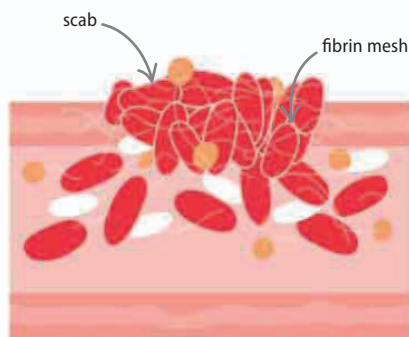
The body's first line of defense against attack is the skin. When the skin is broken by a cut or scrape, bacteria and other germs can get into the body. Therefore, blood rushes to the area, making it swell and helping seal the gap. The liquid blood quickly coagulates (thickens) into a solid scab that forms a temporary seal while the skin grows back.

Sufferers of **hemophilia** have a reduced ability to form blood clots, which can result in a small scrape causing them to bleed to death.



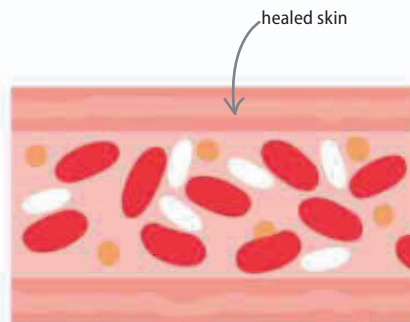
△ 1. Broken skin

The blood floods into the gap in the skin. Tiny cells called platelets react to the skin proteins. They trigger swelling, which brings white blood cells to mop up any invaders.



△ 2. Coagulation

The platelets release the enzyme thrombin, which converts a soluble protein called fibrinogen into an insoluble one, fibrin. The fibrin forms a solid mesh across the gap.



△ 3. Healing

The temporary seal, or scab, lasts until the skin has grown back. When this happens, the inflammation reduces, and the fibrin dissolves back into the blood.

Animal relationships

ANIMALS LIVE TOGETHER IN DIFFERENT WAYS.

Competition for resources is central to animal life. Many species go it alone, but others team up to make life easier. This teaming-up may be between members of the same species, or involve completely different animals working together.

Social groups

The strongest competition for survival is between members of the same species. Solitary animals avoid each other, so that competition is at a minimum. The animals that live in groups must strike a balance between the benefits of sticking together, and the increased competition for food and mates. Social groups range from simple ones that provide safety in numbers, to complex societies, where members hunt together and protect each other's young.

A single **super colony** of Argentine ants runs 6,000 km (3,700 miles) along the southern European coast.

Eusocial colony

The most highly social animals are ants, wasps, and bees. They are eusocial, which means there is division of labour, with different members of the colony performing specific jobs for the good of the whole. The colony works for their mother, the queen, to raise huge numbers of yet more sisters. All work is done by females. Only a few males are produced every year to mate with the next generation of queens.

woodcutter ants feed on fungus grown on a compost of cut leaf fragments



△ **Forager**
Foragers collect food from the surroundings and bring it back to the nest for the colony to eat.

eggs develop into more workers to help out in the colony



△ **Worker**
Small workers feed and clean the eggs, larvae, and pupae, and help build the nest.

queen is considerably larger than other ants



△ **Queen**
A large female controls the colony, and uses chemicals to stop other females from laying eggs.

wings used to fly to find a mate




△ **Male**
Male ants are produced at the end of summer. They die after they have mated with a queen.



△ **Lion pride**
Prides feature one top male, who protects the rest and fathers all the cubs.



△ **Wolf pack**
Wolves work together to hunt animals much larger than themselves.



△ **Fish school**
Within a school, an individual has less chance of being picked off by a predator.



△ **Sheep flock**
Together, a flock is more likely to spot a threat before it gets too close.



△ **Baboon troop**
Baboons work together to defend their young and secure food supplies.



△ **Okapi**
Living alone is best in a dense forest habitat where food is widely available.

SEE ALSO

◀ 44–45 Reproduction II

Ecosystems 74–75 ▶

Evolution 80–81 ▶

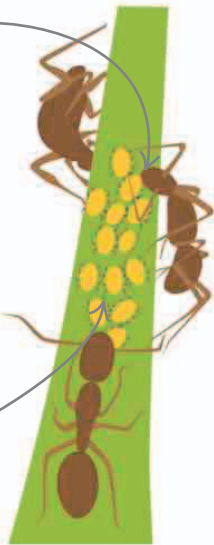
Co-evolution 83 ▶

Symbiosis

When animals of two species cooperate with each other, the relationship is known as symbiosis. There are two types. In mutualistic relationships, both partners benefit from the actions of the other. Commensal relationships are rarer. They involve one animal benefiting from the association, while the other receives no benefit, but is not harmed either.

ants stroke the aphid to get a drink of honeydew

aphids suck sap from plant stem

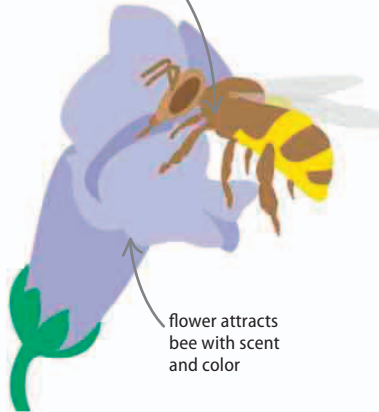


△ Ants and aphids

Aphids produce a sweet urine called honeydew. Ants protect a herd of aphids from predators, in order to feed on the aphids' honeydew.

bee stores nectar in stomach for conversion to honey in the hive

flower attracts bee with scent and color



△ Honeybee and flower

Flowers rely on honeybees to transfer their pollen to another plant. In return, the bees feed on nectar supplied by the plant.

shark gets cleaned by the pilot fish



△ Pilot fish and shark

The small fish follow a large predator and snap up the leftovers from its meals, keeping the predator clean in the process.

impala tolerates the oxpecker because the bird keeps its coat clean of parasites

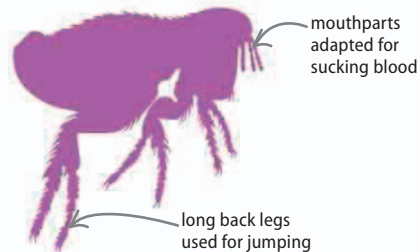


△ Oxpecker and impala

An oxpecker bird lives on the back of a large herbivore, such as an impala. The bird feeds on ticks and insects living on the larger animal's hair and skin.

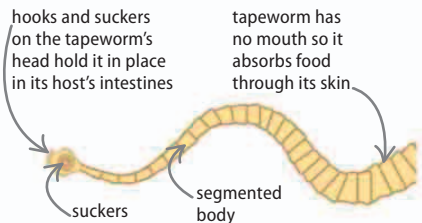
Parasites

A parasite is an organism that lives on or inside another, known as the host. The parasite either eats the body of the host or consumes some of its food. The host is disadvantaged by the relationship, but is not killed—if it was, the parasite would soon die as well in many cases. A parasitoid is an animal that does kill its host, generally as a larva eating it alive. Once the host is dead, the parasitoid takes on an independent mode of life (see page 91).



△ Flea

This insect is an ectoparasite, meaning it lives on the outside of the host. Fleas suck the blood of their hosts, moving to new ones in great leaps.



△ Tapeworm

This flatworm is an endoparasite, meaning it lives inside its host. Egg-carrying segments break off the worm and end up in the host's droppings, where they hatch and spread.

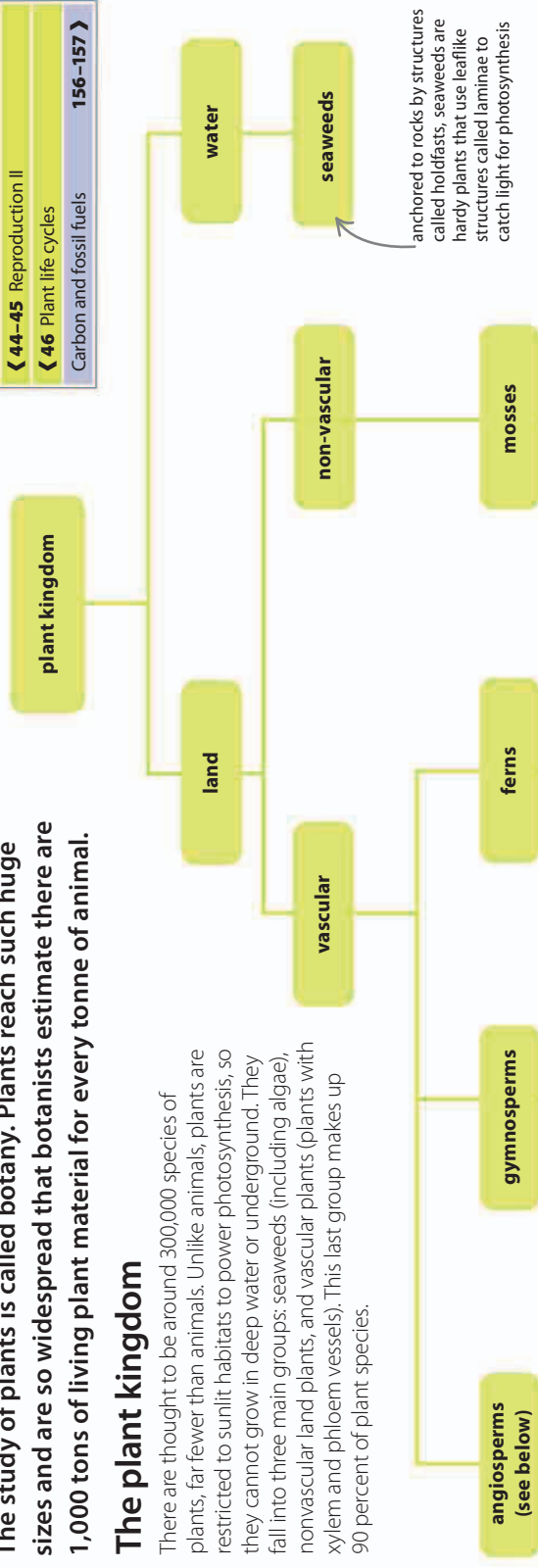
Plants

THE ORGANISMS THAT MAKE UP THE PLANT KINGDOM RANGE FROM SIMPLE MOSSES TO COMPLEX FLOWERING PLANTS.

The study of plants is called botany. Plants reach such huge sizes and are so widespread that botanists estimate there are 1,000 tons of living plant material for every tonne of animal.

The plant kingdom

There are thought to be around 300,000 species of plants, far fewer than animals. Unlike animals, plants are restricted to sunlit habitats to power photosynthesis, so they cannot grow in deep water or underground. They fall into three main groups: seaweeds (including algae), nonvascular land plants, and vascular plants (plants with xylem and phloem vessels). This last group makes up 90 percent of plant species.



angiosperms (see below)

opening in top of female cone receives pollen from smaller male cones




pollen develops into a seed inside the cone, before the cone lets the seed fall to the ground

◁ Gymnosperms

The first plants to reproduce using seeds were the gymnosperms, which include today's conifer trees, such as pines, cycads, and firs. Their scientific name means "naked seed," which refers to the way the seeds are not enclosed in a coat or fruit, as in the flowering plants (angiosperms) that evolved later.

structures on the fronds called sporangia disperse spores—which form new ferns



a young bud unfurls into a frond

◁ Ferns

Ferns are primitive vascular plants that do not produce seeds. They have roots and stems with bundles of xylem and phloem. These not only transport water and sugars, but also provide enough support for the plants to reach large sizes. Ferns include the first "trees", about 350 million years ago.

simple stems are flattened to catch light



the plant is held in place by extensions called rhizoids

◁ Mosses and liverworts

The most simple land plants are the mosses and liverworts. They do not have true leaves or roots. Without xylem or phloem to transport material, they are restricted in size and require a damp habitat. Mosses and liverworts reproduce using eggs and sperm that swim between plants.

SEE ALSO

- ◀ 20–21 Variety of life
- ◀ 30–31 Photosynthesis
- ◀ 37 Plant vascular system
- ◀ 40 Tropism
- ◀ 42–43 Reproduction I
- ◀ 44–45 Reproduction II
- ◀ 46 Plant life cycles

Carbon and fossil fuels 156–157 >

Angiosperms

Plants that reproduce using flowers are called angiosperms. Their seeds develop with a protective coat. They evolved from gymnosperms about 200 million years ago, and are the most common plant group, at least on land. Unlike the seeds of more primitive plants, angiosperm seeds include a starchy endosperm as a source of nutrition for the growing plant. Wheat, rice, and corn all come from endosperm seeds, and form much of the staple diet of humans.



△ Fruit

Only angiosperms produce fruits. These fruits develop from the outer layers of the ovary after seeds have formed inside. The seeds are often spread by animals, who eat the fruit but cannot digest the seeds.



△ Wood

Tall trees are supported by dead xylem tubes that have been strengthened with a waterproof compound called lignin. The xylem grows out from the center. What remains of the original stem forms the bark.



△ Flower

The flower is the reproductive organ of a flowering plant. Most produce both pollen (male sex cells) and ova, or eggs (female sex cells). The flower is structured to disperse and collect pollen.



△ Leaf

Most angiosperms are broad-leaved. However, plants that live in extreme conditions—such as cacti—have spiked leaves to save water loss. Pine needles have the same function.

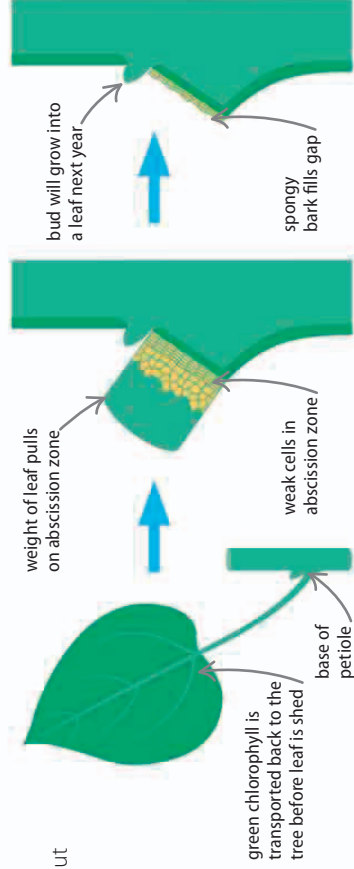
The **largest flower** belongs to the corpse flower of Southeast Asia—it is 1 m (3 ¼ ft) wide and smells of rotting meat.

Dropping leaves

Botanists call the way plants drop their leaves abscission. Deciduous plants drop their leaves all in one go, generally in fall, because there will not be enough sunlight in winter to photosynthesize, and the leaves will be damaged by frost. New leaves grow in spring. An evergreen plant also drops its leaves, but evergreen abscission occurs continually throughout the year, along with new growth.

Many conifer seeds need to be frozen **over winter** before they will sprout.

Climate	Conditions	Which?	Why?
tropical	wet and hot	evergreen	growth possible all year around
monsoon	rainy season	deciduous	avoid water loss through leaves
temperate	cold winter	deciduous	avoid frost damage to leaves
polar	short summer	evergreen	no time to grow new leaves for summer



△ Abscission

Leaf loss is triggered by changing conditions, such as shortening day lengths. The area at the base of the petiole has thin cell walls. These are broken when spongy bark expands underneath, breaking the water supply to the leaf, so the leaf falls away.

△ Evergreen or deciduous?

Evergreen plants live in places that are warm or cold all year, while deciduous species are adapted to habitats with changing seasons.

Invertebrates

AN INVERTEBRATE IS AN ANIMAL WITHOUT A BACKBONE.

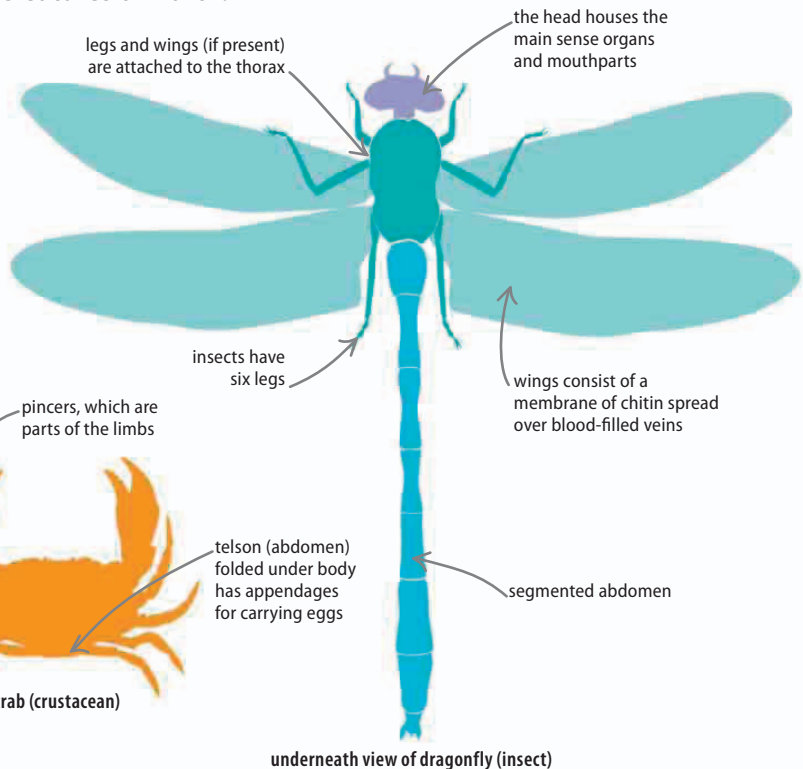
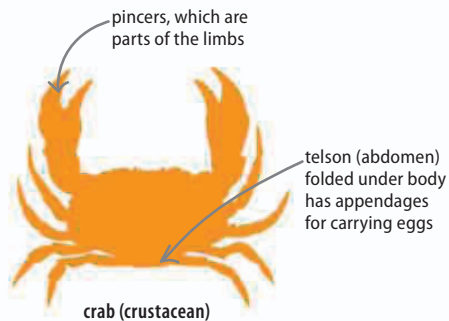
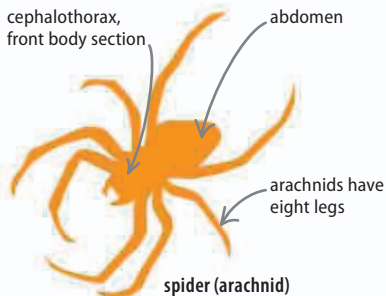
The invertebrates are made up of dozens of phyla, many as distantly related to each other as they are to vertebrate animals. They range from microscopic to some of the largest creatures on Earth.

SEE ALSO

- ◀ 20–21 Variety of life
- ◀ 32 What is feeding?
- ◀ 39 Anchor points
- ◀ 42 Asexual reproduction
- ◀ 47 Metamorphosis
- ◀ 52–53 Animal relationships

Arthropods

By far the largest group of invertebrates, the Arthropoda phylum includes insects (which make up 90 percent of the group), arachnids, and crustaceans. They all have a stiff exoskeleton made from chitin, a protein-based substance. All arthropods have legs made from several jointed sections; the phylum's name means "jointed foot." Insects are the only invertebrates that are able to fly.

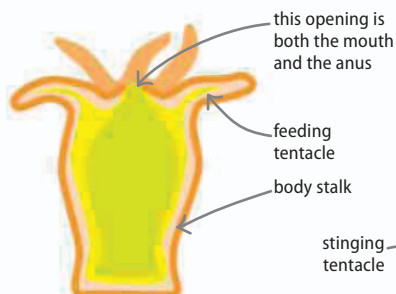


Radiata

Most animals are bilaterally symmetrical, which means they can be divided into two halves that mirror each other. Radiata is a subkingdom (a group of phyla) made up of simple animals with round bodies. Radiata have both radial (symmetry around a fixed point, called the center) and bilateral symmetry. They do not have a mouth as such, but one body opening through which both food and waste pass. The main phylum is the Cnidaria, which includes corals, jellyfish, and anemones. Cnidarians have two types of body form, the polyp and the medusa.

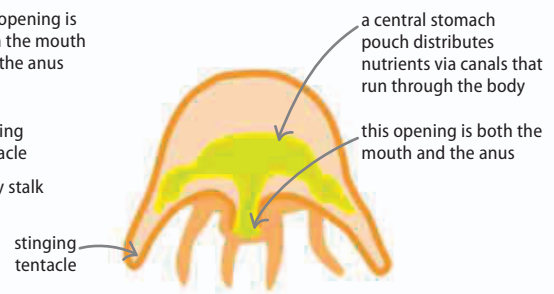
▽ Polyp

The polyp is the upright form used by corals or sea anemones. They sit on the seabed with feeding tentacles facing upward, sifting food from the water.



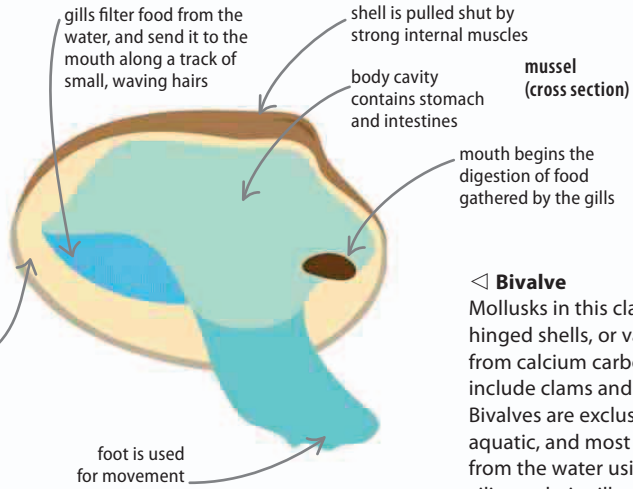
▽ Medusa

Adult jellyfish are medusae, the bell-shaped form of cnidarians. Medusae are free swimming, and have stinging tentacles that hang down.

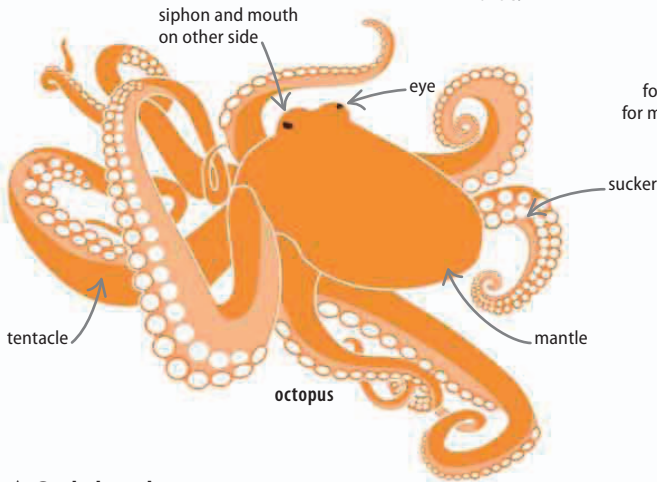


Mollusks

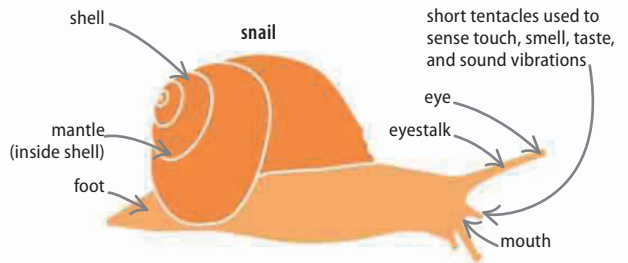
The second-largest phylum of invertebrates is the mollusks. Mollusks range from filter-feeding bivalves and grazing gastropods to highly intelligent cephalopods. All mollusks share a common body plan. The main muscle is the "foot," which is used for locomotion in snails. In cephalopods, the foot is divided into tentacles, while bivalves use it to move and dig.



◁ **Bivalve**
Mollusks in this class have two hinged shells, or valves, made from calcium carbonate. They include clams and mussels. Bivalves are exclusively aquatic, and most filter food from the water using hairlike cilia on their gills.



△ **Cephalopod**
This class includes octopuses, squid, and the nautilus. All but the latter have evolved out of their shells. They catch food with suckered—and in many cases clawed—tentacles that surround a beaklike mouth. They squirt a jet of water from a funnel near their mouth, called the siphon, to move.

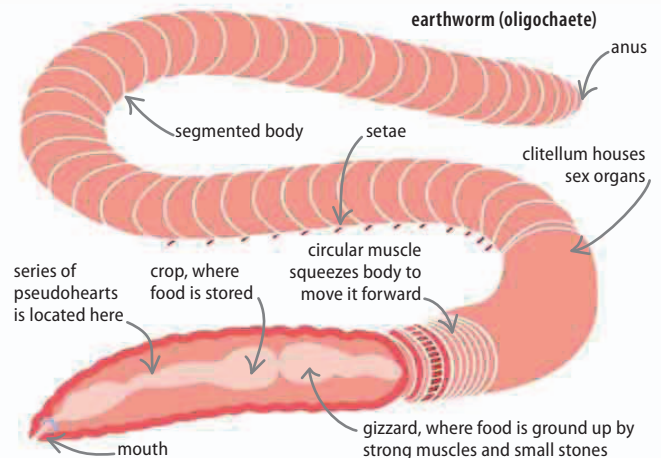


△ **Gastropod**
This class of mollusks includes snails, slugs, winkles, and limpets. They have one shell—although this can be either reduced in size or absent completely in slugs. Snails and slugs are the only mollusks to live on land, although they require damp habitats. Snails breathe using a lunglike cavity in the mantle.

Worms

Worms are simple animals. They all lack legs, but can live in a wide range of habitats from the deep sea to inside the bodies of other animals. About half of the nematodes, also known as roundworms, are intestinal parasites, while the rest live in soil. The platyhelminthes, or flatworms, are parasitic or aquatic. They do not have intestines, and absorb food through their skin.

▷ **Annelid**
Also known as segmented worms, the Annelid phylum includes ragworms living in the ocean, oligochaetes such as earthworms on land, and leeches, which can live in freshwater or on land. Small, hairlike structures called setae help earthworms to burrow and sense their environment, while a series of pseudohearts pumps blood around their bodies.



Fish, amphibians, and reptiles

THESE GROUPS ARE THE MOST PRIMITIVE VERTEBRATES (ANIMALS WITH BACKBONES).

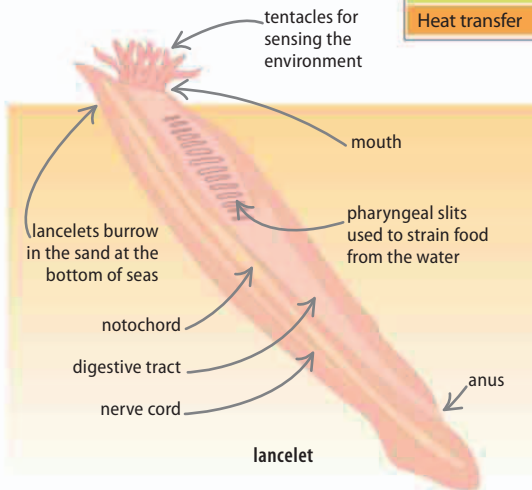
Fish, amphibians, and reptiles are three classes of vertebrates, the group to which birds and mammals—including humans—belong.

What is a vertebrate?

Vertebrates make up most of the phylum Chordata. “Chordata” refers to a flexible supporting rod, called the notochord, that is present at some point in the life of all chordates. In most cases, it develops into a vertebral column—a chain of interlinked bones that form the spine, or backbone. This protects a spinal cord, a thick nerve bundle that connects the brain to the rest of the body.

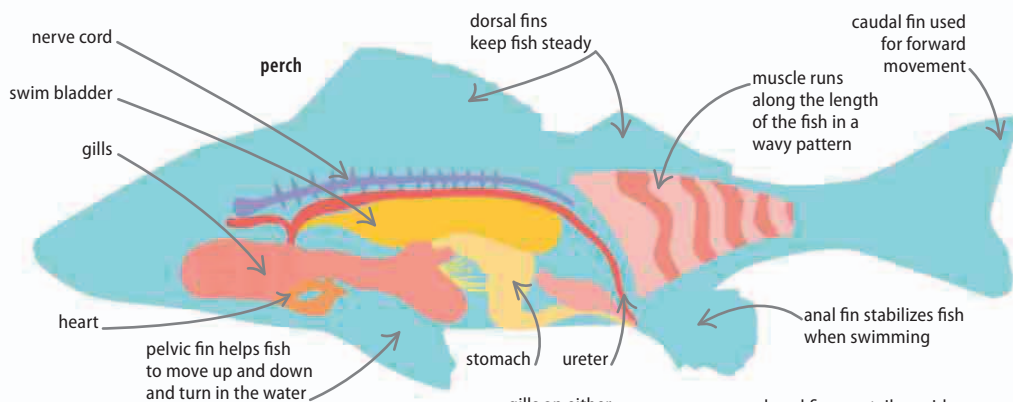
SEE ALSO

◀ 20–21	Variety of life
◀ 34	Waste removal
◀ 38	Snake locomotion
◀ 40	Animal senses
◀ 44	Hermaphrodites
Mammals and birds	60–61 ▶
Niches and factors	74 ▶
Heat transfer	188–189 ▶



◁ No skull

The first vertebrates are thought to have looked like today's lancelets, simple aquatic animals that live on the seabed. Lancelets have no skull, unlike true vertebrates, but they share other features, including a notochord and pharyngeal slits (which form gills in fish).

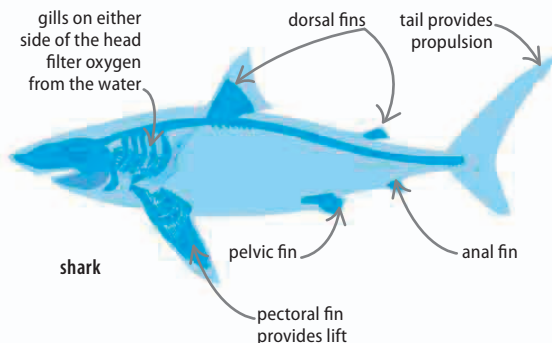


◁ Bony fish

Bony fish, unlike cartilaginous fish, can control their buoyancy by altering the levels of gas in an internal float called the swim bladder.

Fish

Several groups of fish have risen and fallen since the first fish evolved 500 million years ago (mya). There are two main groups of fish living in the world's marine and freshwater habitats today. The first have skeletons of bone and number about 20,000 species. The other group of 800 species includes the sharks and rays, which have skeletons made from cartilage—the same flexible tissue found in the outer part of the human ear.

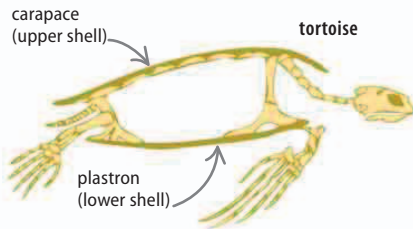


◁ Cartilaginous fish

A shark's cartilaginous skeleton (in dark blue) and streamlined body shape help it move quickly through water. Flexible rods of cartilage stiffen the flat fins and tail lobes. The dorsal fins keep the shark from rolling over as swishes of its long tail power it through the water.

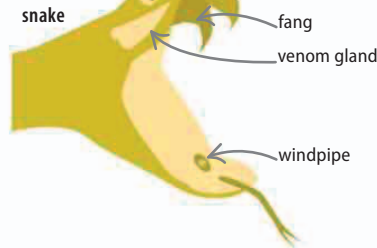
Reptiles

Reptiles were the first vertebrates to make the break from living in water completely. They became the ancestors of birds and mammals as a result. They are a varied group with several distinct branches, but all share two common features. They all have waterproofed keratin scales covering their skin, and their eggs all have waterproof shells to keep in their moisture, so they won't shrivel up out of water.



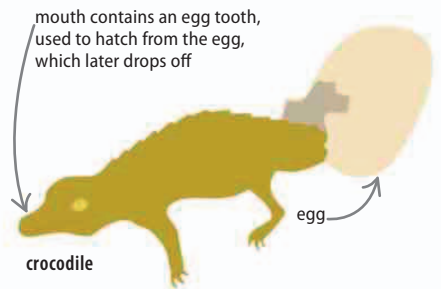
△ Turtles and tortoises

Turtles and tortoises evolved separately from dinosaurs and other reptiles. They have a defensive bony shell covered in giant horny scales (called scutes) attached to the ribs.



△ Squamates

Most of today's reptiles belong to this order, which includes lizards and snakes. Many snakes and a few lizards have venom glands, which are modified salivary glands, used for attacking prey.



△ Crocodylians

The crocodylians are archosaurs, a group of large reptiles that also included the dinosaurs. They are predatory hunters, waiting for prey to come close before snapping with powerful jaws.

Amphibians

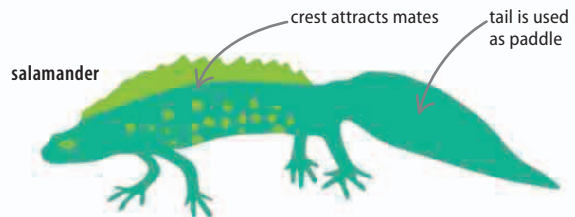
Amphibians were the first creatures to live part of their life on land, evolving about 400 mya. They must return to water or moist habitats to lay eggs. After hatching, most amphibians spend their early growth phase in water, breathing with gills. They then transform—in a process called metamorphosis—into an air-breathing adult form that feeds on land.

REAL WORLD

Ectothermy

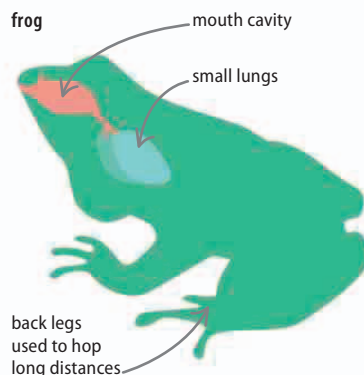


Fish, amphibians, and reptiles are ectothermic (cold-blooded), meaning their bodies are the same temperature as their surroundings. Ectotherms become more active in warm weather. Reptiles and amphibians influence their temperature by basking in the sun to heat up, or diving into water to cool down.



△ Newts and salamanders

These amphibians were the first vertebrates to evolve a neck. Their neck lets them move their head from side to side, which is different from frogs and toads, who must move their whole body to look left or right.



◁ Frogs and toads

Frogs are hunters that ambush prey using a sticky tongue and huge mouth. They have small lungs, and absorb much of their oxygen through their skin. Toads tend to have warty skin and legs designed for walking, while frogs have smoother skin and legs suited to hopping.

Mammals and birds

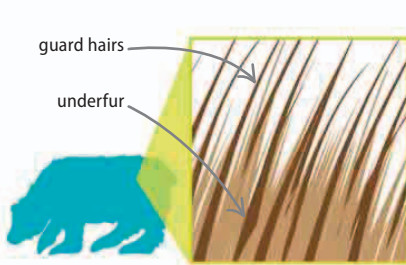
THESE GROUPS ARE WARM-BLOODED VERTEBRATES.

The vertebrate classes *Aves* (birds) and *Mammalia* (mammals) are among the most widespread groups of animal. They live on all continents and in almost all aquatic habitats.

Endothermy

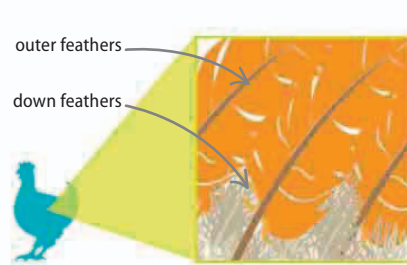
Birds and mammals are endothermic (warm-blooded) animals, meaning they maintain a constant body temperature. This requires energy to warm or cool the body, but it ensures that the animal's metabolism runs at a constant rate. As a result, its body systems function fully—even in colder habitats where ectothermic (cold-blooded) animals cannot survive. Endotherms have anatomical features to help them manage their body heat.

SEE ALSO	
◀ 20–21	Variety of life
◀ 32–33	Feeding
◀ 38–39	Movement
◀ 40	Animal senses
◀ 42–43	Reproduction I
◀ 58–59	Fish, amphibians, and reptiles
Adaptations	82–83 ▶
Heat transfer	188–189 ▶



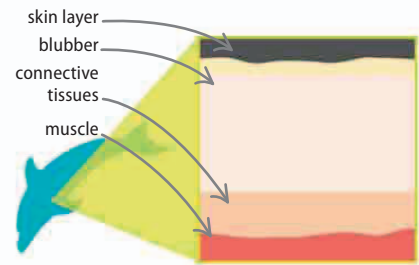
△ Fur layers

The hairs of many mammals are in two layers. The short underfur traps an insulating blanket of air. The longer, oily guard hairs keep out water, which would reduce the effectiveness of the underfur.



△ Down insulation

Birds prevent heat loss using fluffy down feathers that grow close to the body, under their outer feathers. Down traps air in pockets, insulating the body, and preventing valuable body heat from escaping.

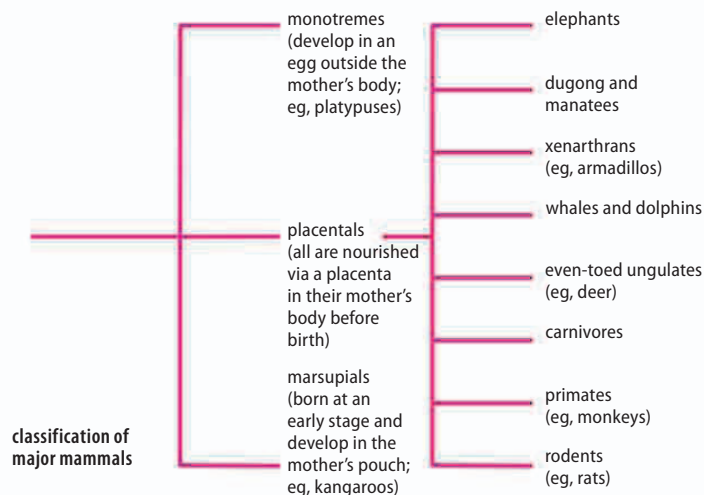


△ Blubber

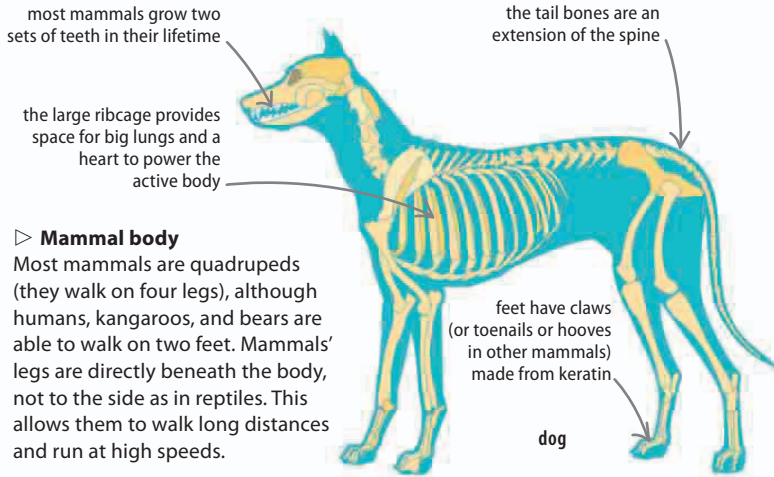
In water, wet fur is a hindrance, so marine mammals have a thick insulating layer of blubber. This is a layer of soft fat, which has blood vessels running through it to help keep the animal warm.

Mammals

The largest vertebrates around today are mammals. The group gets its name from their mammary glands—modified sweat glands that produce milk. They are used by female mammals to suckle their young after birth. All mammals have at least a few hairs on their skin—although they are lost soon after birth in whales and dolphins. The hairs are made from keratin, the same waxy protein that builds reptile scales and bird feathers.

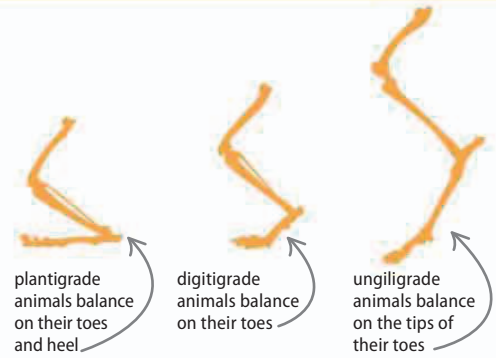


◁ **Mammal variety**
Mammals appeared around 200 million years ago (mya) as small insect-eaters similar to today's shrews. The great variety of species we see today evolved from these primitive ancestors after the dinosaurs became extinct 65 mya. By 30 mya, mammals were the dominant vertebrate group.



▷ Mammal body

Most mammals are quadrupeds (they walk on four legs), although humans, kangaroos, and bears are able to walk on two feet. Mammals' legs are directly beneath the body, not to the side as in reptiles. This allows them to walk long distances and run at high speeds.



△ Stances

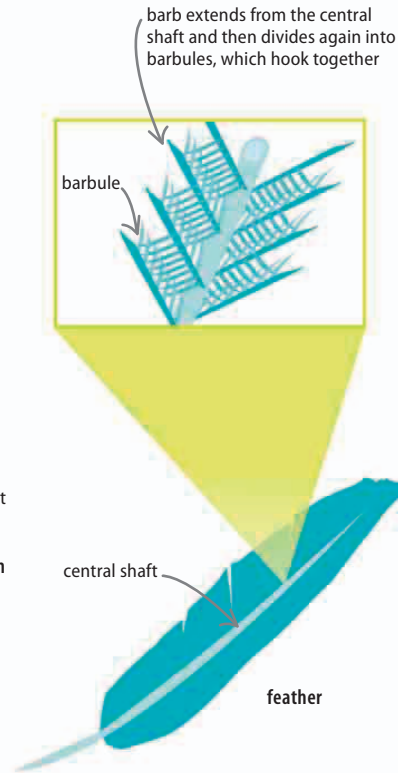
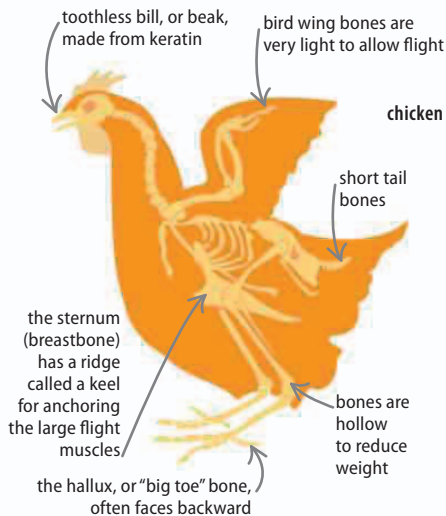
Mammals stand in three ways. Animals that walk long distances, such as humans and bears, are plantigrade. Digitigrade feet are used by agile animals that run and jump, such as dogs. Unguligrade animals, such as horses, are suited to high-speed running.

Birds

The first birds evolved from forest-living dinosaurs about 150 mya. With about 10,000 species known, birds are the dominant flying vertebrates. Their wings are formed from long feathers attached to the bones of the forelimb. Feathers are stiff but lightweight, making them ideal for forming a rigid flight surface.

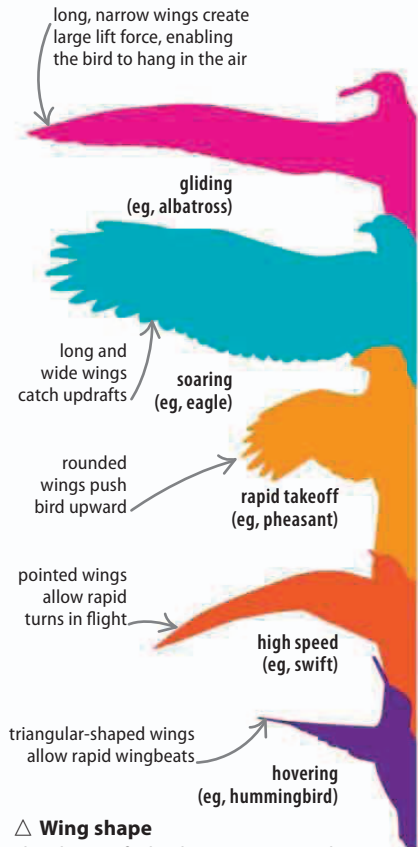
▽ Bird skeleton

Birds evolved from bipedal (upright-walking) dinosaurs. The wing is formed from the forelimb with thickened finger bones extending from the end to increase the length.



△ Feather anatomy

A feather is made of a branching network of hooked keratin filaments. Birds must frequently preen, applying oils that keep the filaments clean and hooked together into a flat surface.



△ Wing shape

The shape of a bird's wing is a good indicator of how it flies. Scavenging birds need long, curved wings to glide, while ground birds need short wings to take off and get away from predators quickly.

Body systems

THE HUMAN BODY SYSTEMS THAT PERFORM SPECIFIC JOBS.

The human body takes between 18 and 23 years to develop to full size. Medical science divides the body into several body systems—each featuring a set of organs that work together to perform certain jobs.

SEE ALSO

◀ 38–39 Movement

◀ 40–41 Sensitivity

◀ 60–61 Mammals and birds

Human senses

64–65 ▶

Skeletal and muscular systems

Bones give strength and support to the body, and are the main tissue in the skeleton. An adult human skeleton is made up of about 200 bones. These are covered by about 640 skeletal muscles, each one connected by a stiff, cordlike tendon to a specific joint. As the muscle contracts (tightens), it pulls on that joint, creating movement in a variety of ways. Bones are joined to each other by bands of cartilage, called ligaments.

▷ Synovial joints

Most joints are synovial joints—the bone ends have a covering of smooth cartilage and the space between them contains lubricating synovial fluid. Different kinds of joints allow different types of movement.



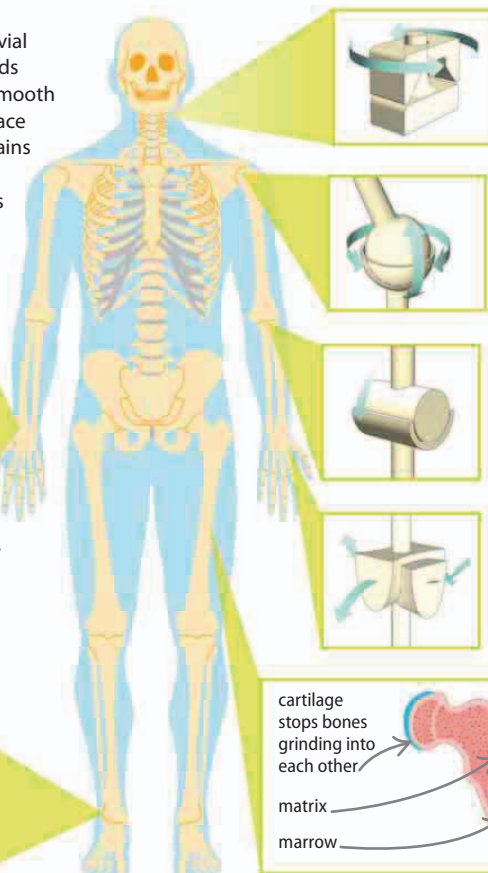
Ellipsoidal

The wrist has an oval bone sitting in a socket, allowing it to move in two planes—up-and-down, and side-to-side.



Gliding

Gliding joints occur in many places in the skeleton, and are usually very small. They feature bones that are almost flat that can glide over each other.



Pivot

The head rotates from side to side using a pivot joint in the neck.

Ball-and-socket

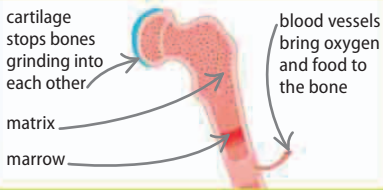
The shoulder can move in all directions thanks to a circular bone connected to a round socket.

Hinge

Like the hinge on a door, the elbow can move only in one plane—it cannot twist like other joints.

Saddle

Made of two curved bones, a saddle joint allows the thumb to move in two planes.

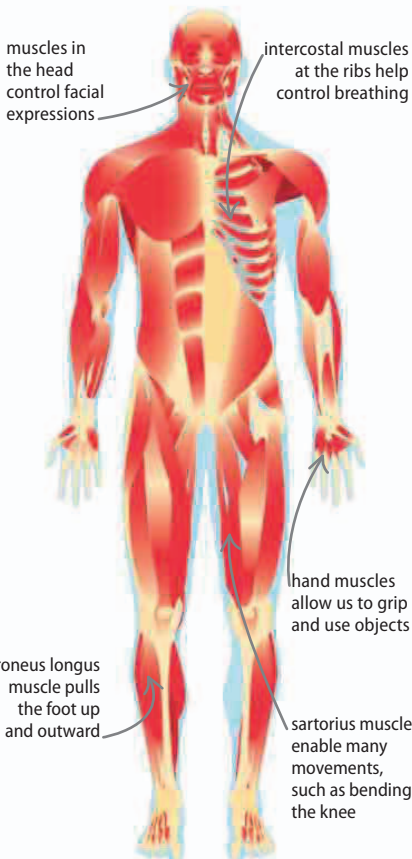


△ Bone structure

Bones are made of living cells that secrete a matrix of flexible calcium phosphate. In the core, or marrow, of a bone red blood cells are manufactured.

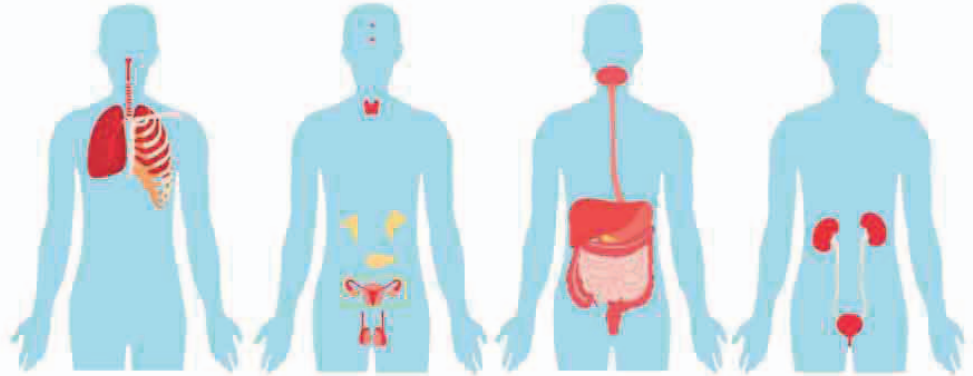
▽ Muscular system

There are two main sets of muscles in the human body. The skeletal muscles work in pairs to move the body, while smooth muscles produce rippling pulses in the digestive system and arteries, to push material along tubes.



Other systems

The human body can be divided into a total of ten internal body systems (the skin and other outer body coverings can be counted as an external system). The organs and tissues in each system work closely together to perform the vital tasks that keep the body alive. If any one system fails, the other body systems cannot replace its function and are unable to work properly themselves.



△ Respiratory system

Centered on the lungs, this system takes oxygen, needed by the body, from the air and puts it into the blood.

△ Endocrine system

The glands that make up this system produce hormones and other secretions that control other body systems.

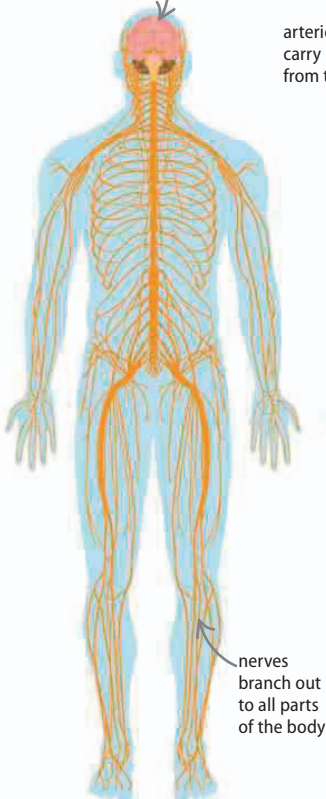
△ Digestive system

This system processes food to extract its nutrients, which are taken into the bloodstream.

△ Urinary system

The kidneys filter waste materials from the blood, which are then flushed away in urine.

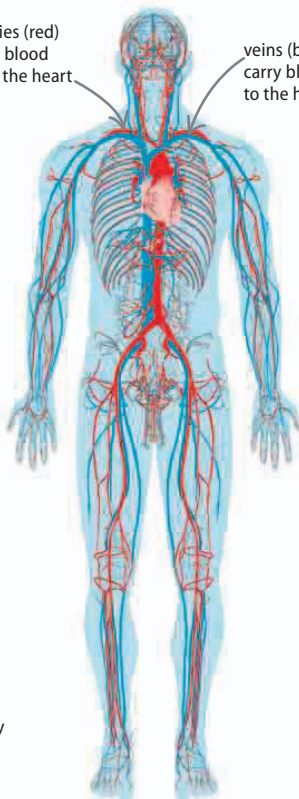
the brain and spinal cord control the activity of the other nerves



△ Nervous system

A network of nerves carries signals around the body as electric pulses. The brain and spinal cord form the central nervous system.

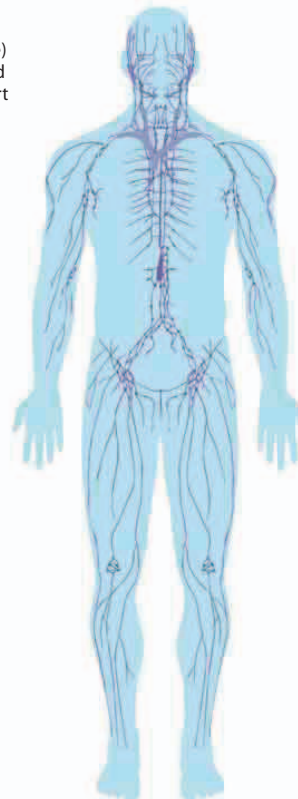
arteries (red) carry blood from the heart



veins (blue) carry blood to the heart

△ Circulatory system

This system takes blood pumped by the heart around the body. The blood delivers oxygen and other materials to body tissues.



△ Lymphatic system

Body cells leak slightly, so this system collects waste liquids that build up in tissues, and empties them into the circulatory system.

When compressed, human bone is **four times** stronger than concrete.

ovary produces female gametes (ova)

female

uterus



testes produce male gametes (sperm)

male



△ Reproductive system

The reproductive systems of males and females produce gametes, or sex cells. When these fuse, they form the first cell of a new person, which develops in the uterus.

Human senses

THE WAY WE GATHER INFORMATION ABOUT OUR SURROUNDINGS.

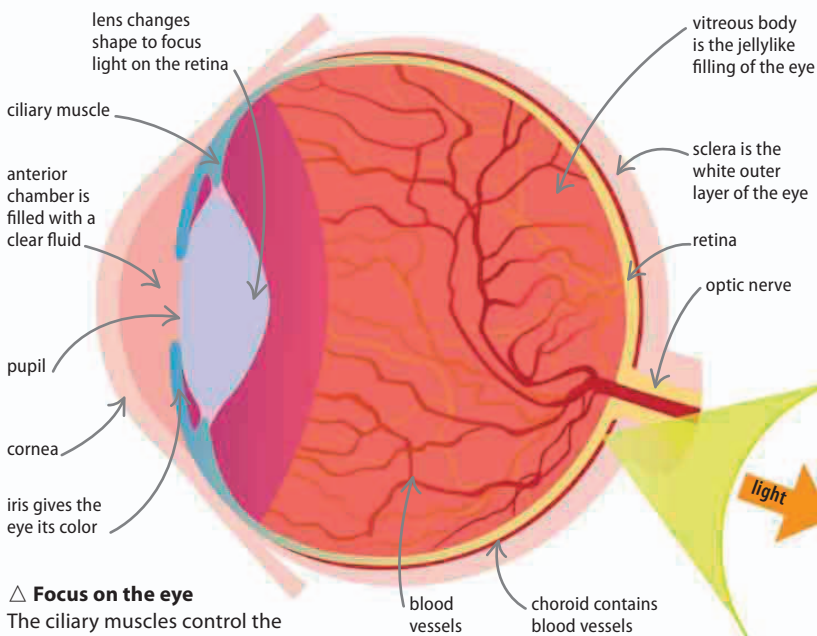
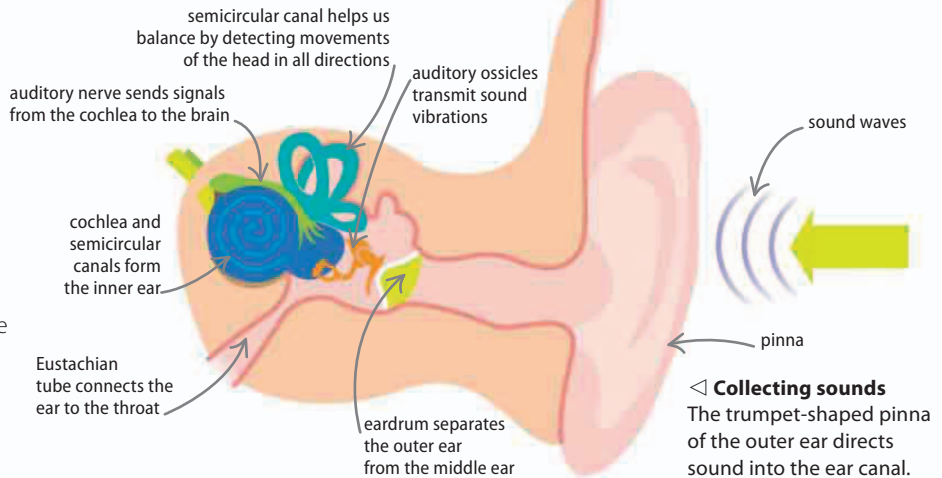
Our senses of hearing, vision, smell, taste, and touch constantly relay information to our brain about the world around us. The brain can then respond if necessary—such as moving us away from danger.

SEE ALSO

◀ 40–41	Sensitivity
◀ 62–63	Body systems
Brain	68 ▶
Optics	198–199 ▶
Sound	200–201 ▶

Hearing

The ear is a hypersensitive touch organ that picks up pressure waves moving through air, which make the eardrum vibrate. This vibration travels along three tiny bones, called the auditory ossicles, to the fluid-filled labyrinth, made up of the cochlea and semicircular canals. The sound waves become ripples in this labyrinth fluid, wafting hairlike sensory nerve endings that send signals on to the brain along the auditory nerve.



△ Focus on the eye

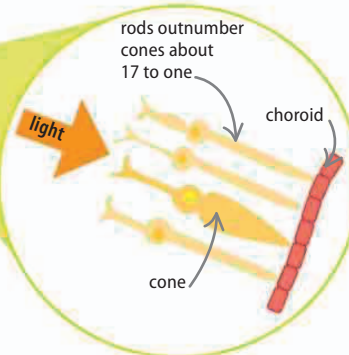
The ciliary muscles control the shape of the lens to focus light from near and far onto the retina. The retina then sends the image to the brain along the optic nerve.

Vision

The eye is like a camera. It lets in light through the pupil, a hole at the front that can adjust its size by contracting and relaxing the iris. The cornea and lens work together to focus the light onto the retina, a lining of light-sensitive cells at the back of the eye. The cells pick up the pattern of light falling across them, which is transmitted to the brain by the optic nerve and made into an image.

◀ Rods and cones

The cells in the retina have light-sensitive pigments that produce electric nerve pulses when light hits them. Rod cells are used in night vision and cannot detect color. There are three types of cone cells, each sensitive to light within a different range of colors, and are used to produce color images by day.



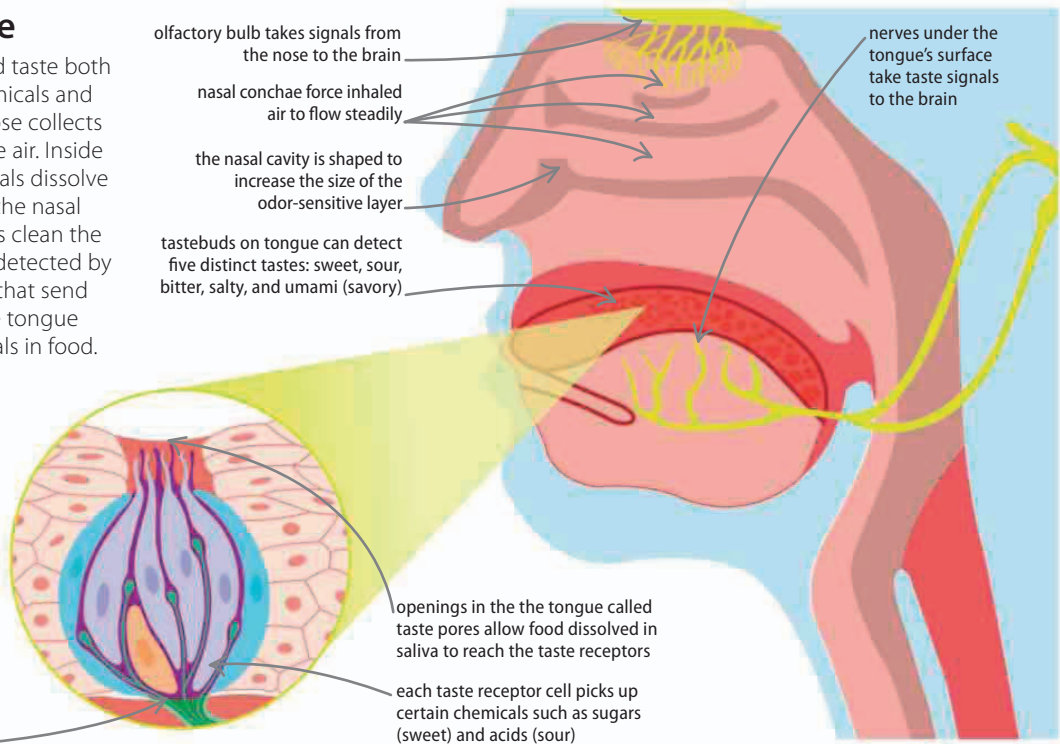
Smell and taste

Our senses of smell and taste both involve collecting chemicals and analysing them. The nose collects chemicals carried in the air. Inside the nose, scent chemicals dissolve in the mucus lining of the nasal cavity (which also helps clean the air). The chemicals are detected by hairlike nerve endings that send signals to the brain. The tongue detects similar chemicals in food.

▷ Taste bud

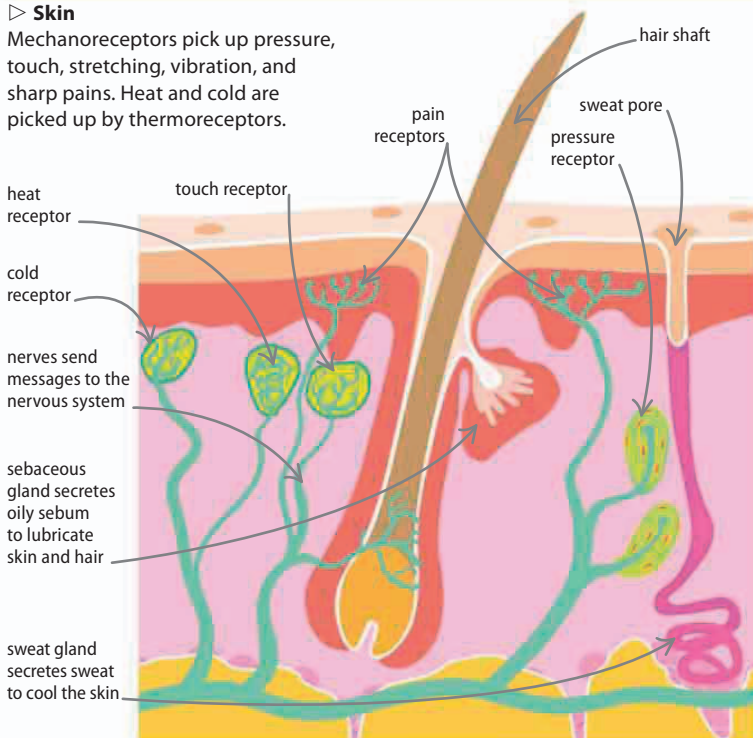
Taste buds are located on the tongue, gums, and throat. They have nerve endings covered in proteins that can detect specific chemicals associated with certain foods, such as sweet sugar or sour acids.

the nerve endings send signals from the taste receptor cells to the brain



▷ Skin

Mechanoreceptors pick up pressure, touch, stretching, vibration, and sharp pains. Heat and cold are picked up by thermoreceptors.



Touch

The sense of touch relies on several types of receptors, mainly located in the skin, but also found in muscles, joints, and internal organs. There are about 50 touch receptors for every square inch of skin, although more sensitive body parts, such as the fingertips and tongue, have more, while the back has fewer.

REAL WORLD

Braille

Fingertips (touch), and not eyes (vision), are used to read Braille. Letters are represented by patterns of between one and five small bumps, or dots, arranged in a grid. Skilled Braille readers can read about 200 words per minute.



Human digestion

THE DIGESTIVE SYSTEM PROCESSES THE FOOD WE EAT.

SEE ALSO

◀ 62–63 Body systems

Human health

70–71 ▶

Catalysts

138–139 ▶

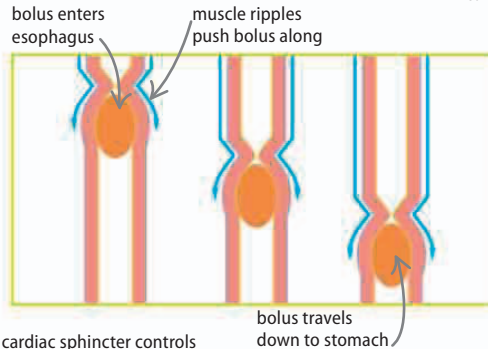
Digestion is a complex process that breaks down food into simple substances. These fats, sugars, proteins, and other nutrients are then absorbed, leaving unwanted waste to be expelled.

The digestive tract

Food is digested in the digestive tract—the passage food takes from the mouth to the anus. Nutrients are absorbed in the intestines (also known as the gut). The material that cannot be digested is mixed with other waste products from the body, such as the brown pigments from old blood cells, and pushed out of the body through the anus.

▷ Peristalsis

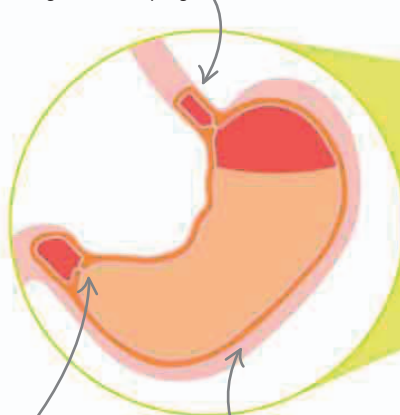
In the mouth, saliva is mixed with the food and it is chewed to form a bolus (ball). Muscles along the walls of the esophagus (throat) contract in waves to push the bolus down to the stomach.



cardiac sphincter controls the opening of the stomach, stopping burning acids from leaking into the esophagus

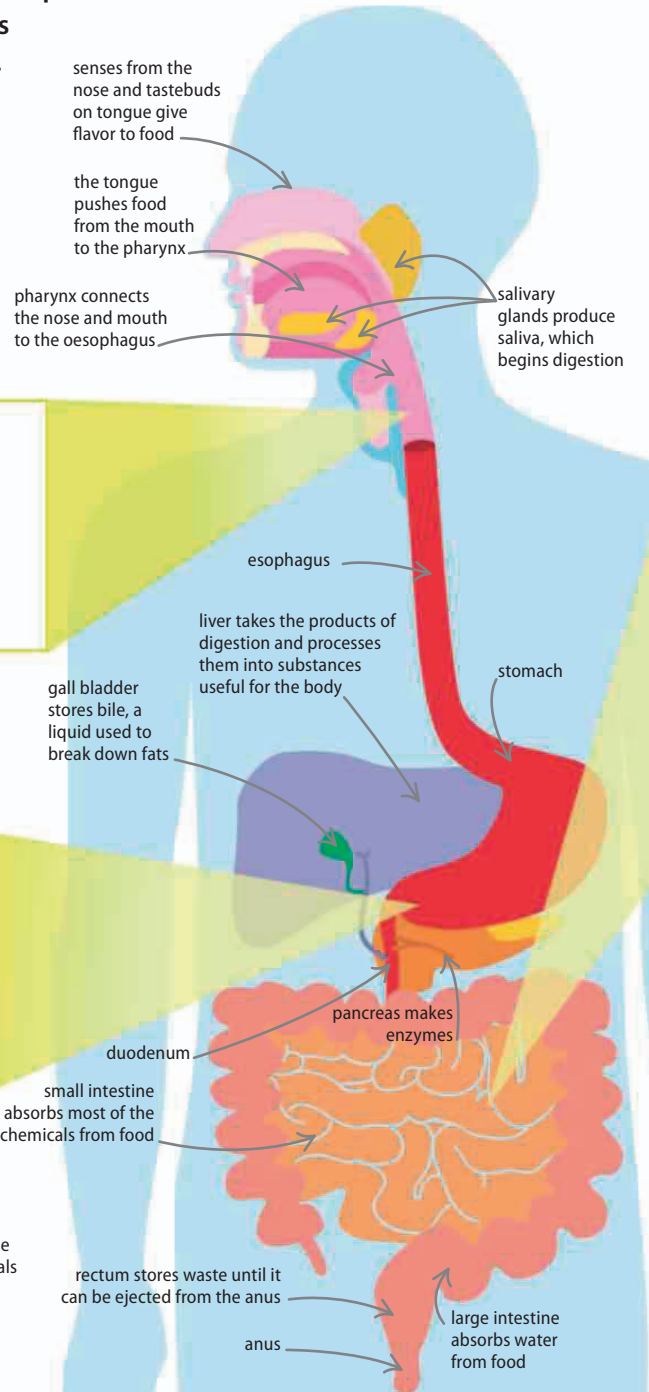
▷ Stomach

The stomach is an elastic, muscular sac that can stretch to hold up to 4 liters (8 pints). The stomach churns up the food and mixes it with powerful acids and enzymes, turning it into a liquid. It is then sent to the small intestine, and from there to the large intestine.



food in the stomach passes through the pyloric sphincter to the small intestine after it has been thoroughly mixed with enzymes

stomach wall is lined with mucus to protect it from the powerful digestive chemicals

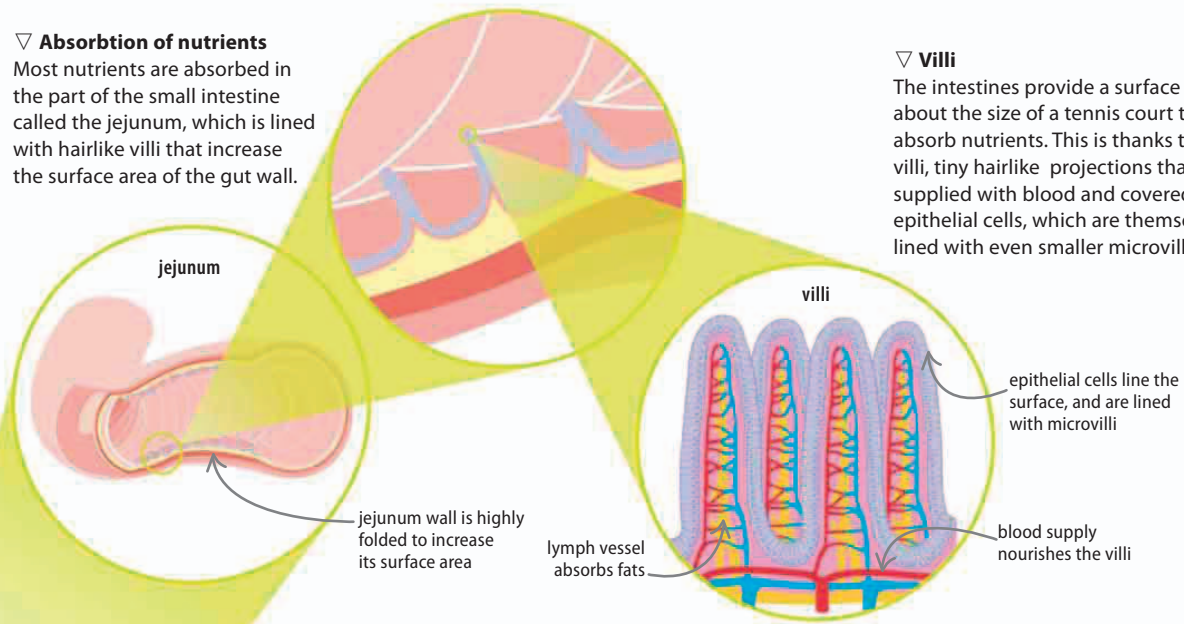


▽ Absorbtion of nutrients

Most nutrients are absorbed in the part of the small intestine called the jejunum, which is lined with hairlike villi that increase the surface area of the gut wall.

▽ Villi

The intestines provide a surface area about the size of a tennis court to absorb nutrients. This is thanks to the villi, tiny hairlike projections that are supplied with blood and covered in epithelial cells, which are themselves lined with even smaller microvilli.



Digestive chemicals

Digestion is both a physical and a chemical process. It starts in the mouth, when the teeth mechanically grind up the food. This pulp is mixed with saliva, which contains enzymes that work on the food. Enzymes target specific foods, dividing complex foods, such as starches and proteins, into smaller, simpler ingredients—sugar and amino acids respectively—that can be absorbed more easily.

▽ Chemical chart

A range of digestive chemicals work on the food at each stage of its journey through the gut. The chemicals each have a specific role to play in breaking down the food, and are produced by glands and organs along the alimentary canal.

	Enzyme or other chemical	Function	Produced by
Mouth	lipase (enzyme)	digests fats	salivary gland
	amylase (enzyme)	digests starch	salivary gland
	mucin	lubricates food	salivary gland and gut lining
	bicarbonate (enzyme)	kills bacteria, neutralizes acids	salivary gland
Stomach	pepsin (enzyme)	digests proteins	stomach cells
	hydrochloric acid	kills bacteria	stomach cells
	rennin (enzyme)	digests milk	stomach cells
Small intestine	bile	aids digestion of fats	liver, via gall bladder
	trypsin (enzyme)	digest proteins	pancreas
	nuclease (enzyme)	digest nucleic acids	pancreas
	phospholipase (enzyme)	digests fats	pancreas
	amylase (enzyme)	digests starches	pancreas
	sucrase (enzyme)	digests sucrose	duodenum
	lactase (enzyme)	digests lactose (sugar found in milk)	duodenum
	maltase (enzyme)	digests maltose (sugar found in starch)	duodenum

Brain and heart

THE BODY'S MOST VITAL ORGANS ARE THE BRAIN AND THE HEART.

The brain and the heart are the most important parts of the body. While the heart is the engine that keeps the body supplied with nutrients, the brain is the control center.

SEE ALSO

- ◀ 36 Circulation
- ◀ 36 Composition of blood
- ◀ 39 Muscle contraction
- ◀ 62–63 Body systems

Brain

The brain forms the main part of the central nervous system (CNS), which receives signals from every part of the body, and sends out responses if necessary. The brain is split into two halves, or hemispheres, made of masses of nerve cells that have thousands of high-speed connections with their neighbors. The outer layer of the brain is called the cerebral cortex, or gray matter, and the inner layer is called white matter.

REAL WORLD

Magnetic resonance imaging (MRI)

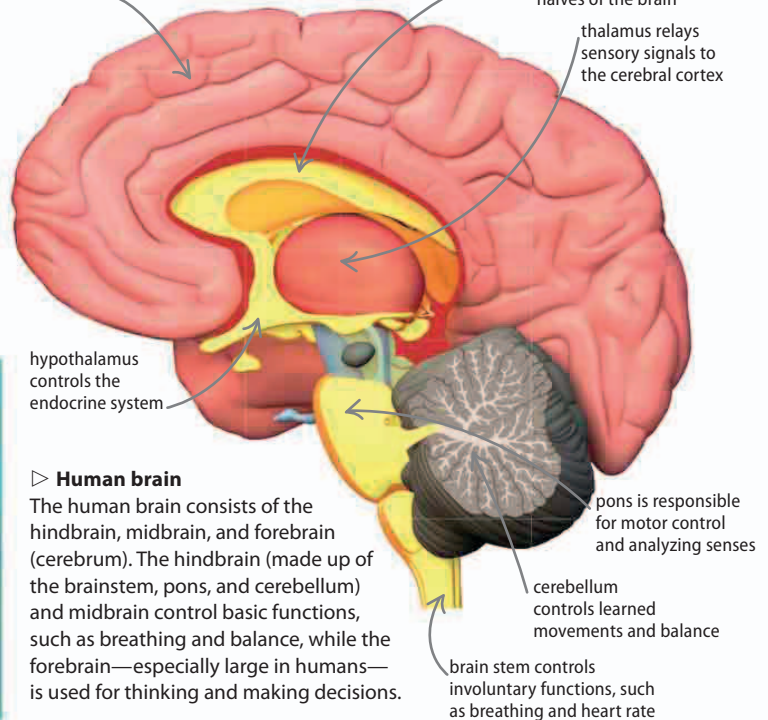
An MRI scanner causes soft body tissues, such as the brain, to release radio waves for a split second. These are used to build a detailed picture of internal tissues, and help doctors diagnose and treat illnesses.



the cerebrum is highly folded, which increases the brain's surface area

corpus callosum connects the two halves of the brain

thalamus relays sensory signals to the cerebral cortex



hypothalamus controls the endocrine system

▷ Human brain

The human brain consists of the hindbrain, midbrain, and forebrain (cerebrum). The hindbrain (made up of the brainstem, pons, and cerebellum) and midbrain control basic functions, such as breathing and balance, while the forebrain—especially large in humans—is used for thinking and making decisions.

pons is responsible for motor control and analyzing senses

cerebellum controls learned movements and balance

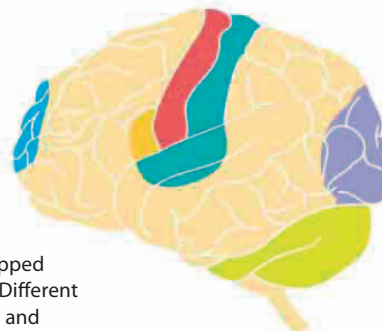
brain stem controls involuntary functions, such as breathing and heart rate

Brain functions

Neuroscience, the study of the brain, has found that different areas of the cerebrum are devoted to specific functions. If one of the areas—often known as a cortex—is damaged, that function, such as speech or sight, ceases while the others continue unaffected. Neuroscientists have learned a lot about the human brain in recent years. For example, we now know that each cortex has more connections between its cells than there are stars in the Milky Way Galaxy.

▷ Mapping the brain

The functional areas are mapped on the outside of the brain. Different parts of the brain cooperate and interact with each other to produce other functions, such as planning or operating machinery.



Key

- Movement
- Hearing and speech
- Touch
- Sight
- Muscle coordination
- Intelligence

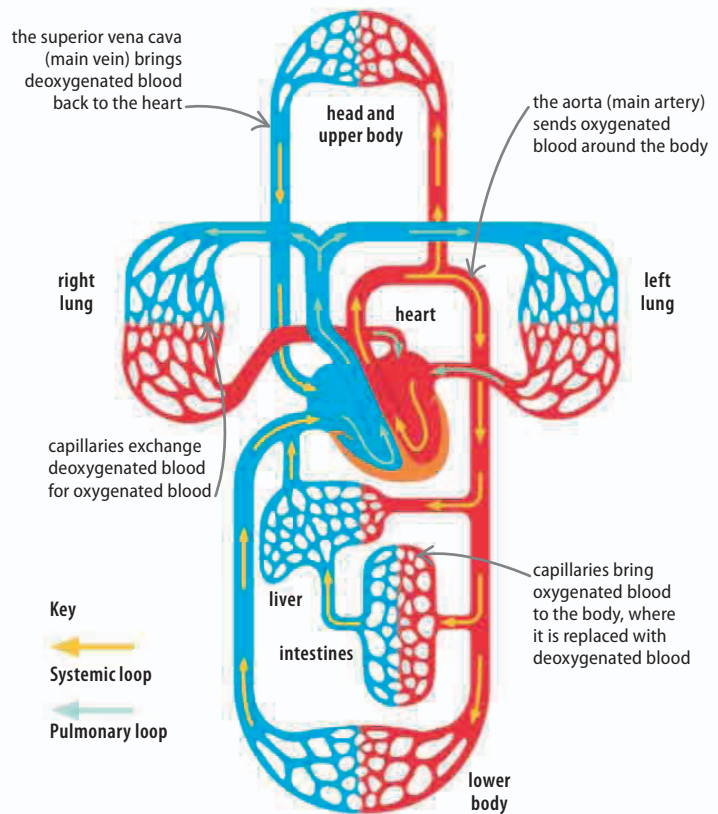
Circulatory system

The human circulatory system is a double loop of vessels. The pulmonary loop carries deoxygenated blood to the lungs, where it picks up oxygen and releases carbon dioxide. The reoxygenated blood then goes back to the heart, where it enters the second loop, the systemic loop, which takes it around the body.

▷ Vessel types

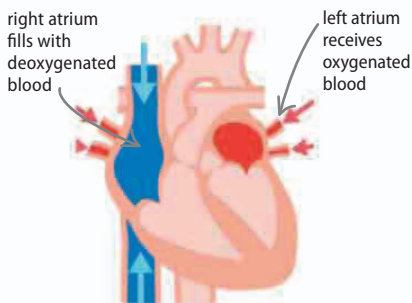
The arteries (in red) take oxygenated blood to the tissues. The system of veins (in blue) then brings back the used, deoxygenated blood—which is then returned to the lungs. Capillary vessels run between the arteries and veins, carrying blood through the tissues.

The **total length** of your circulatory system stretches an amazing 96,600 km (60,000 miles)—more than **twice** the distance around Earth.



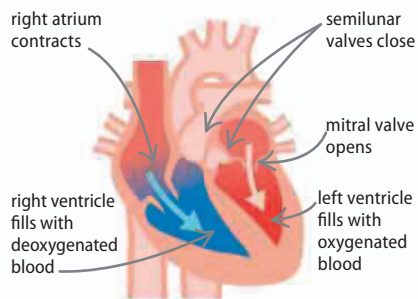
In a heartbeat

The human heart is a powerful pump made from a type of muscle (cardiac) that never needs to rest—so a heart can keep working throughout a person's life. The heart has two sides, each one divided into an upper chamber called the atrium, and a lower chamber (the ventricles). The right side receives deoxygenated blood from the body. Reoxygenated blood is pumped out again from the left side.



△ Heart relaxed

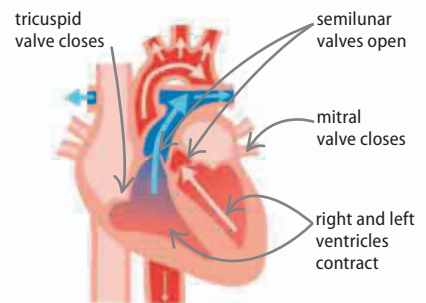
When the cardiac muscles are relaxed, deoxygenated blood flows into the right atrium from the vena cava, the main vein. Oxygenated blood flows into the left atrium.



△ Atria contract

The contraction of the heart starts at the top, squeezing the atria, so the blood moves down into the ventricles. One-way valves prevent the blood from moving back into the atria.

The heart beats around **three billion times** in the average person's life.



△ Ventricles contract

The lower part of the heart contracts, squeezing the ventricle. The right ventricle pumps the blood toward the lungs. The left ventricle pushes blood into the aorta (main artery).

Human health

DIET, EXERCISE, AND AVOIDING DANGEROUS SUBSTANCES HELP TO MAINTAIN A HEALTHY BODY.

SEE ALSO

◀ 32–33 Feeding

◀ 62–63 Body systems

◀ 66–67 Human digestion

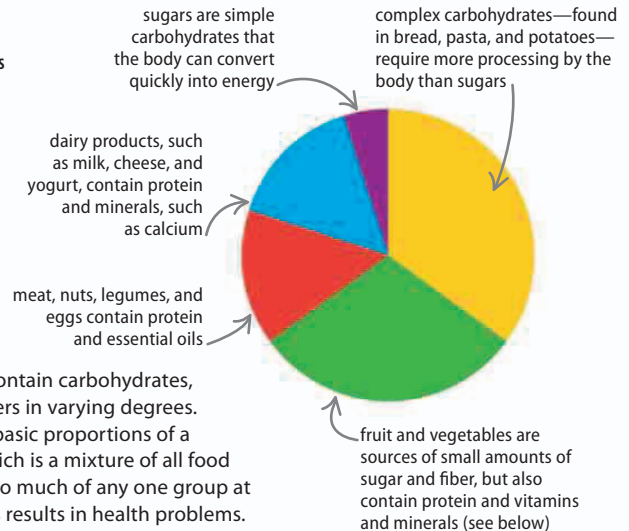
Medical science and improved living conditions have resulted in human life expectancies being twice, if not three times, those of prehistoric people. However, some aspects of a modern lifestyle are at odds with maintaining a healthy body.

Healthy eating

Food is made up of four groups of substances: carbohydrates, fats, proteins, and fiber. All four are essential for a nutritious diet. Carbohydrates are found in simple form in sugary food and in complex form in starchy food. Fiber is an indigestible form of carbohydrate that keeps the digestive tract healthy. Fats and oils are concentrated energy stores, and too much of them can lead to weight problems. Finally, protein, needed for muscles and digestion, is mainly found in animal-based foods, such as meat and dairy products, but is also found in beans, chickpeas, and lentils.

Key

- Fruit and vegetables
- Starchy foods
- Protein foods
- Dairy products
- Sugary foods



▷ Food wheel

Different foodstuffs contain carbohydrates, fats, proteins, and fibers in varying degrees. This wheel gives the basic proportions of a healthy daily diet, which is a mixture of all food groups. A diet with too much of any one group at the expense of others results in health problems.

Vitamins and minerals

A healthy diet contains a series of nutrients called vitamins. These are chemicals the body cannot make itself, which are essential for important metabolic processes. The health problems that vitamin deficiencies produce can usually be reversed by eating a balanced diet. The body also requires a supply of minerals, which are metals that are important for maintenance.

▷ Required nutrients

Humans require the following vitamins and minerals in small amounts in their diets.

Name	Beneficial for	Sources	Deficiency results in
vitamin A	good eyesight	liver, carrots, green vegetables	night blindness
vitamin B1	healthy nerves and muscles	eggs, red meat, and cereal	loss of appetite
vitamin B2	healthy skin and nails	milk, cheese, and fish	itchy eyes
vitamin B6	healthy skin and digestion	fish, bananas, and beans	inflamed skin
vitamin B12	healthy blood and nerves	shellfish, poultry, and milk	fatigue
vitamin C	healthy immune system	citrus fruits, kiwi, and fruits	scurvy
vitamin D	strong bones and teeth	sunlight and oily fish	rickets
vitamin E	removing toxins	nuts, green vegetables	weakness
folic acid	red blood cell formation	carrots, yeast	anemia
calcium	strong bones and healthy muscles	dairy products	bad teeth
iron	healthy blood and body cells	red meat and cereals	anemia
magnesium	healthy bones	nuts and green vegetables	insomnia
zinc	normal growth and immune system	meat and fish	growth retardation

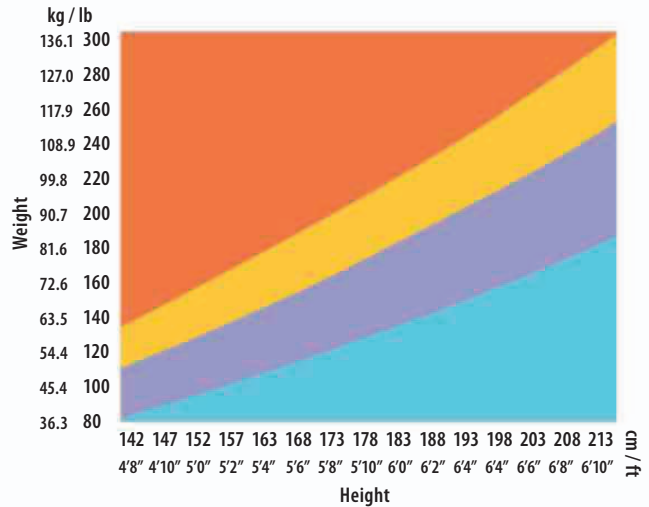
Body weight

The human body is primed to survive long periods of starvation. When food is available, the body lays down stores of fat to fuel the body during the lean times. In developed countries, food is always available, so people may become overweight, taking in more food than their body uses each day. This can lead to a variety of illnesses.



▷ Body mass index

This chart is used to work out the healthiness of a person's weight-to-height ratio. Being overweight causes problems for the body, especially the circulatory system. People who are underweight may have a weaker immune system.



Exercise

The human body is built for walking long distances and having short bursts of activity. Modern working practices require people to sit still for long periods, so it is necessary these days to do regular exercise to keep the body in good condition. Exercise helps to burn the energy in food (measured in kilocalories, or calories for short), reducing weight gain due to overeating.

breathing increases to supply more oxygen

lactic acid builds up in muscles, making them ache

▷ **Cardiovascular**
Exercise that makes people out of breath helps strengthen the heart and keeps the circulatory system healthy. A fit person soon recovers from this exercise, known as cardiovascular exercise.

muscles strain against the heavy weight

▷ **Weight training**
Lifting weights—including the weight of the body itself—strengthens muscles. The body feels stiff afterward as the muscles heal, growing back thicker than they were before.

Dangerous substances

Alcohol and tobacco products are sold legally to adults because they have a long history of use across the world, but they cause serious illness. Other substances—often just called drugs—are illegal, and cause many health and social problems.

▽ Threats

Misuse of alcohol, over-the-counter drugs, and smoking can lead to many health issues, both physical and mental. The main reason for this is addiction and dependency, which means the addict continues with the harmful behaviour and finds it hard to break away.

Activity	Associated health problems
tobacco smoking	cancer of lungs, mouth, esophagus, and pancreas; heart disease; lung problems, specifically emphysema, bronchitis, and scarring of lung tissue; addiction
alcohol use	physical damage to liver (cirrhosis); mental instability; poor judgment; dangerous behavior; increased risk of heart attack; inflammation of digestive tract and pancreas; addiction
drug use	mental and physical problems, depending on drug; severe addiction and dependency; risk of various cancers; addict may resort to crime to pay for drugs

Human reproduction

EVERY HUMAN BEING STARTS LIFE AS A TINY FERTILIZED EGG.

Human reproduction begins with a sperm from a man combining with an egg inside a woman's uterus to produce an embryo. The baby develops for nine months inside the mother, sustained by a temporary organ called the placenta.

SEE ALSO

◀ 43 Sexual reproduction

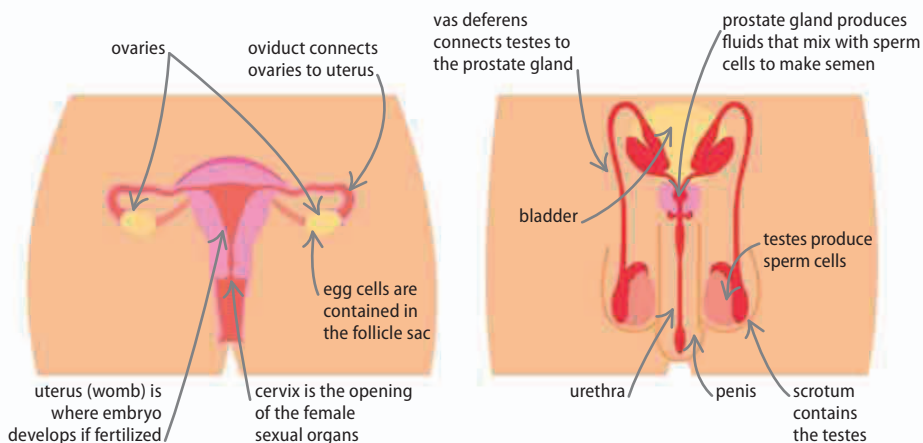
◀ 62–63 Body systems

Genetics I 84–85 ▶

Genetics II 86–87 ▶

Sex organs

Gametes, or sex cells, are produced in sex organs or gonads. They carry a half set of chromosomes. The man produces sperm cells in organs called testes, while a woman produces egg cells (ova) in two ovaries. The ovaries release about 400 eggs in a woman's lifetime, at a rate of one every 28 days or so, while the testes produce many millions of sperm each day. Sperm cells are delivered to the cervix during sexual intercourse, and from there they swim into the oviduct (fallopian tube) to reach the single egg.



The record for the **most children** with the same mother is 69, born in Russia in the 18th century.

△ Female sex organs

The main function of the female sex organs is to provide a place where an embryo can grow. Once it has developed enough to survive independently, the baby is born.

△ Male sex organs

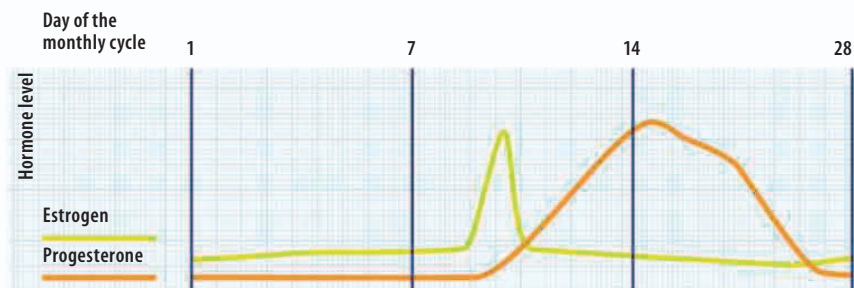
The function of the male sex organs is to deliver sperm to the woman's uterus in a liquid called semen. The sperm cells make up about five percent of this mixture.

Ovulation

The process of producing and releasing an egg cell, known as ovulation, is controlled by hormones. The amount of oestrogen rises, causing one follicle in one ovary to prepare an egg cell. The ripe egg bursts from the ovary and travels into the oviduct ready to meet a sperm. The rest of the follicle then releases another hormone, progesterone, which causes the lining of the uterus to thicken, ready to receive an embryo.

▽ Hormones and ovulation

The egg follicle produces estrogen around day ten. A few days later, the hormone progesterone causes the lining of the uterus to thicken, so it is ready to receive a fertilized egg cell. If fertilization does not happen, the progesterone level drops, and the thickened lining of the uterus is shed as menstrual blood. The process then repeats.

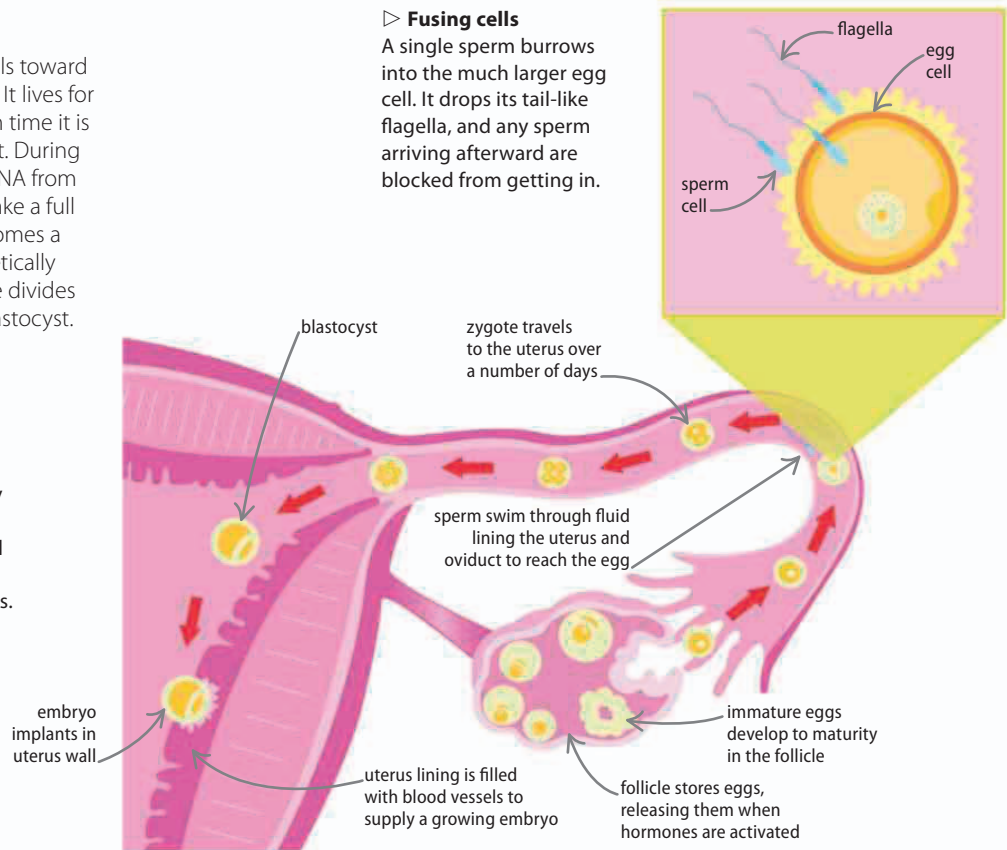


Fertilization

After ovulation, the egg travels toward the uterus along the oviduct. It lives for about 18 hours, during which time it is ready for a sperm to fertilize it. During fertilization, the half sets of DNA from both sex cells combine to make a full set. At this point the cell becomes a zygote, the first cell of a genetically unique individual. The zygote divides into a ball of cells, called a blastocyst.

▷ Implantation

The blastocyst can survive only for a few days on its own. It must implant in the uterus wall within about ten days in order to receive oxygen and nutrients. Once it does this, it continues to divide into new cells, and is then called an embryo.

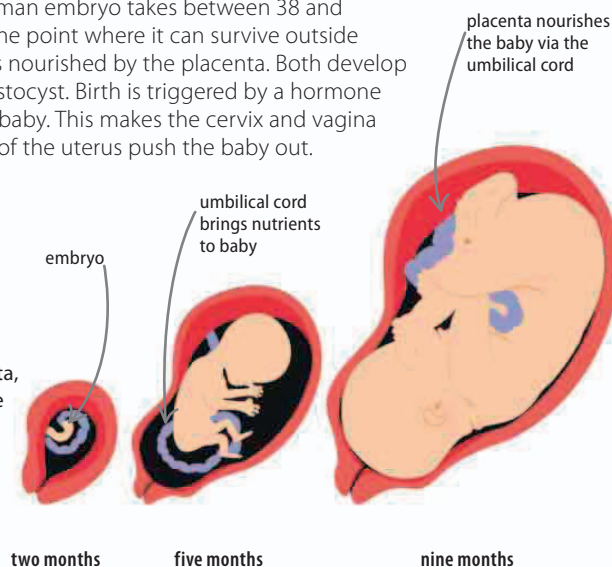


Gestation

From fertilization, the human embryo takes between 38 and 42 weeks to develop to the point where it can survive outside the uterus. The embryo is nourished by the placenta. Both develop from the same single blastocyst. Birth is triggered by a hormone released by the growing baby. This makes the cervix and vagina soften, and contractions of the uterus push the baby out.

▷ Early development

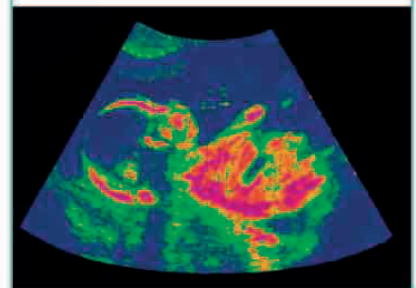
Every baby grows from a single cell called a zygote. This divides rapidly into a growing ball of cells. The cells differentiate into those that form the placenta, the membranes around the embryo, and the embryo itself. The cells that form the baby are identifiable after eight days of growth.



REAL WORLD

Fetal development

After about eight weeks of growth, the baby has all of its primary organs and recognizable human features. From this point it is known as a fetus. The development of a fetus can be monitored by scanning the womb with ultrasound to produce an image (below).



Ecosystems

THE SCIENCE OF ECOLOGY STUDIES HOW ORGANISMS FORM COMMUNITIES CALLED ECOSYSTEMS.

An ecosystem is a complex set of relationships between the plants, animals, and other life forms that live in a habitat. These living things are also affected by other factors, such as weather and climate.

Niches and factors

Each species in an ecosystem occupies a niche—which means both the place and roles it carries out in the habitat. The mode of survival in any niche depends on the activity of other species in the ecosystem, such as predators looking for prey, or fast-growing algae using up the available resources. In a stable ecosystem, these influences, or factors, are in balance. If one factor changes, the rest of the ecosystem rebalances.

SEE ALSO

◀ 52–53 Animal relationships

Food chains 76–77 ▶

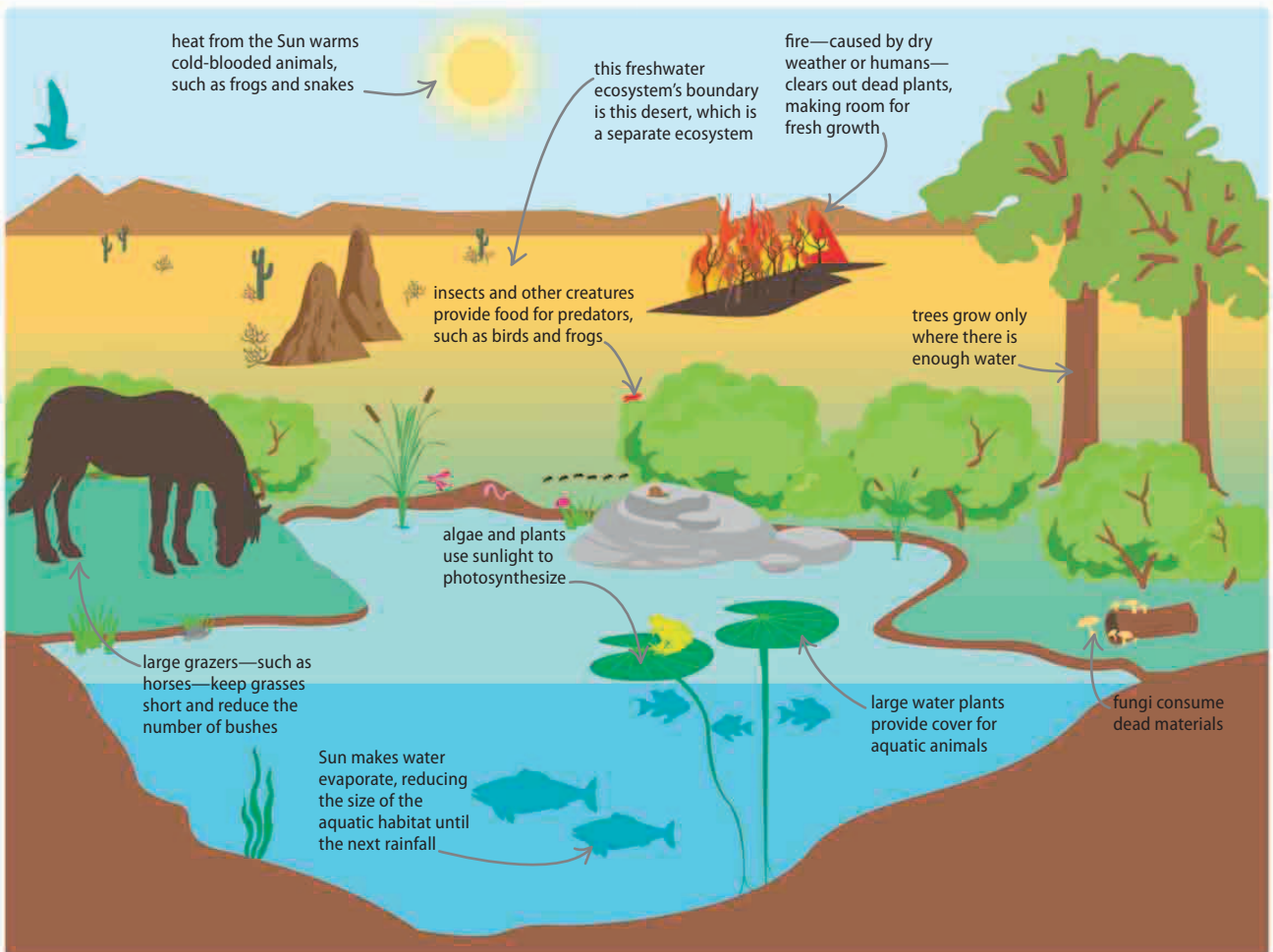
Cycles in nature 78–79 ▶

Adaptations 82–83 ▶

Human impact 90–91 ▶

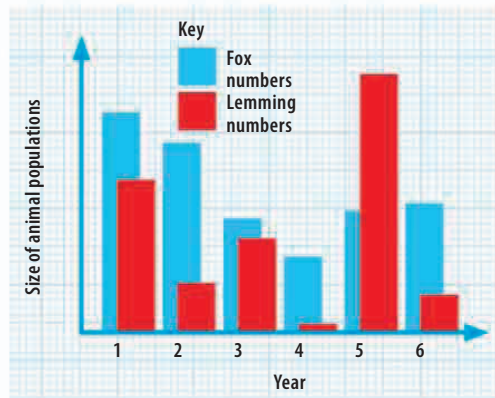
▽ Wildlife community

This freshwater ecosystem, like all ecosystems, is affected by physical factors, such as sunlight, climate, and fire, while its living members depend on each other for food.



Predators and prey

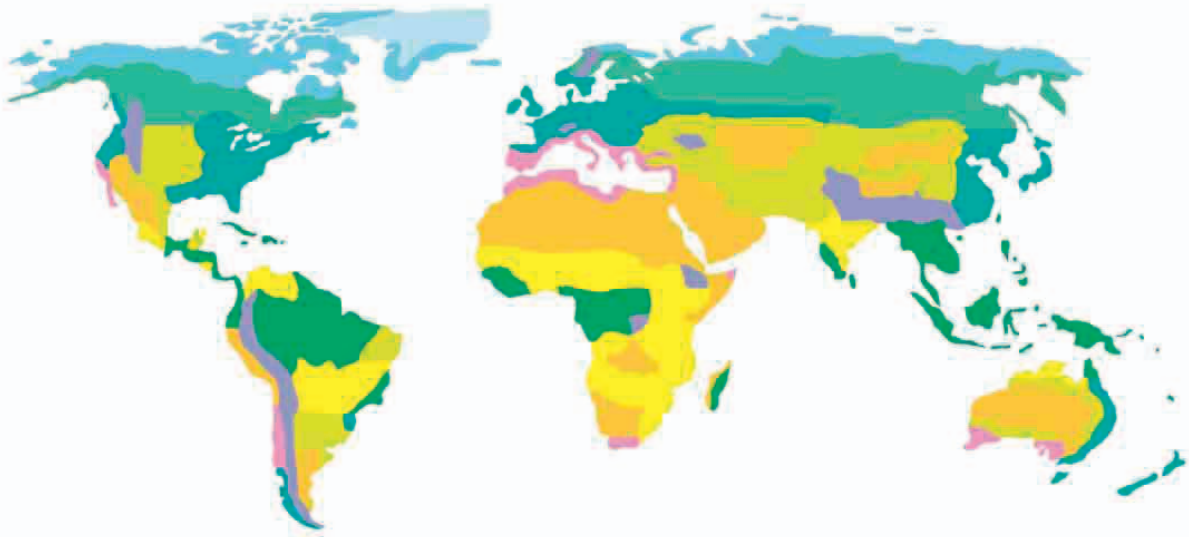
Within an ecosystem, hunters and the hunted are closely linked. Their populations rise and fall in a repeating pattern. When there are a lot of prey animals, predators also increase in number, as there is more food to sustain them. However, more predators soon results in fewer prey, and the number of predators drops as there is less food available. Without many predators, the prey population rises again, and the cycle repeats.



◀ **Foxes and lemmings**
This graph shows that, in years with high numbers of lemmings, Arctic foxes do well and have large numbers of pups. The next year, the lemming population falls as a result of this and the population of foxes decreases, too.

Biomes

The land habitats on Earth are grouped into ten climate zones, also known as biomes. Each biome is home to a particular set of animals and plants, which are adapted to the challenges of surviving in the different conditions. Desert animals must conserve water, while polar ones contend with long periods of extreme cold. Aquatic habitats are divided into marine and freshwater biomes.



Temperate forest

Trees grow in summer, before dropping their leaves and becoming dormant in winter.

Taiga

Conifer forests dominate the far north, where the cold and short summers are the main factors.

Polar

The temperature around the poles is below freezing for most of the year.

Temperate grassland

When there is too little rainfall for trees to grow, huge expanses of grass cover the land.

Savannah

In these warm, grass-covered regions, there is low rainfall and few trees.

Tropical forest

High rainfall and warm conditions all year result in thick jungles around the tropics.

Mountains

At high altitude, the air is thin (lacking oxygen) and temperatures are low.

Tundra

All but the upper layer of soil is permanently frozen, making it hard for plants to grow.

Chaparral

Also known as the Mediterranean biome, this region is filled with dry woodlands.

Desert

The driest parts of Earth have hardly any rainfall and very little vegetation.

Food chains

ENERGY PASSES ALONG FOOD CHAINS FROM PLANTS TO TOP CARNIVORES.

Living things require a supply of energy and nutrients to power, maintain, and grow their bodies. Scientists track how energy and nutrients move from one organism to another using food chains.

SEE ALSO

◀ 32–33 Feeding

◀ 74–75 Ecosystems

Cycles in nature

78–79 ▶

Adaptations

82–83 ▶

Energy

170–171 ▶

Producers and consumers

Food chains always begin with plants and other photosynthetic organisms, which are known as the producers. Animals and other heterotrophs (organisms that eat others to survive) are known as the consumers. The nutrients and energy gathered by the producers passes up the food chain via a series of consumers.



△ Producer

Green plants harness the energy of sunlight to power themselves, and are called producers.



△ Primary consumer

Herbivores, such as cows, eat only producers, and form the second step in the food chain.



△ Secondary consumer

Omnivores, such as raccoons, eat both producers and small primary consumers.



△ Top predator

The food chain ends with a powerful predator, such as an eagle or shark.



△ Detritivore

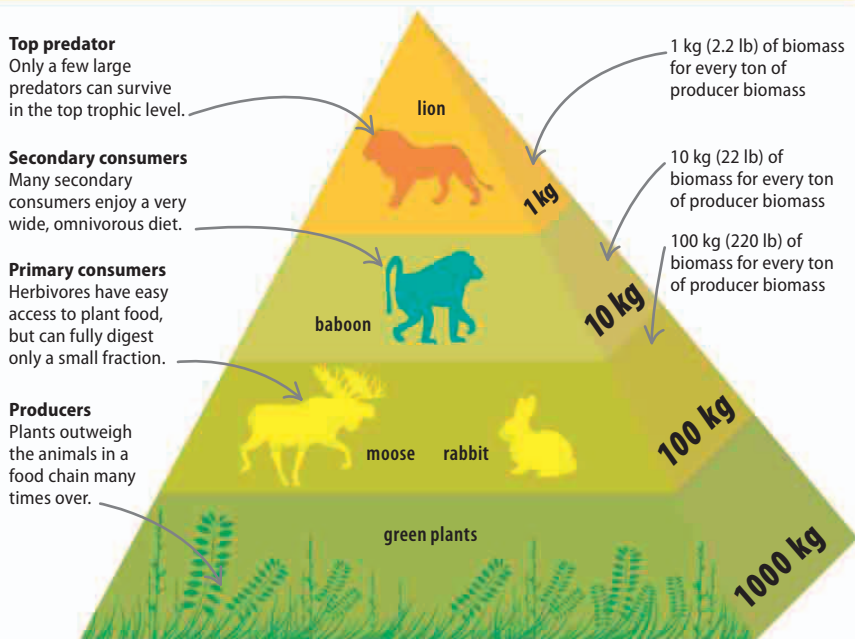
Worms, vultures, and most fungi recycle the dead remains and waste of other organisms.

Energy pyramid

Most of the energy consumed by organisms is given off as heat, becoming unavailable to the rest of the food chain, so less energy is passed onto the next level. As a result, the total quantity of organisms—the biomass—also decreases. This gives the food chain a pyramid structure—with many producers at the base, and fewer and fewer consumers at each stage above.

▷ Trophic levels

Scientists call each level of a food chain a trophic level—from the Greek word for food. As a rough estimate, only about 10 percent of the energy in one trophic level passes to the one above.

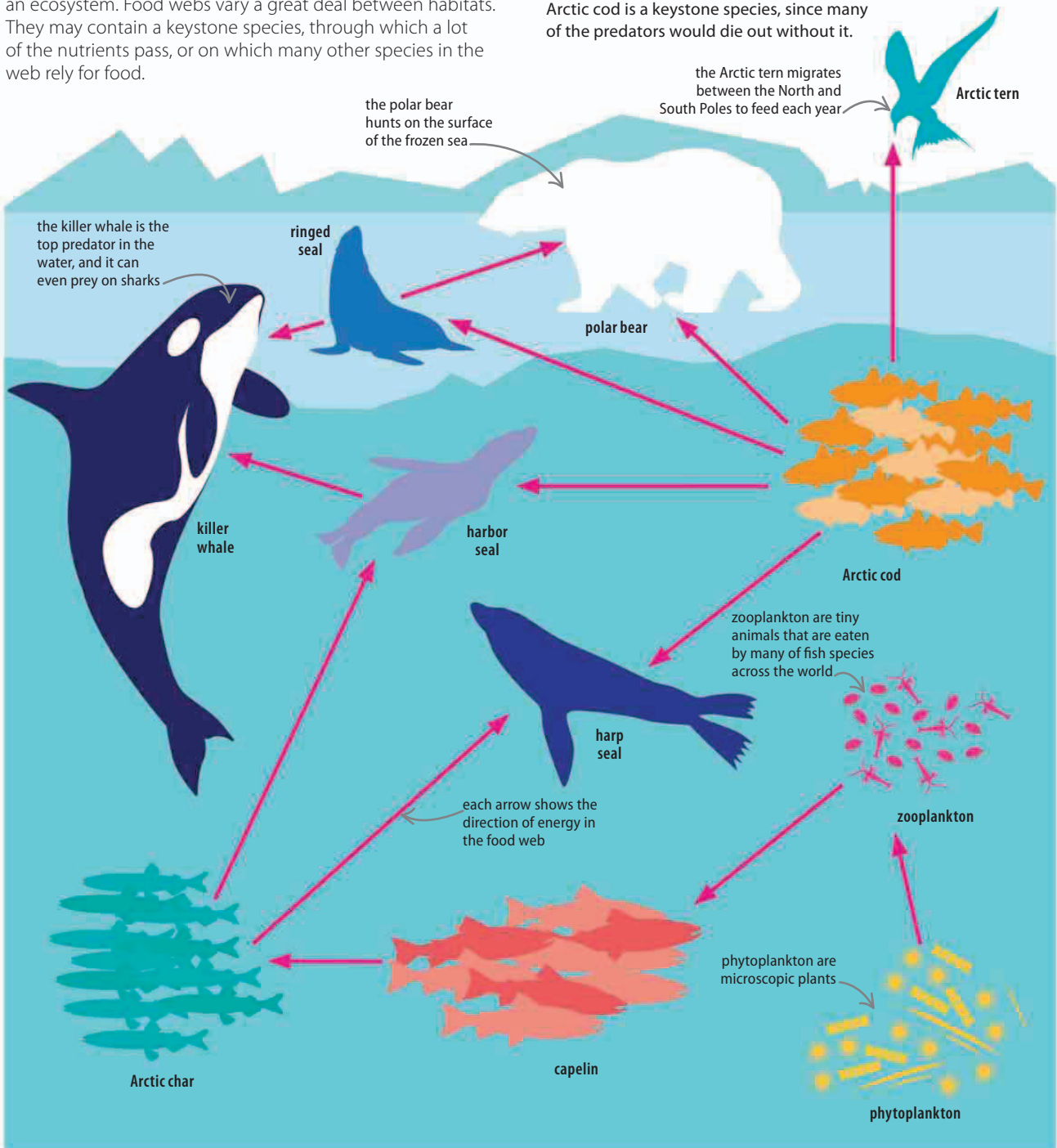


Food webs

No food chain exists on its own. In real wildlife communities, the chains interlink to make a food web—a representation of an ecosystem. Food webs vary a great deal between habitats. They may contain a keystone species, through which a lot of the nutrients pass, or on which many other species in the web rely for food.

▽ Arctic Ocean

Despite being one of the coldest places on Earth, the Arctic has a rich food web. Minute algae called phytoplankton are the producers. Arctic cod is a keystone species, since many of the predators would die out without it.



Cycles in nature

NUTRIENTS AND OTHER SUBSTANCES ARE RECYCLED IN THE ENVIRONMENT.

Living things require many nutrients—substances used to build their bodies. There is a finite supply of these in the environment, so they are recycled through the environment by biological, chemical, and physical processes—and also by human activities.

The carbon cycle

Carbon is essential to life. It is one of the most abundant elements in a living body and its atoms are in just about every chemical in cells. During photosynthesis, plants fix (collect) carbon dioxide from the atmosphere and turn it into sugars and other nutrients. These then pass to animals and other organisms that eat the plants. Eventually, the carbon in them is returned to the atmosphere as a waste product of respiration.

▷ Nonbiological factors

Carbon is not only cycled between the atmosphere and organisms. Carbonates, a combination of carbon and oxygen found in rocks and fossil fuels, are locked away underground for millions of years. Burning fossil fuels releases this carbon dioxide back into the atmosphere.

SEE ALSO

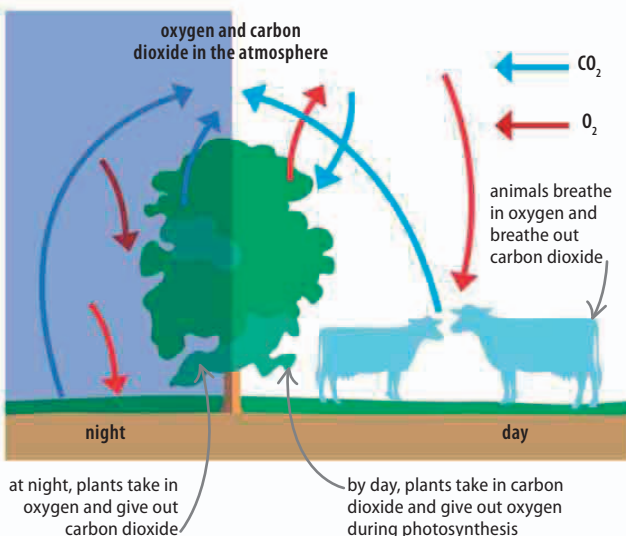
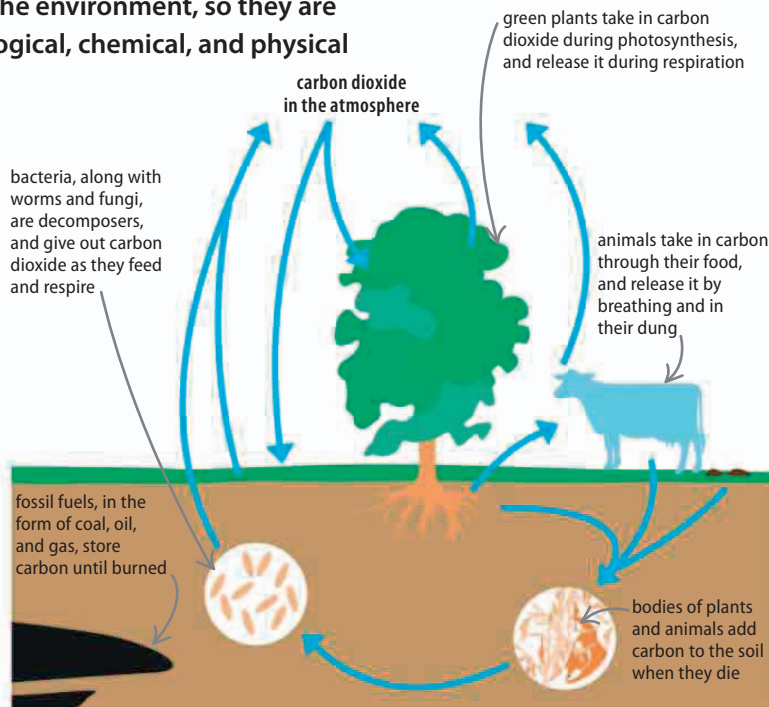
◀ 28–29 Respiration

◀ 30–31 Photosynthesis

◀ 34–35 Waste materials

Chemical industry 154–155 ▶

Carbon and fossil fuels 156–157 ▶



The oxygen cycle

Almost all organisms require a supply of oxygen, which is used in respiration to release energy from sugar. Organisms take in the oxygen and give out carbon dioxide (a waste product of respiration). However, oxygen does not run out, because it is constantly being replaced by the photosynthesis of plants. In this process carbon dioxide is taken in as a raw ingredient of glucose, and oxygen is given out as a waste material.

◁ Night and day

Plants take in carbon dioxide as a raw material for photosynthesis, and give out oxygen as a waste material of the process. Plants photosynthesize only during daylight, and this is when oxygen is released into the atmosphere. By night, plants take in some oxygen to power their respiration, but they use less than they produce.

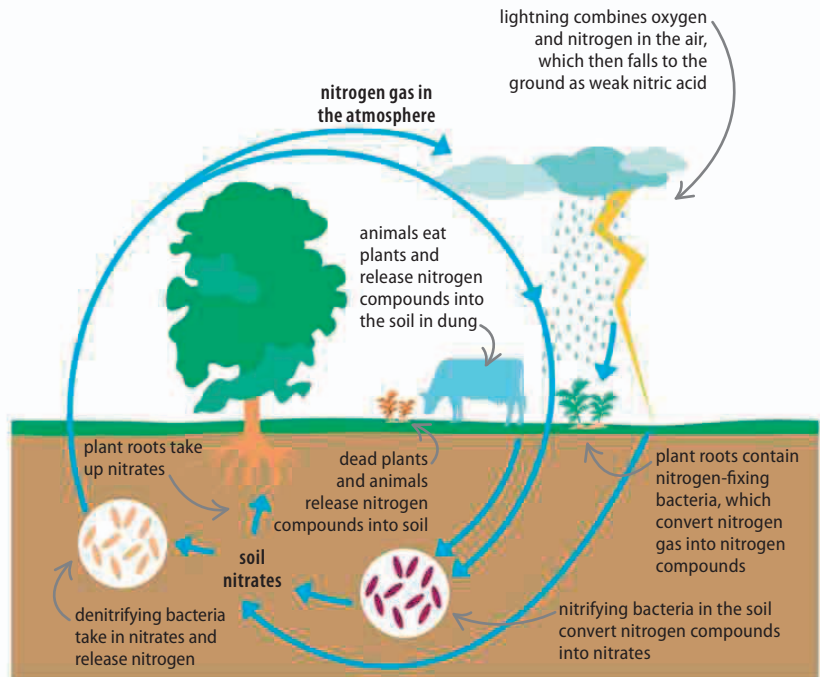
The nitrogen cycle

Nitrogen is an essential component in amino acids, the basic units of protein, which all living creatures need. Therefore, all life needs a supply of nitrogen compounds. Animals cannot manufacture most amino acids themselves, so they obtain them from plant foods. Plants make amino acids from nitrates (a combination of nitrogen and oxygen) absorbed from the soil. The nitrates are added to the soil by bacteria that fix nitrogen from the air.

REAL WORLD

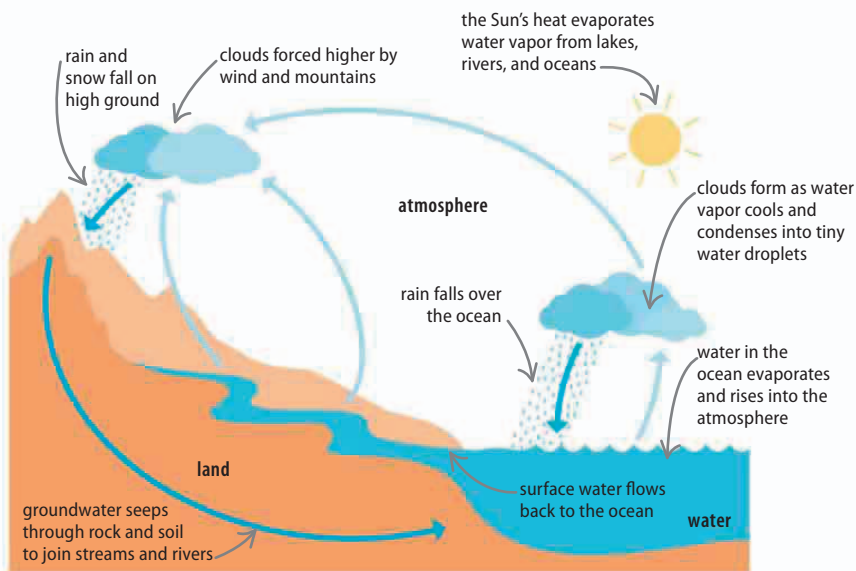
Carnivorous plant

The Venus flytrap grows in soils that lack nitrates, so the plant collects it from prey instead. It traps insects in its pressure-sensitive, pincer-shaped leaves. The leaves shut to form a stomachlike space, where enzymes digest the insect to release its nutrients.



△ Nitrates

Nitrogen is not a very reactive element, mostly staying unchanged in the atmosphere. However, the enzymes in certain bacteria and the high energy of lightning can convert nitrogen into nitrates, a form that can be used by all life.



The water cycle

Earth's water is always on the move, collecting in vast quantities in the ocean, but rarely finding its way to deserts. Life cannot exist without water. It is one of the ingredients in the production of glucose in photosynthesis, and water is also the medium in which the metabolic process takes place inside cells. Most living bodies are mainly water—about 60 percent in the case of humans—and, where water is rare, so is life.

◁ Movement of water

Most of Earth's water is in the oceans, but it also moves constantly into the atmosphere, falling as rain to form freshwater running over and into the ground or freezing as ice on high mountains and in the polar regions.

Evolution

THE ORGANISMS MOST SUITED TO SURVIVE IN AN ENVIRONMENT ARE MOST LIKELY TO PASS ON THEIR GENES.

SEE ALSO

◀ 20–21 Variety of life

◀ 42–43 Reproduction I

Adaptations

82–83 ▶

Genetics I

84–85 ▶

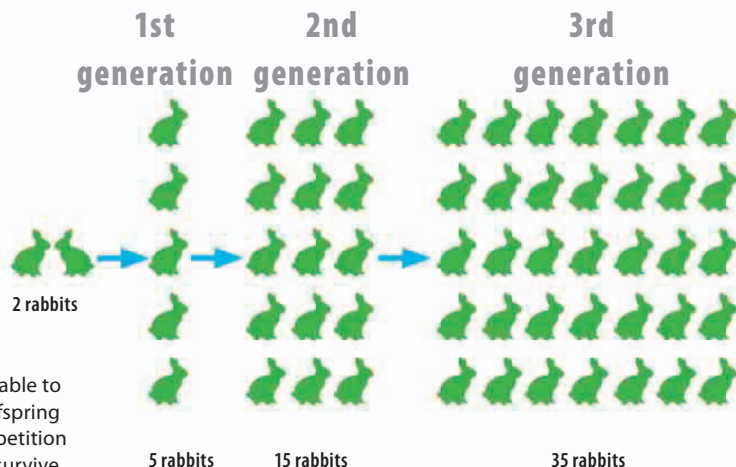
Set out by English naturalist Charles Darwin in 1859, the theory of evolution by natural selection was one of the most controversial scientific theories ever. It has become accepted since, and has been updated to include the role of genes.

The drive to breed

Everything an organism does is meant to increase the chance of it producing as many surviving offspring as possible. These offspring compete with each other and other species for limited resources, such as food, water, and a place to live. Those best able to survive are the ones that pass on their genes to the next generation. The individuals that cannot compete die without producing young, so their genes are not passed on.


▷ Increasing genes

Rabbits have a very high reproduction rate, with one female able to produce 70 young in just one year. The following year, her offspring could potentially produce almost 5,000 more. In reality, competition between all these rabbits is so fierce that far fewer than this survive.



Natural selection


The most successful, or “fit,” offspring are the ones with genes that allow them to out-compete their rivals. When they mate, their fit genes are passed on to the next generation. This is called natural selection. Eventually every animal in the species has the fit genes—meaning the species gradually evolves over time.



△ Adding variety

Most variation between animals is the result of sexual reproduction. Every offspring inherits a slightly different mixture of genes from both parents. The variation in color of these moths ensures that at least some of the offspring will survive if the habitat begins to change.

pale peppered moth is harder for a predator to see



△ Pale moths hidden

Before the Industrial Revolution, most peppered moths were pale and could hide in the lichens growing on tree trunks, while the darker moths stood out.

pale peppered moths are easier to see for predators, so experience a decline in numbers



△ Pale moths stand out

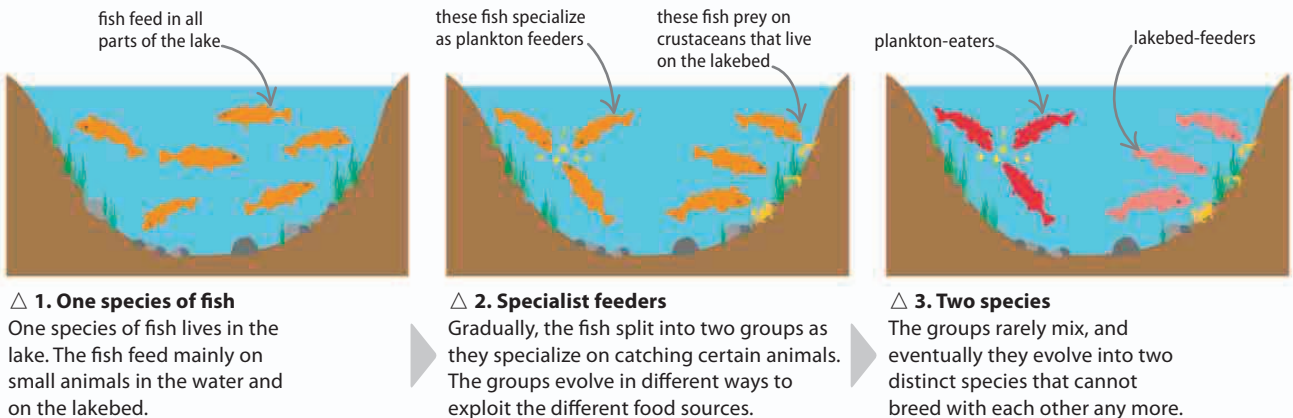
Then soot from factories killed the lichens, making tree trunks darker. The pale moths then became more preyed upon, which made the dark moths more common.

A mass extinction known as the **Great Dying** wiped out 90 percent of all species on Earth about **252 million years ago**.

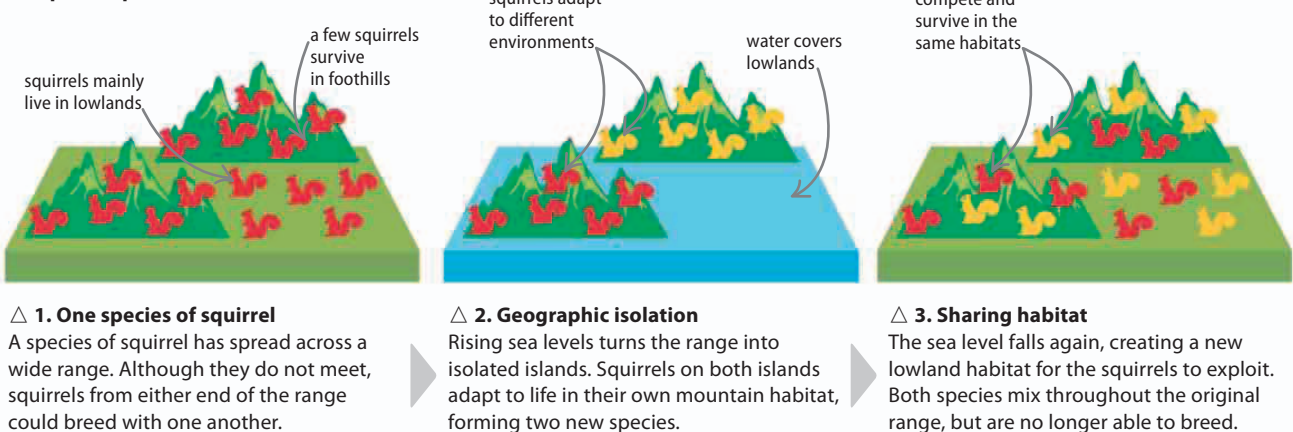
How new species evolve

A species is a group of organisms that look the same and survive in the same way, and can breed together to produce viable young in the wild. Some species of bat look very similar to one another and live in the same areas, but attract mates using different calls and cannot breed with each other. Speciation is the formation of a new species. Species can evolve sympatrically (from one ancestor) or allopatrically (when populations are isolated).

sympatric speciation



allopatric speciation



REAL WORLD

Extinction



Most of the knowledge of evolution comes from fossils of extinct species. An extinct species is one that has no members left alive. Fossils, such as this primitive bird, form when body parts are replaced with rocky minerals over a long period of time. Fossils show us what the ancestors of today's species looked like. If the lost species died out after it evolved into another species, experts call this pseudoextinction.

Adaptations

ORGANISMS CHANGE OVER TIME IN ORDER TO SURVIVE.

Adaptations are the visible results of evolution. Natural selection alters the anatomy and behavior of organisms so they become adapted to new ways of living.

SEE ALSO

◀ 20–21 Variety of life

◀ 44–45 Reproduction II

◀ 80–81 Evolution

Genetics I

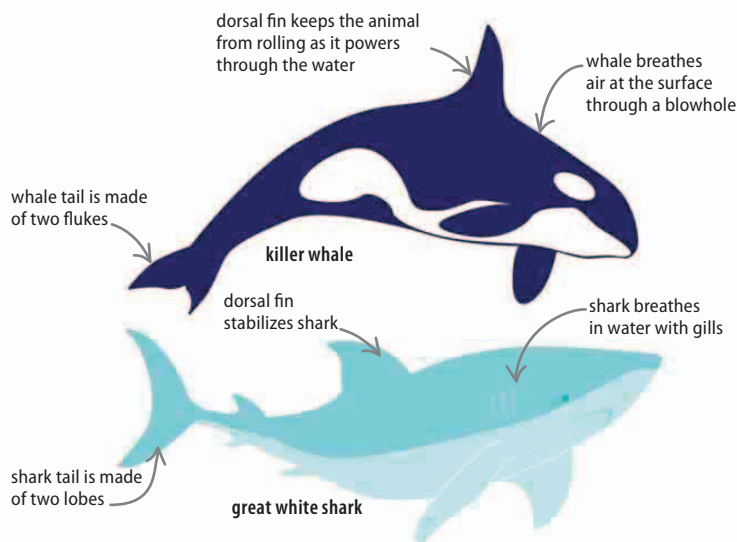
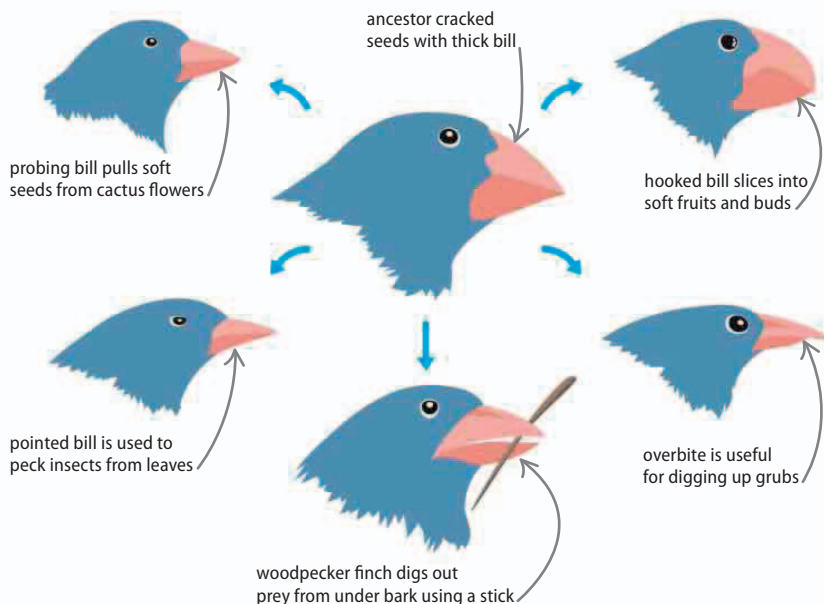
84–85

Adaptive radiation

When several different adaptations evolve from a single ancestor, it is known as adaptive radiation. The result is a group of species that share many features, but differ in ways that adapt them to a specific way of life. For example, rodents all have long, sharp incisors inherited from their common ancestor. However, in gophers these teeth are adapted to digging burrows, in beavers they fell trees, while squirrels use them to nibble through hard seed casings.

▷ Darwin's finches

Adaptive radiation can be seen in Darwin's finches—named after the discoverer of evolution. Most finches are seed-eaters, but the songbirds that live on the Galápagos Islands, Ecuador, have adapted to tackle other foods too.



Convergent evolution

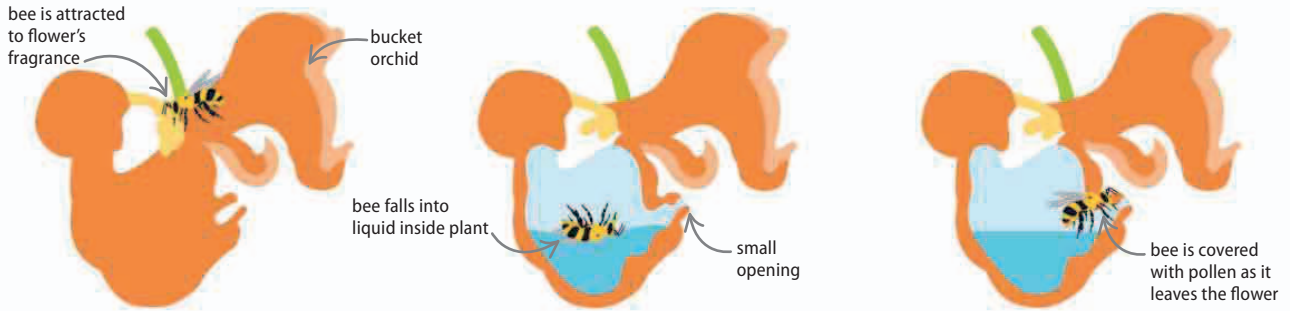
A lot of evolution is divergent, with groups of related animals becoming less alike as they adapt to different environments. However, evolution can also be convergent, where unrelated species adapt to the same environment in the same way. For example, both birds and bats have evolved wings to enable them to fly. The shape, structure, and function of both kinds of wings are very similar, but birds and bats are only distantly related to each other, and their common ancestor did not have wings.

◁ Marine hunters

Sharks and toothed whales, such as dolphins and orcas, are all fast-swimming hunters. They look similar, but have very different body systems, because sharks are fish and whales are mammals.

Coevolution

Sometimes, two species evolve together, adapting to ways of life by relying on each other for survival. Each organism affects the other in small ways, so the two become better adapted to each other and surviving together. Many animals and flowering plants have undergone this coevolution.



△ Bucket orchid and bee

This tropical flower attracts orchid bees with its fragrant oil. On landing, the bee slips on the oil and falls into a bucket, or pool, inside the petals.

△ Escape route

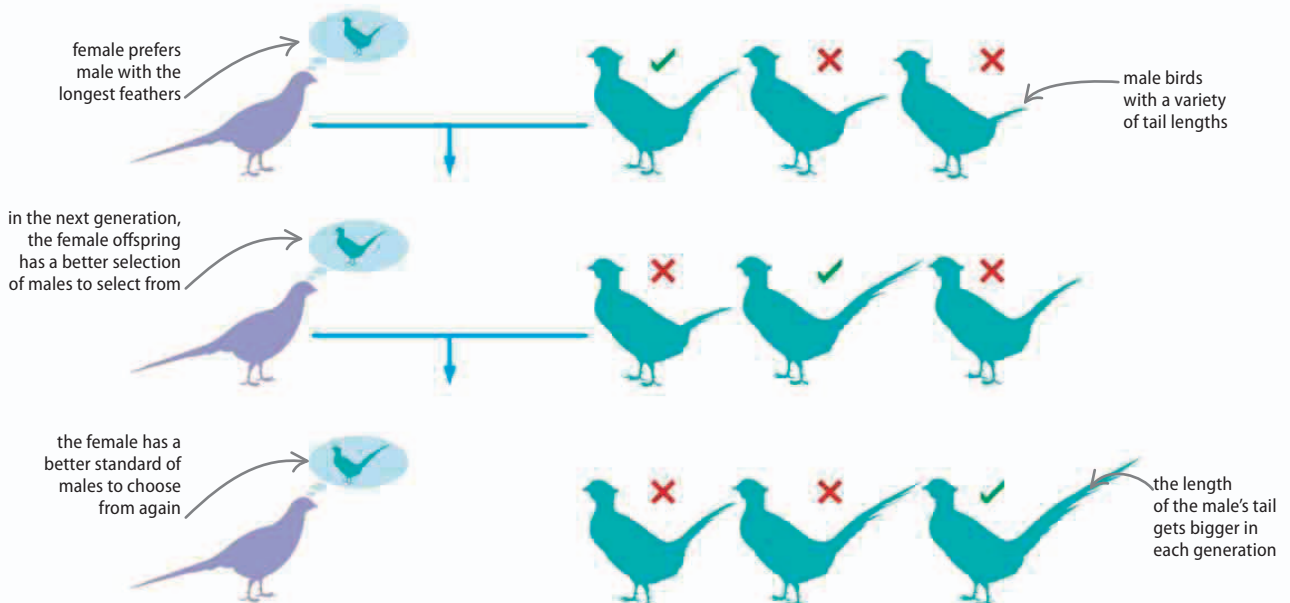
The bee cannot climb up the smooth walls of the bucket, but it can use a ladder of hairs that leads to a small opening on the side to escape.

△ Collecting pollen

When the bee wriggles through the exit, the flower glues sticky pollen to its back. When the bee falls into the next flower it visits, this pollen will pollinate it.

Sexual selection

Not all adaptations increase an ability to survive in competition with others. Sexual selection can produce traits that can be a hindrance, such as unwieldy antlers or long, ornate tail feathers that make flying difficult. This type of selection happens because the female chooses a particular trait in the male. The female will select the mate with the best features, and, because of this, males with that trait pass on their genes, increasing the size of the trait in the next generation.



▽ Bird tail tale

To attract a mate, a male pheasant displays its tail feathers. The females prefer long, clean feathers because they show the male is a strong specimen. Sexual selection results in larger, more ornate tail feathers. The process stops only when the tail size hinders the male and so weakens it.

Genetics I

THE FIELD OF BIOLOGY THAT INVESTIGATES INHERITANCE OF CHARACTERISTICS FROM PARENTS IS CALLED GENETICS.

SEE ALSO

< 22–23 Cell structure

< 44–45 Reproduction II

< 80–81 Evolution

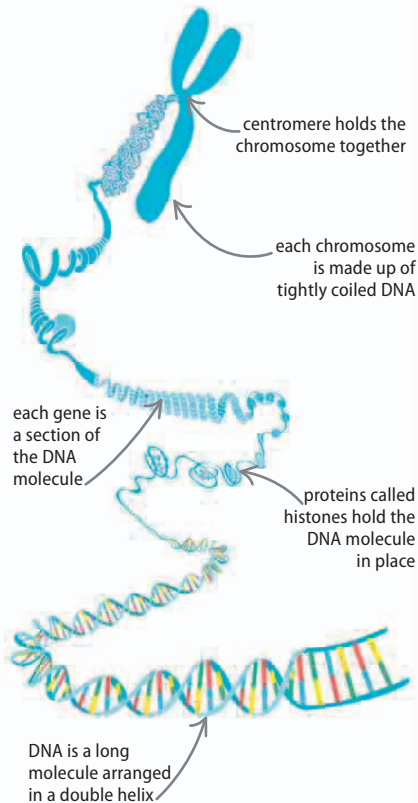
Polymers

162–163 >

The instructions for making a living body are called genes. Each gene relates to a specific characteristic, such as eye color or height. A full set of genes is inherited from both parents, so a child shares many of his or her parents' characteristics.

Chromosomes

Genes are carried on long chemical chains of deoxyribonucleic acid (DNA). DNA is stored inside a cell's nucleus on chromosomes, which are the vehicles that carry the genes as they pass from one generation to the next. The number of chromosomes in a cell is called the diploid number. Sperm and eggs contain a half-set, or haploid number, of chromosomes.

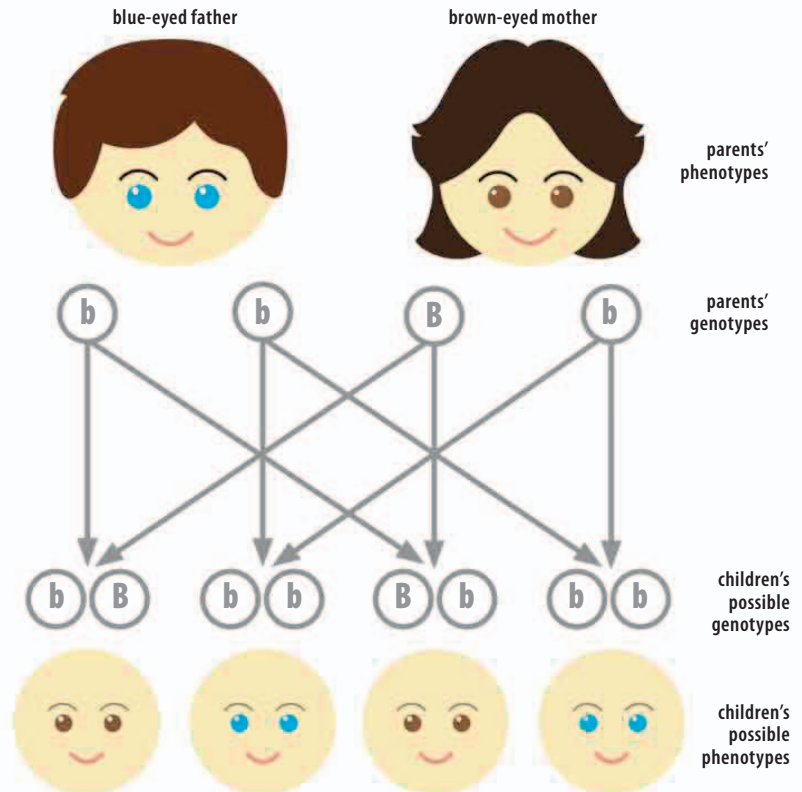


Genes and alleles

Each gene has a specific position on its chromosome. Everyone has two versions of each chromosome, one from each parent. That means they have two versions, known as alleles, of each gene. The two alleles form a person's genotype. One allele is often dominant over the other, which is recessive, so just one characteristic (known as a person's phenotype) is expressed.

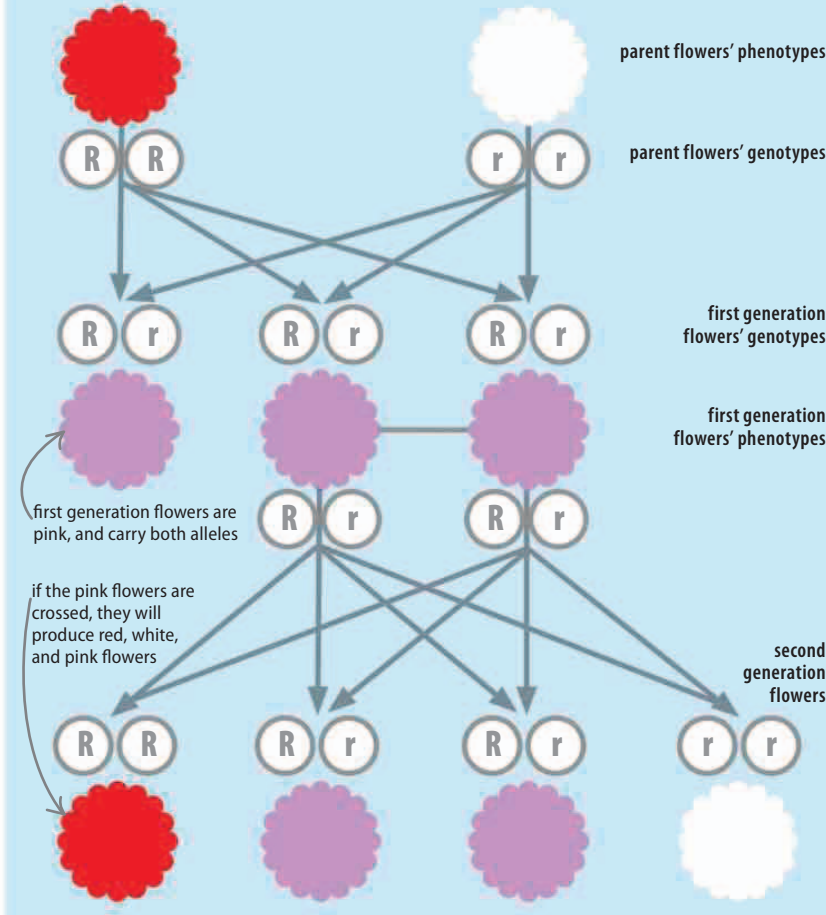
▽ Genetic probability

In this example, we see two parents and their possible offspring. Both parents give one allele to their children. The allele for brown eyes (B) is dominant, and the allele for blue eyes (b) is recessive. The mother has a recessive allele, so it is equally likely that they have a brown or a blue-eyed child.



Codominance

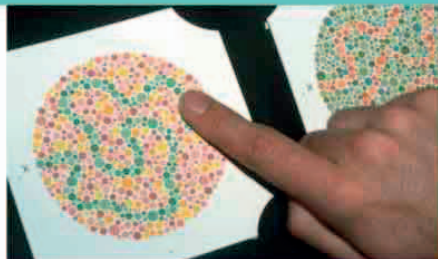
Not all alleles are dominant or recessive. Sometimes, both alleles are expressed at once in a system called codominance, or incomplete dominance. In the example below, the red parent flower has two red alleles (R), while the white parent flower has two white alleles (r). When the pair breed, all the offspring have the genotype Rr and codominance makes all the flowers pink. However, breeding two pink flowers produces red and white, as well as pink, blooms.



REAL WORLD

X-linked diseases

Males are more likely to be color blind, because they have a defective gene on their X chromosome and their shorter Y has no alternative allele for the problem. Females can carry the same defective gene, but have normal vision thanks to a healthy allele from their other X chromosome.

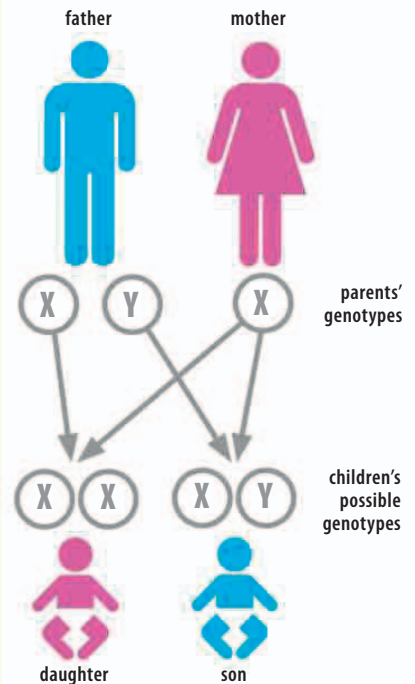


Sex chromosomes

A person's sex is determined by inheriting particular chromosomes from the mother and father. Females have two X chromosomes, while males have an X and a Y chromosome—the Y is much smaller, and has fewer genes, than the X. A mother's gametes always contain an X, while a sperm can have an X or Y.

▽ Determining gender

Because the mother always gives an X chromosome, it is the father's gamete that determines the sex of the baby. If an X sperm fertilizes the egg, the baby will be female, and male if a Y sperm achieves it.



Humans have **46 chromosomes**, which is less than some rats, at **92**, but more than kangaroos, which have only **16**.

Genetics II

GENETIC CODES ARE USED TO MAKE PROTEINS NECESSARY FOR THE BODY.

SEE ALSO

◀ 22–23 Cell structure

◀ 42–43 Reproduction I

◀ 80–81 Evolution

Polymers

162–163 ▶

Genetic information is held as a code stored on DNA molecules. This code is translated into the many proteins that do the work in a cell. When errors occur in this process, genetic illnesses are possible as a result.

Double helix

A DNA (deoxyribonucleic acid) molecule is a double helix, a ladder-shaped spiral. The “sides” are chiefly ribose sugars, while the “rungs” are made up of four chemical compounds called nucleotides, or bases. The bases are called thymine (T), adenine (A), cytosine (C), and guanine (G). The sequence of these bases is a code that adds up to the instructions for a particular gene.

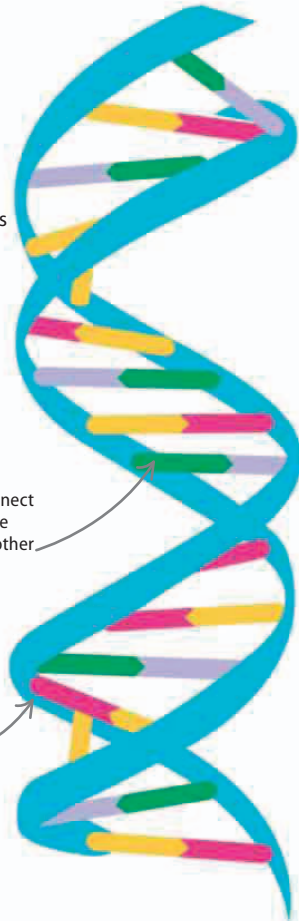
▷ Nucleotide bases

Each rung has a pair of bases. Thymine always pairs with adenine, and cytosine with guanine. Most of the bases are not “read” by the cell, as they do not contain instructions for a gene.

cytosine guanine
adenine thymine

base pairs connect the sides of the helix to each other

the molecule sides are made of sugars



Transcription

The first step in turning a gene into a protein involves making a copy of the gene’s DNA stored in the nucleus. This involves transcribing the DNA’s code onto ribonucleic acid (RNA). The DNA double helix is unzipped into two unwound strands, and an RNA strand forms next to one of them. The RNA has bases too, but instead of thymine it has a base called uracil (U). The RNA copies the DNA strand and then travels to a ribosome.

▷ Matching up

The bases in the RNA are ordered to match their partners in the DNA, so a cytosine in the DNA is matched by a guanine in the RNA, and uracil matches with adenine.

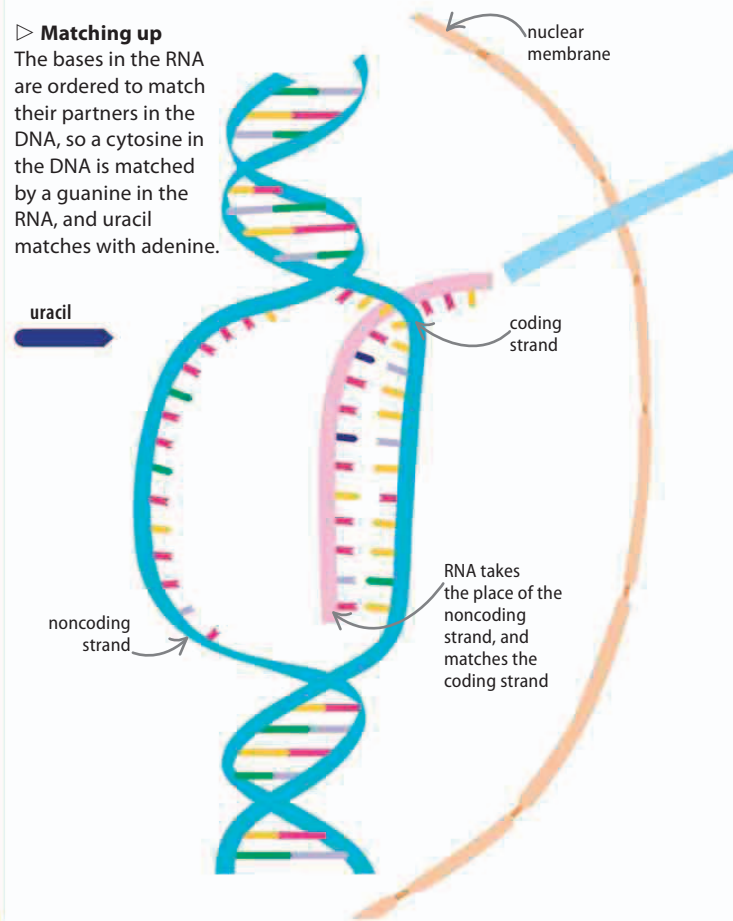
uracil

noncoding strand

nuclear membrane

coding strand

RNA takes the place of the noncoding strand, and matches the coding strand

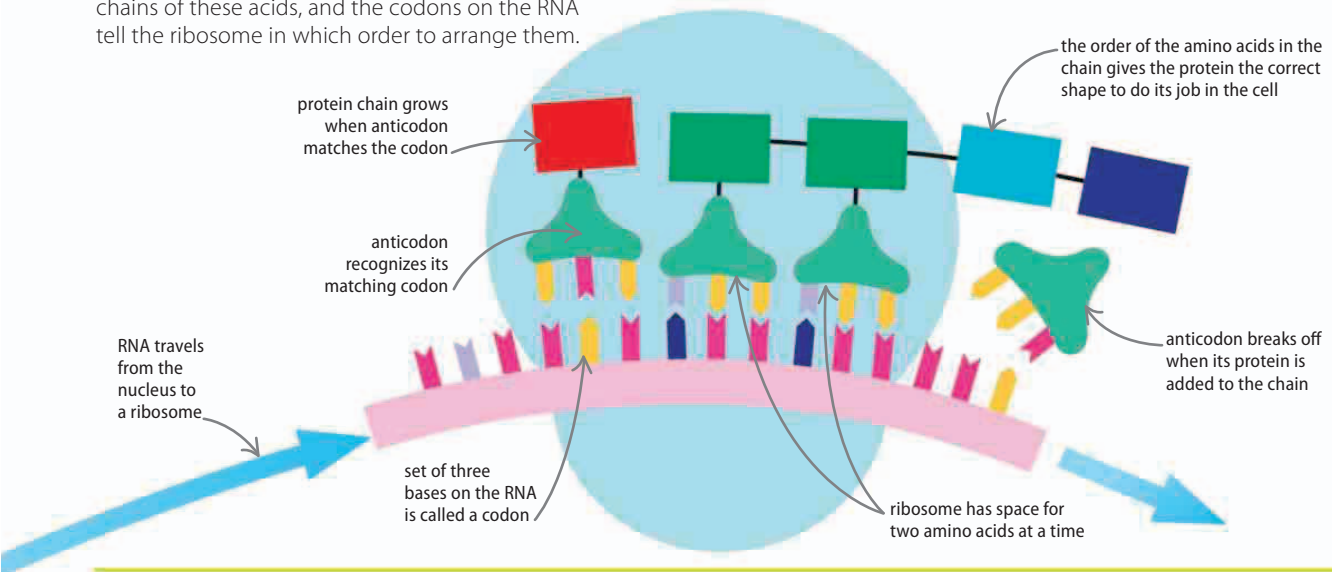


Translation

The genetic code is translated into a protein in the cell's ribosome. This tiny organelle pulls the RNA through itself three bases at a time. Every three bases form a triple-character sequence called a codon, which is specific to a certain amino acid. Proteins are composed of chains of these acids, and the codons on the RNA tell the ribosome in which order to arrange them.

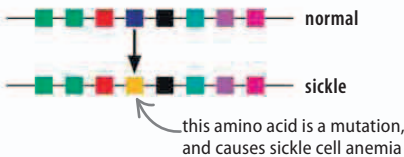
▽ Making proteins

Anticodons carry specific amino acids to the ribosome to add to the chain. When the anticodon matches the codon on the RNA, the anticodon adds its amino acid to the chain, and the next codon is pulled into the ribosome.



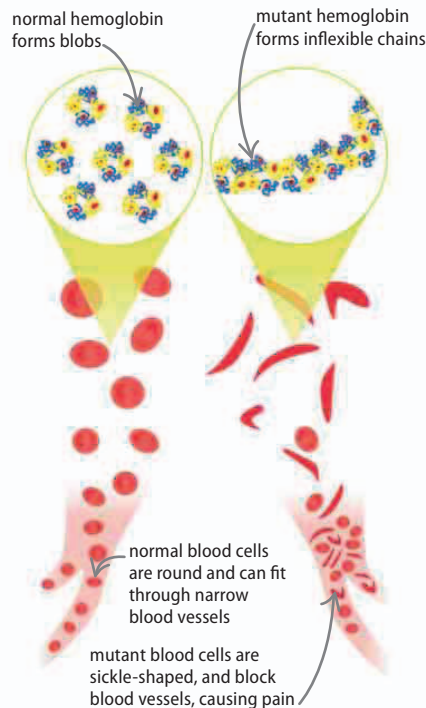
Mutations

When DNA is copied, mistakes can occur. These are called mutations. A mutation may be made in the unread part of DNA, and so have no effect. If it happens in the read section, the result can make the cell die. However, occasionally a mutation improves the way the cell and the body works. These useful mistakes are spread by natural selection and drive evolution.



△ Genetic disease

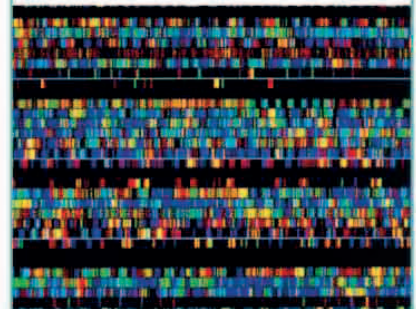
Some mutations are not deadly, but cause diseases. For example, sickle cell anemia is caused by one different amino acid in the structure of hemoglobin, the chemical that carries oxygen in the blood. The mutant hemoglobin forms long chains, which makes a sufferer's blood cells sickle-shaped.



REAL WORLD

Human genome project

A genome is the complete collection of a species' genes. In 2003, scientists finished a complete record of the human genome. They identified about 25,000 genes and sequenced three billion base pairs. Below is a section of the genome, with a color for each base. However, geneticists have still to figure out what most of the genes do and record their many different versions, or alleles.



Pollution

CHEMICALS FROM HUMAN ACTIVITIES AFFECT THE ECOSYSTEMS AND FUTURE OF THE EARTH.

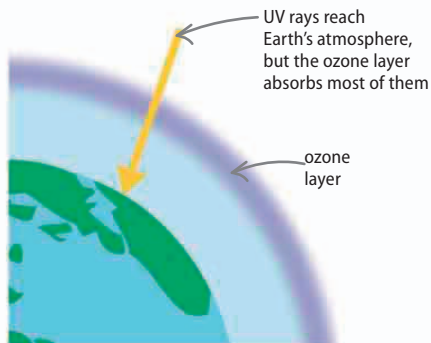
SEE ALSO

◀ 74–75 Ecosystems	
Human impact	90–91 ▶
Acids and bases	144–145 ▶
Electromagnetic waves	194–195 ▶

Pollution is anything that is added to the environment in amounts large enough to have a harmful effect. Sound, light, and heat can be pollution, but the most damaging pollutants are chemicals in Earth's soil, water, and air.

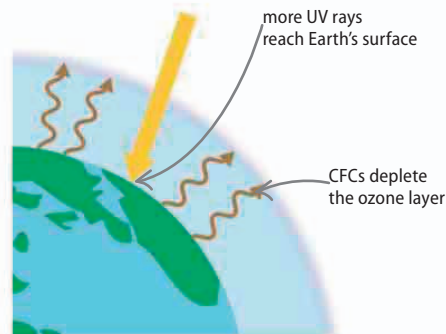
Ozone hole

Ozone is a type of oxygen in the atmosphere that blocks dangerous ultraviolet light (UV) coming from the Sun. Large amounts of chlorofluorocarbon (CFC) gases, used in aerosols and refrigerators and thought to be inactive, were released in the 1980s. The CFCs reacted with ozone, and, over the years, have depleted the ozone layer in places, especially above the North and South Poles. CFCs are now banned and the ozone holes are shrinking.



△ Safe levels

While some does hit the Earth's surface, the ozone layer, 25 km (15.5 miles) above Earth, deflects much of the harmful UV light back into space.



△ High layer

A chemical reaction between the CFCs and the ozone layer turns the latter into oxygen, which does not shield Earth from UV light, meaning more of it reaches the surface.

REAL WORLD

Global dimming

Burning fossil fuels releases carbon dioxide, which contributes to global warming. However, the soot released may also keep temperatures down in a process called global dimming. The tiny dark particles in the air reflect the Sun's light, reducing the amount that heats Earth's surface.



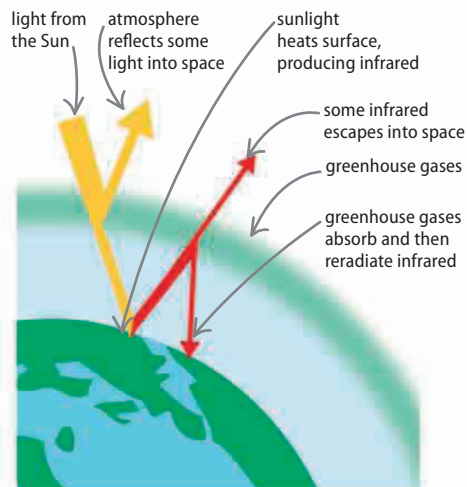
Greenhouse effect

The "greenhouse gases" of water vapor, carbon dioxide, and methane in the atmosphere stop heat being lost to space. Without this process, Earth's average surface temperature would be below freezing. However, human activities, such as burning fossil fuels and intensive farming, are increasing the amount of greenhouse gas. This greenhouse effect is gradually increasing Earth's surface temperature, resulting in more extreme weather, such as flooding and drought.

Venus, warm enough to melt lead, is the hottest planet, due to an extreme greenhouse effect.

▽ Trapped heat

Sunlight absorbed by the Earth's surface warms it up, and the surface sends out heat in the form of infrared radiation. Some infrared is absorbed in turn by the atmospheric greenhouse gases.

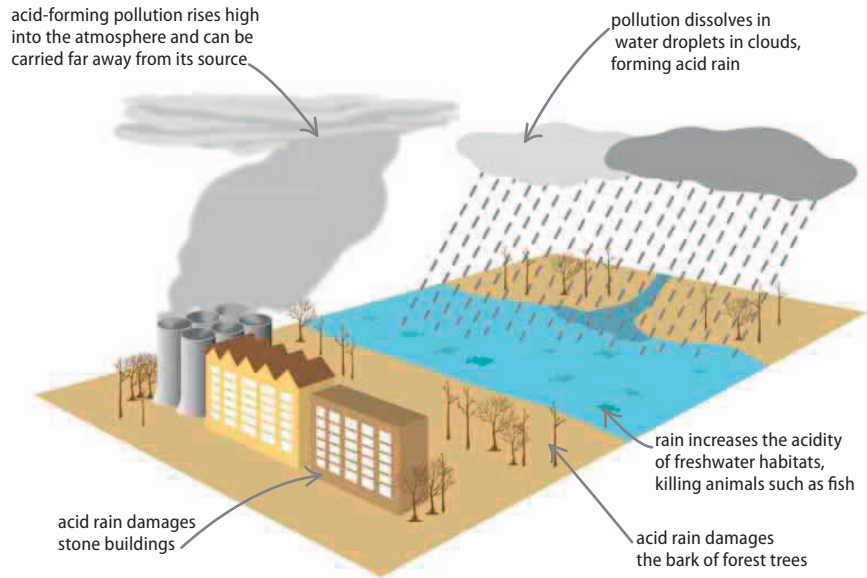


Acid rain

All rainwater is slightly acidic. This is because carbon dioxide in the air dissolves in it, making weak carbonic acid (as found in carbonated drinks). However, sometimes oxides of sulfur and nitrogen are released into the atmosphere as industrial waste. When these dissolve in water, they form much more potent acids, which have a damaging effect on wildlife when they fall as rain.

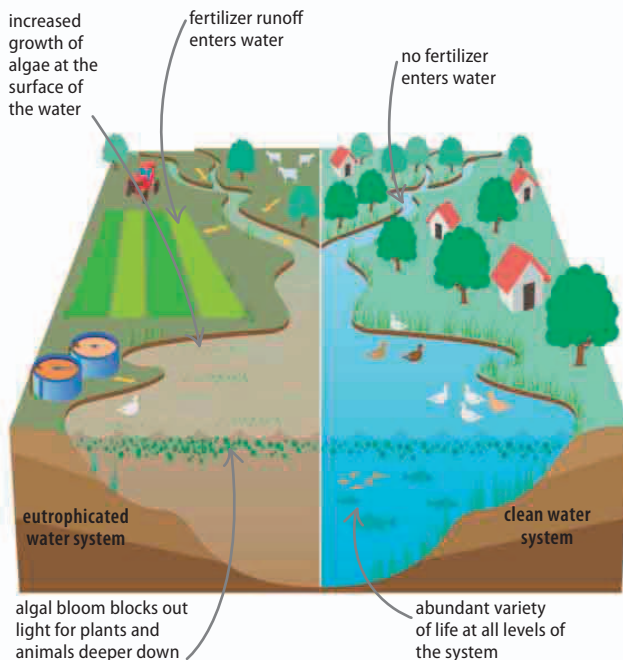
▷ Gases released

Coal-burning power plants and engines fueled by oil or gasoline release gases that can form acid rain. The rain often falls far from its source. It has many effects, including killing animal and plant life and damaging buildings.



Eutrophication

Fertilizers provide crops with nutrients such as nitrates and phosphates. These compounds boost the growth of any plant, and cause thick blooms of algae if they are washed by heavy rains into lakes and rivers. This leads to a process of eutrophication, where these blooms choke out life in the water.

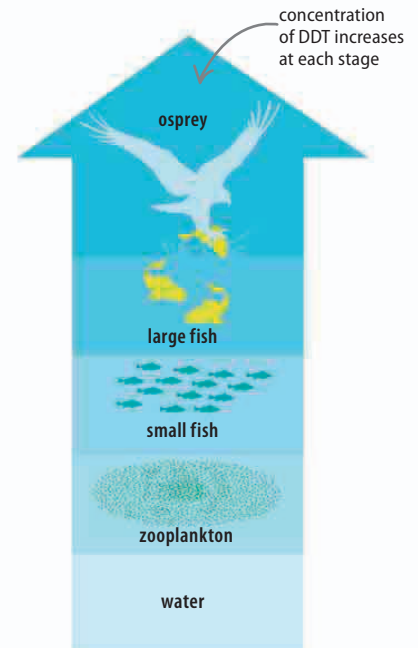


Biomagnification

Even when present in tiny amounts, some pollutants can have an impact through a process called biomagnification. When an animal cannot break down a chemical, it is stored in its body, and is passed on to any predator that eats it. The concentration of this pollutant in animal tissues increases at each stage of the food chain, reaching damaging levels in top predators.

▷ DDT disaster

The biomagnification of an insecticide called DDT nearly wiped out many birds of prey in the USA in the 1940s and 1950s. DDT was thought harmless to vertebrates, but it built up in the bodies of fish and other animals in their environments. DDT poisoning resulted in birds, such as ospreys and bald eagles, laying eggs with very thin shells, so many eggs smashed in the nest.



Human impact

ACTIVITIES BY HUMANS CAN CHANGE ECOSYSTEMS AND THE PLANTS AND ANIMALS WITHIN THEM.

SEE ALSO

◀ 74–75 Ecosystems

◀ 82–83 Adaptations

◀ 84–85 Genetics I

◀ 88–89 Pollution

Scientists know there have been five mass extinctions in Earth's history, all with natural causes. Many of today's species are becoming extinct due to human activities. Some experts think we are living through a sixth mass extinction right now.

Habitat loss

Humans have the ability to alter a habitat to suit their needs, turning natural landscapes into artificial ones, such as farmland or urban developments. The wildlife from the original habitat has been evolving for millions of years, and its species are specialized to a life within that community. They cannot survive in other habitats, and sometimes face extinction as a result.


▽ Climax habitat

Climax habitats carry the maximum number of life forms possible. This patch of tropical forest has a unique community of species.




▽ Slash and burn

Humans need places to grow crops, so they cut down the forest and burn the logs. The ash makes a nutrient-rich soil for the first crops.



▽ Fertile soil

For a few years the ashy soil makes good farmland. However, the original jungle soil beneath does not hold nutrients for long, so eventually the crop yields fall.



▽ Secondary forest

The farmers abandon this plot, and move on, leaving a new forest habitat to develop. It will never recover to its original climax state.

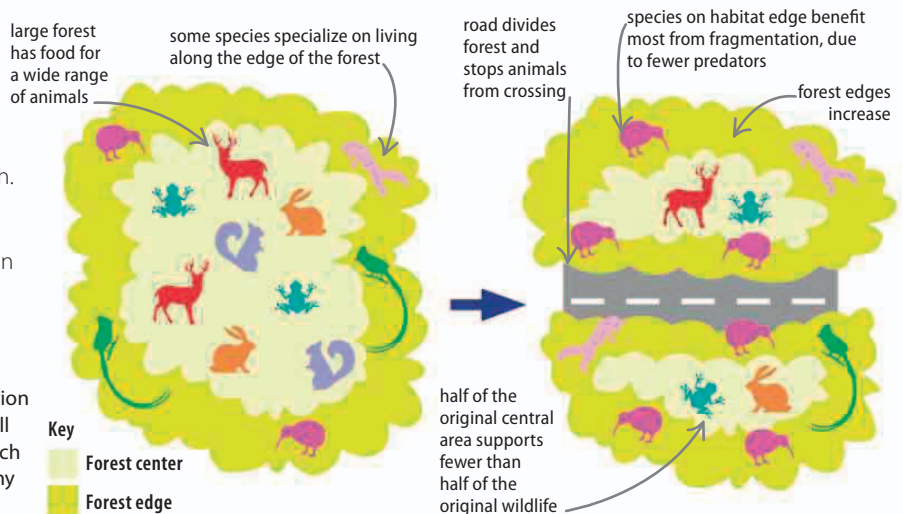


Fragmentation

Many forest animals never leave their habitat. For example, the gibbons of Southeast Asia can walk only short distances on the ground—they move about by swinging from branch to branch. Even a narrow gap in the forest, such as a road, is enough to divide forest communities permanently. Fragmentation breaks forest animals into small groups, making it harder for them to survive.

▷ Living with relatives

The biggest problems caused by fragmentation are loss of diversity and inbreeding. In a small group, every member is closely related to each other. Relatives share the same genes and any offspring tend to be weak.



Controlling pests

Pests are animals that impede human activities. They tend to be able to live in a wide variety of habitats, and can damage crops, spread disease, or infest homes. Pest control usually involves the use of chemicals, but this can cause pollution. By contrast, biological control makes use of natural predators and parasites to control pests.

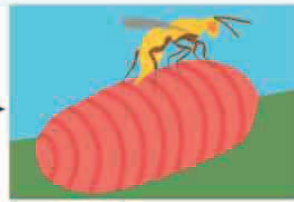
▽ Fly pests

Flies that lay their eggs in animal waste and rotting food are a serious pest in stables, farms, and sewage treatment plants. Their maggot larvae eat the waste before pupating into adults that can spread diseases.



▽ Parasitic wasp

The spalangia wasp is native to Australia, but humans use it to kill flies naturally around the world. The wasp lays its eggs inside a fly pupa. The wasp larva hatches and eats the fly pupa from the inside out.



▽ Becoming an adult

The wasp then pupates itself inside the empty fly case. When fully grown, the adult wasp bites a hole in the case and flies away. After mating, the female wasps will lay more eggs on fly pupae, until all the flies are dead.



Introduced species

As humans move around the world, they take animals and plants with them. Introducing species to new habitats can upset the balance of an ecosystem. There have been several disastrous introductions, such as the introduction of the cane toad to Australia (below), or the 60 starlings that were released in New York City, in 1890. There are now 200 million starlings in North America, which have pushed many native birds close to extinction.

Key
 Spread of cane toads today



△ Beetle pest

The grubs of a native beetle were damaging valuable plantations of sugar cane across tropical parts of eastern Australia. Farmers looked for a small predator to control the beetle numbers and protect the crops.



△ Marine toad

A large toad from South America was introduced in 1936 to tackle the beetles. It was known as the marine toad because it was tough enough to survive almost anywhere, even along the seashore.



△ Spread across Australia

The toads ate almost everything except the cane beetle, upsetting delicate ecosystems. They spread and became a major pest, renamed the cane toad. There are more than 200 million living in Australia today.

REAL WORLD

Genetic modification

Humans have been altering the genetic makeup of animals and plants for thousands of years by selectively breeding animals with desired characteristics. However, in recent years, genetic engineers have been adding completely new genes to animals in the laboratory. These fish glow in the dark because of a gene added from a bioluminescent (light-emitting) deep sea jellyfish.



Humans are the only species to live on all **seven continents**, including a permanent settlement in the Antarctic since 1956.



Chemistry

What is chemistry?

THE SCIENCE THAT DEALS WITH THE PROPERTIES OF SUBSTANCES AND LOOKS AT HOW THEY CAN CHANGE FROM ONE TYPE TO ANOTHER.


Chemistry is sometimes called the central science, because it forms the link between physics and biology. Chemistry builds on the knowledge of physics and then, in turn, is used to provide the basis for much of biology.

Understanding substances


Chemists seek to understand how the characteristics and structure of a substance, natural or artificial, can be described. What is it about water that makes it a flowing liquid, while the plastic bucket used to carry it is a rigid solid? A chemist finds the answer at the very smallest of scales. Every substance contains atoms, and the way they are arranged dictates how a substance behaves.

▽ Describing materials

Chemists have many ways of describing substances. They include the substance's state—solid, liquid, or gas—or whether it is metallic like the screw, or nonmetallic like the seashell.



water—liquid, nonmetallic



helium in balloon—gas, nonmetallic



seashell—solid, nonmetallic

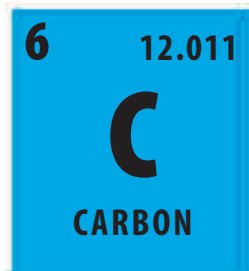


screw—solid, metallic

Elements

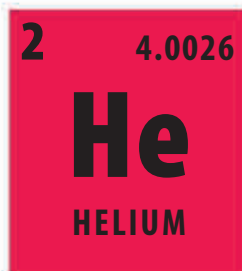
Everything in the Universe is made out of raw materials called elements. There are about 91 naturally occurring elements. Most, such as gold or mercury, are pretty rare, while others, such as carbon, chlorine, and iron, are found in great quantities. Few elements are found pure in nature; they are usually combined with other elements to form entirely different materials called compounds. (Water is a compound of hydrogen and oxygen, for example.) Compounds can be separated into their elements, but an element cannot be broken down into anything simpler.

14



carbon element

18



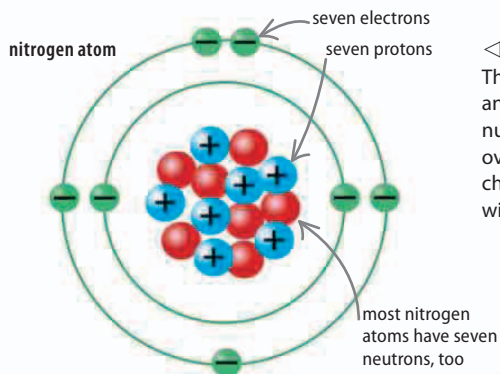
helium element

◁ Defining elements

Chemists arrange the elements in the periodic table (see pages 116–117) according to the structure of their atoms. For example, the number of electrons (one of the parts of an atom) at a certain part of the atom means carbon is in group 14 whereas helium is in group 18.

Atoms

Atoms are the building blocks of all material on Earth and out in space (as far as we know). They are not all the same. In fact, every element is made up of its own type of atom. All atoms have positively charged protons in the central nucleus. These are surrounded by negatively charged electrons. The number of electrons and protons varies from element to element and this is what gives each element its properties.



◁ Balanced charge

The number of protons in an atom always equals the number of electrons, so overall the atom has no charge. Neutrons are particles with no, or a neutral, charge.

Reactions

Chemists investigate how elements and compounds behave in reactions. During a chemical reaction, substances known as reactants are transformed into new substances called products. The reaction rearranges the atoms, breaking up the reactants and combining them in new ways to make the products. Most products are different compounds, but some may be pure elements.

sodium (a reactant) combusts when in water (the second reactant)—this reaction produces a liquid (sodium hydroxide) and a gas (hydrogen)

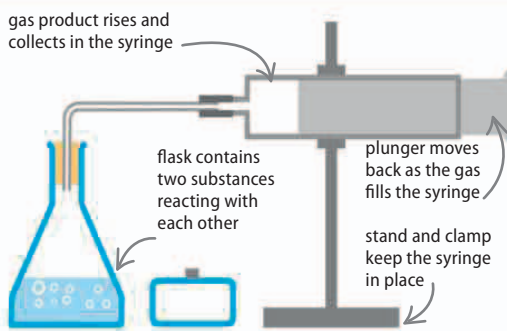


◁ Chemical energy

Reactions take in and release energy, and can be very violent events. Explosions and combustion (burning) are among the most energetic reactions.

Analysis

One role of a chemist is to use knowledge of the physical and chemical properties of different elements and compounds to figure out the content of an unknown substance. This process is called analysis. It involves using a number of tests, such as burning substance (the flame's color gives clues to its contents) or reacting it with a known compound, to see the products created.

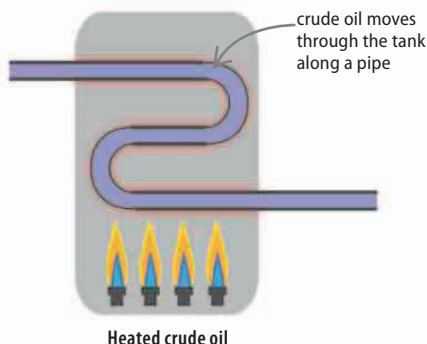


◁ Laboratory apparatus

Chemical reactions are carried out in laboratories. These science workshops contain a range of apparatus for containing and heating reactants, and collecting and measuring products.

Chemical industry

Chemistry is also used to manufacture useful substances. Manufacturing chemicals on an industrial scale is very different to making them in a laboratory. Scientists use their knowledge of what controls the speed of a reaction to come up with the best possible manufacturing process—making the most product for the least expenditure on heat and raw materials.



◁ Petrochemicals

The many hundreds of chemicals in crude oil are used as raw materials for making fuels, plastics, waxes, and medicines. The oil is heated to separate it into different materials (see page 157).

Properties of materials

SUBSTANCES CAN BE UNDERSTOOD BY OBSERVING THEIR PROPERTIES.

Every substance has its own unique set of properties—color, density, smell, and flammability. Chemists try to understand why the substances in nature have such varied properties.

SEE ALSO

Periodic table	116–117 >
Corrosion	133 >
What is mass?	172 >
Stretching and deforming	174–175 >

Mass and density

All objects have a mass: a measure of how much matter they contain. Mass is not an indicator of size. A piece of lead has more mass than an identically sized piece of polystyrene, for example. The difference in mass is due to a property known as density: a measure of how tightly packed matter is inside a substance. Density is calculated as mass divided by volume, and expressed with the units kg/m^3 —or often g/cm^3 . Lead is one of the most dense elements of all, which is why it is used in weights—a small, manageable lead object contains a lot of matter and so weighs a large amount.

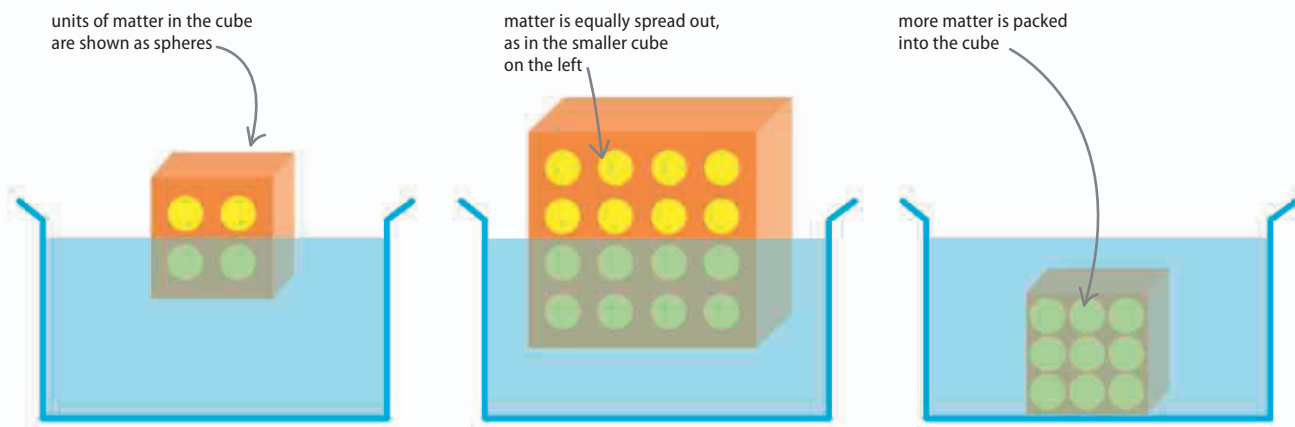
Buoyancy

The density of a substance can be tested by putting it in water. If an object has a density higher than water, it will sink; if it is less dense than water, it will float.

REAL WORLD

Physical versus chemical

The spokes of this bike are bent. The bending is due to the physical properties of the metal. Physical properties do not change the substance (in this case, metal). Some parts of the bike have rusted. The rusting is due to the chemical properties of the metal. Chemical properties relate to how the substance changes into other materials (rust) when it reacts with other substances (air and water).



△ Low-density object

This cube is less dense than water. The matter in the cube is spread out more than the matter in water, so it weighs less than an equal volume of water.

△ Larger object

This cube is made of the same material as the first, only it has four times the volume—and weighs four times as much. So it has the same density as the first and floats.

△ High-density object

This cube is the same size as the first cube, but has a higher density. In this case, the cube weighs more than the same volume of water, so it sinks.

Comparing properties

Substances can be described and identified in terms of their properties. Chemists compare the properties of materials to find similarities and differences between them. Then they can start to investigate why these similarities and differences exist.

Substance	Floats in water?	Color	Transparency	Luster	Solubility	Conductivity	Texture
copper	no	red	opaque	shiny	in acid	conductor	smooth
natural chalk	no	white	opaque	dull	in acid	insulator	powdery
pencil lead (graphite)	no	black	opaque	shiny	no	conductor	slippery
pine wood	yes	brown	opaque	dull	only in special solvents	insulator	fibrous
salt crystals	no	white	translucent	shiny	in water	insulator when solid	gritty
glass	no	various	varies	shiny	only in special solvents	insulator	smooth
talc	no	various	opaque	waxy	in acid	insulator	greasy
diamond	no	various	transparent	sparkling when cut	no	insulator	smooth

Hardness

The hardness of a substance is normally measured on the Mohs scale, named after its inventor Friedrich Mohs. The scale is based on ten “guide” minerals, which all occur naturally in rocks. The hardness of a substance is measured in comparison with these guides. A material is harder than another when it can leave a scratch on it. For example, a piece of ordinary glass can scratch apatite but not orthoclase, and so its hardness is somewhere between 5 and 6.

▷ Mohs scale

The Mohs scale is only a comparative measure of hardness. In reality, a diamond is not ten times harder than talc. However, the Mohs scale is the preferred measure because it gives meaningful results using a quick and simple method.


1	talc	
2	gypsum	
3	calcite	
4	fluorite	
5	apatite	
6	orthoclase	
7	quartz	
8	topaz	
9	corundum	
10	diamond	

Chemical properties

A substance can be described in terms of its chemical properties. It could be an element (a pure substance that cannot be reduced into simpler constituents), a compound (a combination of two or more elements), or be described as a metal, nonmetal, or semimetal. Chemists also look at a substance’s chemical behavior, cataloguing its reactions and analyzing the products. A full set of properties—chemical and physical—can belong only to one substance.

▷ Reactivity series

Every element has a certain reactivity, which is part of its chemical behavior. Common metals are often ordered by how reactive they are. This is called the reactivity series. Metals at the top are most reactive. Potassium is so reactive that it is rarely found on its own. If two metals are competing to bond with another element, the one higher up the scale would win.



States of matter

THERE ARE THREE MAIN STATES OF MATTER: SOLID, LIQUID, AND GAS.

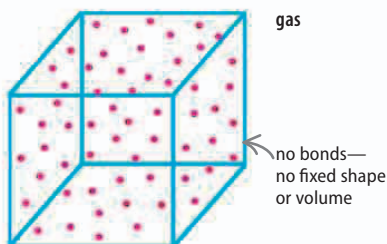
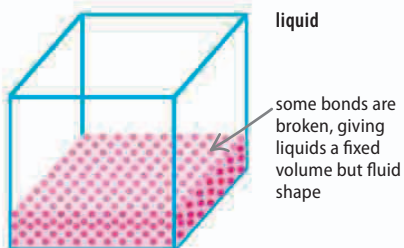
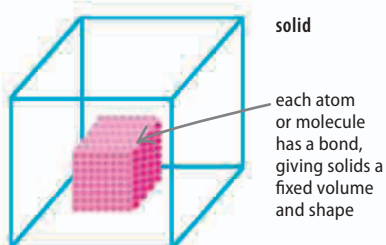
What sets each state apart is how the atoms and molecules (groups of atoms) are bonded together. This bonding is determined by factors such as temperature and pressure.

SEE ALSO

Changing states	100–101 ›
Gas Laws	102–103 ›
Intermolecular forces	115 ›
Water	142–143 ›
Stretching and deforming	174–175 ›
Heat transfer	188–189 ›

Physical difference

A solid that is melting into a liquid or boiling into a gas is changing physically. However, all three states share the same chemical formula.

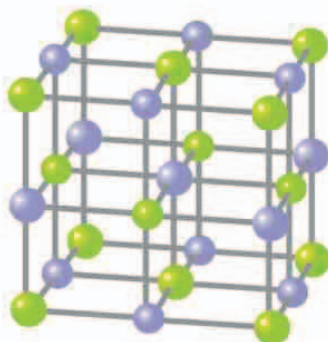


△ Solid, liquid, gas

As a substance gets warmer, its molecules break bonds. The substance's structure becomes more chaotic, and changes state, from a solid to a liquid to a gas.

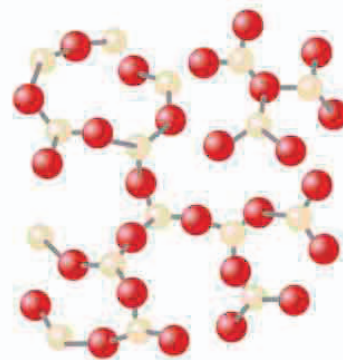
Solids

A solid is the most ordered state of matter, with every atom or molecule connected to its neighbors, forming a fixed shape with a fixed volume. Solids are either crystalline, with their units built up in repeating units, or amorphous, with the units grouped together randomly.



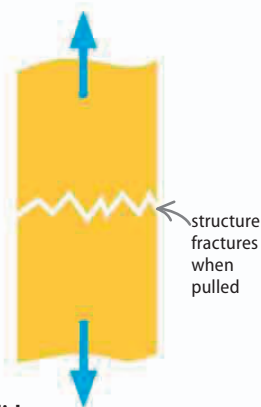
△ Crystalline halite

Large crystals of common salt are called halite. The crystal is made up of sodium and chlorine atoms arranged in a cube.



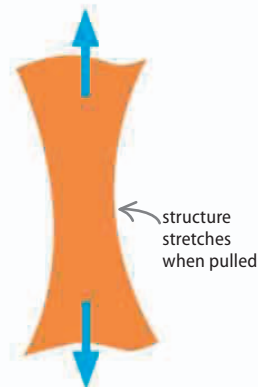
△ Amorphous silica

Glass is silica, the same material found in sand. It has an amorphous structure, with the units arranged randomly.



△ Brittle solid

In a brittle solid, the particles are held in a crystalline structure. Small forces do not alter the solid, but a force stronger than the bonds between the molecules can break it.

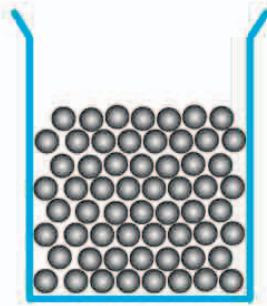


△ Ductile solid

Metals and some other solids can be pulled into a wire without breaking. This is because their molecules are held in an amorphous structure and can slide past each other.

Liquids

In a liquid, most of the atoms and molecules are still bonded together, but about one in ten of the links between them is broken. As a result, a liquid still has a more or less fixed volume and density—squeezing it does not really reduce its volume much. However, the constituents of the liquid are freer to move around than in a solid. Liquid can flow down slopes under the force of gravity, and take on the shape of any container it is poured into.



◁ Liquid metal

Mercury is the only metal that is liquid at room temperature. This is because its atoms form only weak bonds with each other.

◁ Viscosity

How a liquid flows is called its viscosity. When molecules are often blocked from moving past each other, the liquid is viscous (thick) and flows slowly. In low-viscosity liquids, molecules move around with little resistance.



honey is very viscous and flows slowly



oil is less viscous, but does not splash much



water has low viscosity, and drips and splashes easily

REAL WORLD


Plasma

The aurora, or Northern Lights and Southern Lights, are an example of a fourth state of matter: plasma. Plasma is a mixture of high-energy charged atoms and smaller subatomic particles. The aurora is formed by plasma streaming from the Sun being trapped in the Earth's magnetic field. It crashes into the atmosphere over the polar regions, creating the amazing light show.



Gases

In a gas, there are no bonds at all between the atoms or molecules. The units are free to move independently of each other in any direction. As a result, a gas has no fixed shape or volume and can be squeezed into a small space or spread out to fill a container of any shape. Like a liquid, it can also be made to flow from one place to another.



▷ Helium

Helium is made up of just single atoms. As they move around, the atoms bounce off each other and the sides of the container.

Changing states

MATTER CHANGES FROM ONE STATE TO ANOTHER ACCORDING TO TEMPERATURE AND PRESSURE.

Every substance has a standard state. This is its state (solid, liquid, or gas) at 25°C (77°F)—just above room temperature. Increasing or decreasing that temperature eventually leads to a change in state.

States and energy


Changes in state are the result of energy being added to or removed from a substance. Taking energy from a gas results in it becoming a liquid and then a solid. Adding energy has the reverse effect. The energy within a substance makes its basic units—atoms or molecules—vibrate (wobble). This vibration, called internal energy, is measured when temperatures are recorded.

SEAgel is a spongelike solid made from seaweed. It is so light that it floats in thin air!

REAL WORLD

Salting ice

Adding salt to ice lowers the melting point of water by a couple of degrees. Salting roads in winter stops dangerous sheets of ice from forming—although if the conditions are well below 0°C (32°F) the water will still freeze. The salt dissolved in the water gets in the way of the water molecules, making it harder for them to form all the bonds they need to become ice.



SEE ALSO

◀ 96–97 Properties of materials

◀ 98–99 States of matter

Convection currents

189 ▶

▷ Melting and boiling point

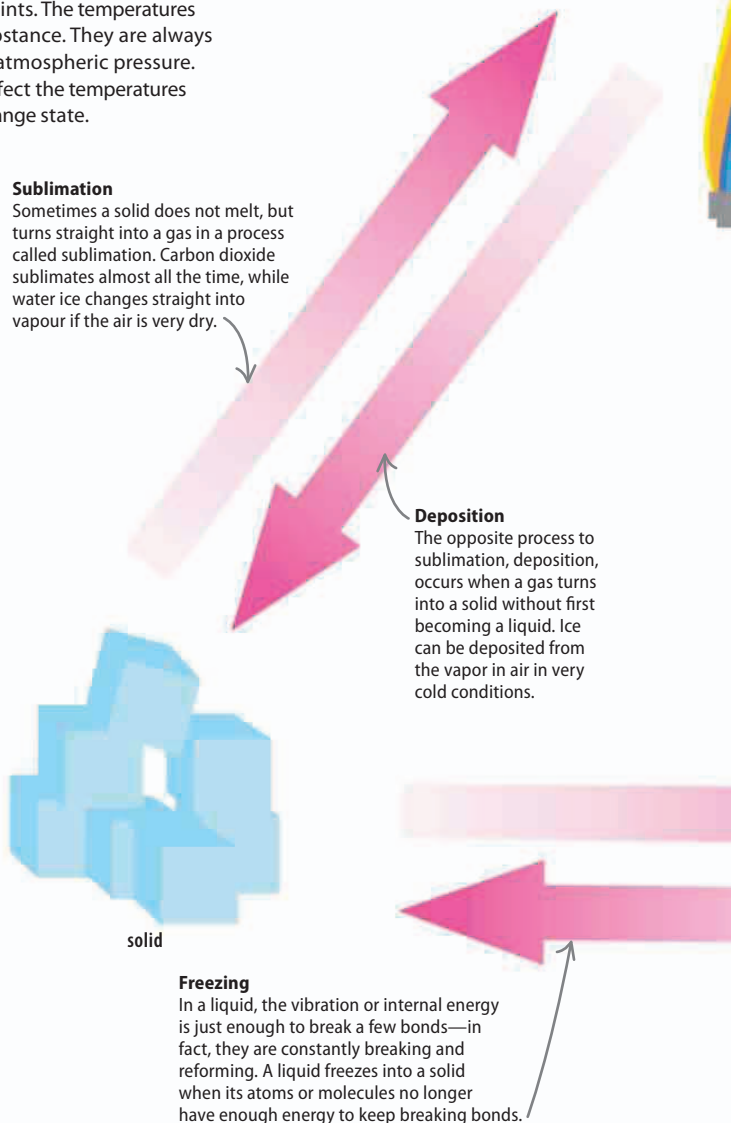
The temperatures at which a solid changes into a liquid or gas are called, respectively, the melting and boiling points. The temperatures are specific to each substance. They are always measured at standard atmospheric pressure. Changes in pressure affect the temperatures at which substances change state.

Sublimation

Sometimes a solid does not melt, but turns straight into a gas in a process called sublimation. Carbon dioxide sublimates almost all the time, while water ice changes straight into vapour if the air is very dry.

Deposition

The opposite process to sublimation, deposition, occurs when a gas turns into a solid without first becoming a liquid. Ice can be deposited from the vapor in air in very cold conditions.

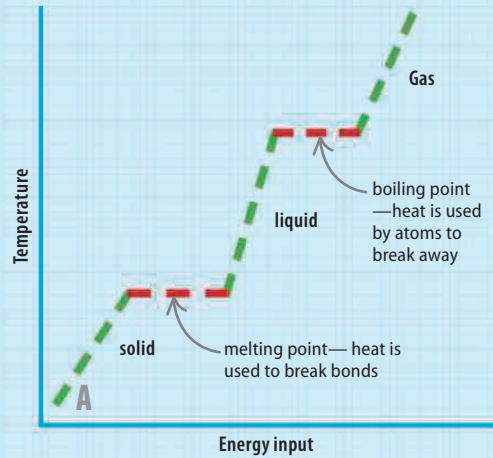


Latent heat

Energy cannot be created from nothing, nor can it be made to disappear. So when a substance is condensing or freezing, rearranging its units into a lower-energy state, the unneeded energy is given out, warming the surroundings as latent heat. The same amount of heat moves the other way, from the surroundings to the substance, when it is boiling or melting and moving to a more energetic state.

▷ Constant temperature

This graph shows that the temperature stays constant at the melting and boiling points (when the change of state is taking place). The increase or decrease of energy at these points is the latent heat.



Changing states in mixtures

Mixtures contain ingredients that have different melting and boiling points. When a solid is dissolved in a liquid, such as the salt in seawater, the mixture looks and behaves like a liquid. However, when it is heated to boiling point, the mixture separates—the water evaporates, leaving behind the solid salt (which melts at a much higher temperature).



▷ Melting mixtures

A chocolate chip ice cream is a mixture of ice, cream, and bits of chocolate. All of this is solid when the ice cream is served, but the ice and cream soon melt. The chocolate stays solid for longer, however.

gas

Condensation

The reverse of boiling, condensation, occurs when gas molecules are unable to escape and form bonds with other molecules that pass close by. Gradually the molecules gather together into larger droplets of liquid.

Boiling

A liquid boils into a gas when it has enough energy to break all of its bonds. Instead of vibrating around a fixed point, the molecules of gas are free to move in any direction.

liquid

Melting

The vibrations in solids are too weak to break the bonds connecting them. The solid melts only when its units have enough energy to break a few of the bonds and become a liquid. Substances with high melting points have strong bonds connecting their units, and so need a lot of heat energy to break them.

Gas laws

THE GAS LAWS STATE HOW GASES RESPOND TO CHANGE.

The three laws relate the movements of molecules in a gas to its volume, pressure, and temperature, and state how each measure responds when the others change. Each gas law is named after its discoverer.

SEE ALSO

◀ 28–29 Respiration

◀ 99 Gases

Pressure 141 ▶

Pressure 184–185 ▶

Boyle's law

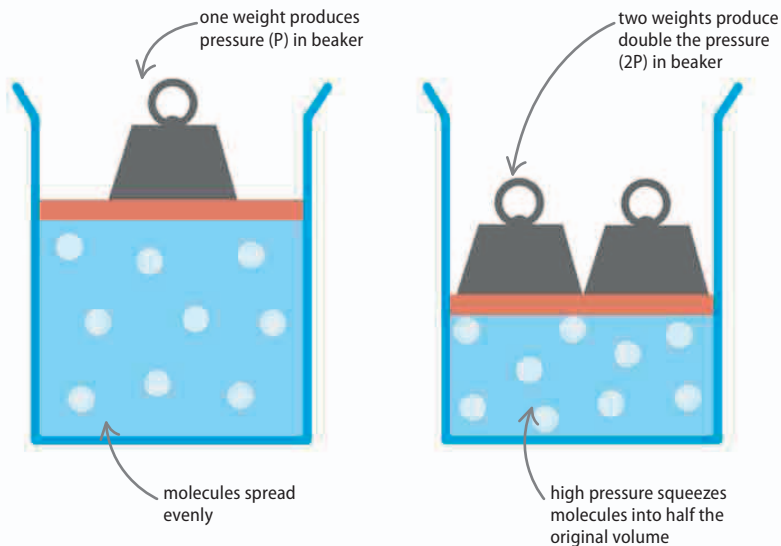
This law is named after Robert Boyle, who lived in Britain and Ireland in the 17th century and was one of the world's first chemists. His law states that if the temperature of a gas stays the same, then its volume is inversely proportional to its pressure. In other words, forcing a gas into a smaller volume results in it exerting a higher pressure.

P stands for "pressure" this sign means "proportional to" V stands for "volume"

$$P \propto 1/V$$

△ Equation for Boyle's law

This equation shows the relationship between a gas's pressure and its volume. Increasing the pressure decreases the volume.



△ Diffusion

The molecules in the gas spread out evenly to fill any container. This is called diffusion and means that molecules tend to move away from places where they are highly concentrated.

△ Pressure

The force exerted on an area (its pressure) is caused by molecules in the gas hitting the inside of the container. Reducing the volume gives the molecules less room to move. They hit the sides more frequently, increasing the pressure.

REAL WORLD

Avogadro's law

There is a fourth gas law, which, although unrelated to the other three, was set out by the Italian Amedeo Avogadro (right) in 1811. It states that equal volumes of all gases at the same temperature and pressure contain the same number of molecules. Therefore a flask of hydrogen can contain the same number of molecules as an identical flask of oxygen, despite weighing a lot (16 times) less.



Robert Boyle was an alchemist and discovered his law while he was searching for a way to turn lead into gold.

Charles's law

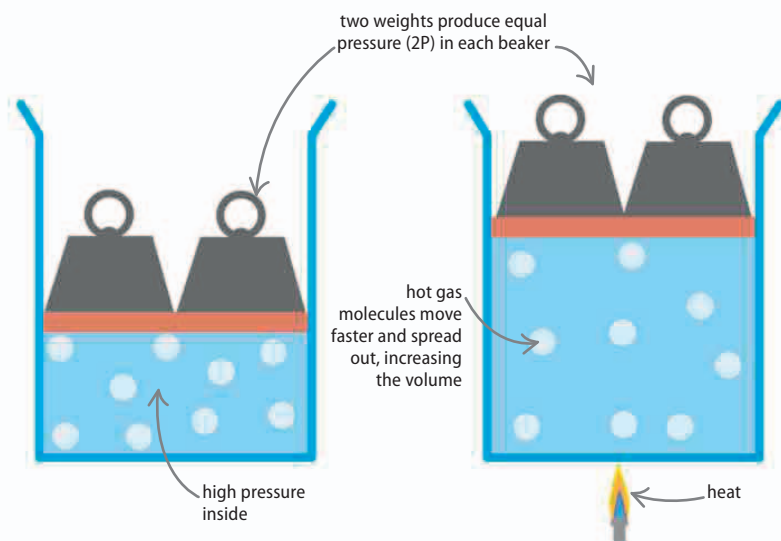
This gas law, which is attributed to the French scientist Jacques Charles, states that the temperature of a gas is proportional to its volume. So if the gas is held in a container with an adjustable volume—a gas syringe, for example—increasing the temperature of the gas results in an increase in its volume.

V stands for "volume" T stands for "temperature"

$$V \propto T$$

△ Equation for Charles's law

This equation shows the relationship between a gas's volume and its temperature. Increasing the temperature increases the volume.



△ Temperature

Temperature is a measure of heat energy: the motion of a gas's molecules. Increasing the temperature of the gas increases the rate at which its molecules move.

△ More motion

Faster molecules hit each other and the container walls more often. If one wall is moveable, these impacts will push it outward, increasing the volume of the container.

Gay-Lussac's law

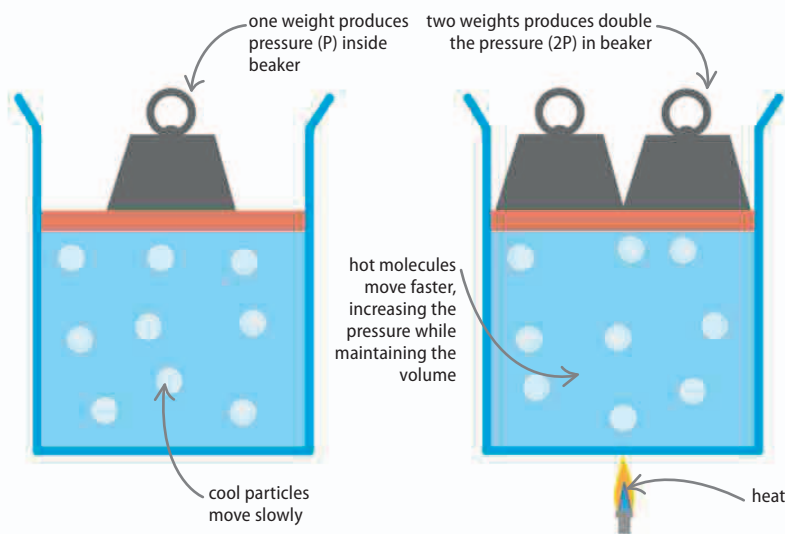
Named after French scientist Joseph Louis Gay-Lussac in 1808, this was the last of the three main gas laws to be formulated. It states that for a fixed volume of gas, the pressure is proportional to its temperature. In other words, when the temperature of a gas is increased, it also exerts a higher pressure. Similarly, squeezing a gas into a smaller volume increases its pressure (as per Boyle's law) and also raises the gas's temperature.

P stands for "pressure" T stands for "temperature"

$$P \propto T$$

△ Equation for Gay-Lussac's law

This equation shows the relationship between the pressure of a gas and its temperature. Increasing the temperature increases the pressure.



△ Fewer collisions

The molecules in the cool gas move slowly and they hit the sides of the container infrequently. These few, weak collisions combine to create a low gas pressure, overall.

△ More collisions

As the gas is heated, the molecules move around faster and hit the sides of the container more often and with greater force. Thus the pressure goes up.

Mixtures

A MIXTURE IS A COMBINATION OF SUBSTANCES THAT CAN BE SEPARATED BY PHYSICAL MEANS.

Mixtures are classified as solutions, suspensions, or colloids based on particle size. The substances in a mixture are not chemically linked.

SEE ALSO

Separating mixtures	106–107 >
Compounds and molecules	110–111 >
Water	142–143 >

Uneven and even

Every mixture has at least two ingredients. The first ingredient is known as the continuous medium. Into this, the second ingredient, known as the dispersed phase, is mixed. In an even or homogeneous mixture, the particles of the dispersed phase are evenly distributed among the molecules of the continuous medium, so the concentrations of each ingredient are constant. In an uneven or heterogeneous mixture, the dispersed phase is concentrated in some places and not in others. Some substances, normally liquids, cannot be mixed together because their molecules repel each other—they are described as immiscible.

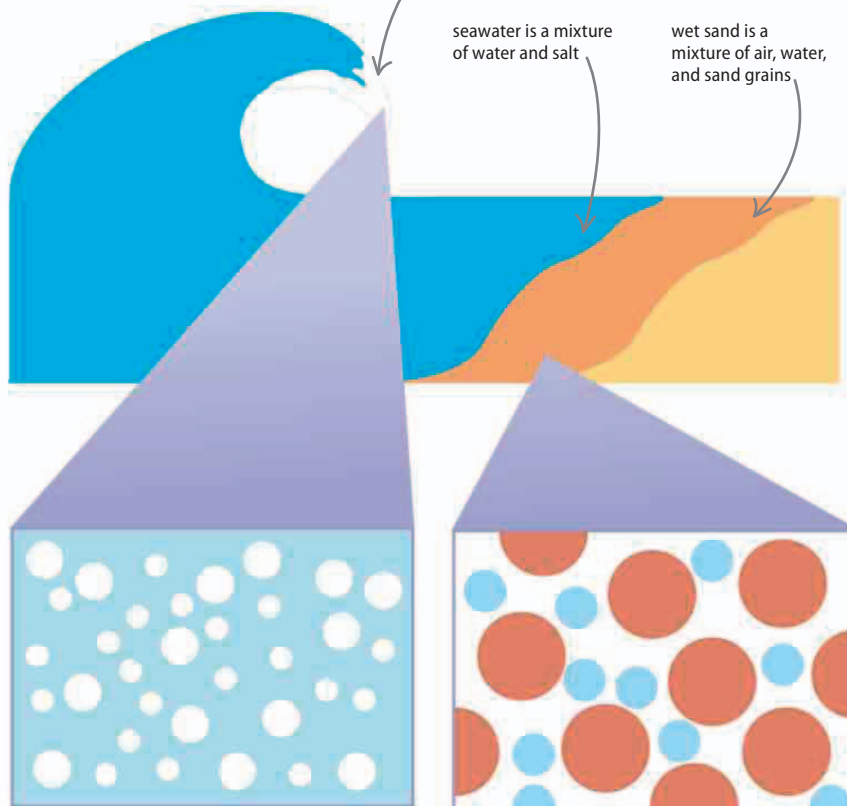
▽ Seawater

In seawater, the water is the continuous medium, while salts—chiefly sodium chloride—form the dispersed phase. The salt mixes so thoroughly that it dissolves and disappears from view.

foam is a mixture of air bubbles and water

seawater is a mixture of water and salt

wet sand is a mixture of air, water, and sand grains



REAL WORLD

Lava lamp

A lava lamp makes use of two immiscible liquids. The clear liquid is a mineral oil, while the colored “lava” is a wax. When the lamp is turned on, light heats the wax, reducing its density so it begins to rise up into the oil. The wax does not mix, however, and the colored bubbles rise and fall.



△ Foam

The foam of a breaking wave is a heterogeneous mixture of air bubbles and water. The white appearance of the mixture is different from those of both the constituents.

△ Wet sand

The sand grains are much larger than the water molecules around them so they remain distinct and are visible when viewed close up. As the mixture dries, the water is replaced by air.

Solutions

A homogeneous mixture is often referred to as a solution. The continuous medium is the solvent, and the dispersed phase is the solute. The solute disappears after it dissolves, although the color of the solvent may change.

Key




SOLUTIONS			
Solvent	Solute	Solution	Description
helium	oxygen	deep-sea breathing gas	helium replaces other gases in the air
air	water	humid air	occurs on warm but damp days
air	smoke	smog	air pollution
water	carbon dioxide	soda water	fizzy water used in sodas
water	ethanoic acid	vinegar	sharp-tasting cooking ingredient
water	salt	seawater	salty water
palladium	hydrogen	palladium hydride	high-tech alloy used in industry
silver	mercury	amalgam	soft alloy used in dental fillings
iron	carbon	steel	high-strength alloy used in construction

Suspensions

A common type of heterogeneous mixture is a suspension. In contrast to solutions, where the solute breaks up into tiny particles, the particles of the dispersed phase are considerably larger than those of the continuous medium—at least one micrometer across. Everyday examples include the dust carried in wind, tiny droplets in the gas of an aerosol spray, or silt in river water.


▽ Hanging around

The particles of the dispersed phase are suspended—they are too small to sink quickly. There are three ways that the mixture can separate.




△ Creaming

If the suspended particles are less dense than the continuous phase, they will float. The particles will sit at the surface like cream floating on top of a cup of coffee.



△ Sedimentation

If the particles are denser than the continuous phase, they will sink. The particles will form a sediment, or layer, at the bottom of the mixture.



△ Flocculation

Sometimes the particles will clump to form larger particles, or flocs. Flocculation happens when the conditions change, or another substance is added to the mixture.

Colloids

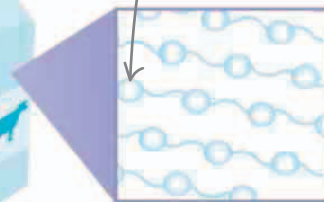
A colloid is a mixture that is halfway between a solution and a suspension. The dispersed phase appears to be evenly distributed to the naked eye, but at a microscopic level the two constituents remain heterogeneously mixed. Ice cream, fog, and milk are examples of colloids.

▷ Cloud

A cloud is a colloid of liquid water droplets mixed into air. If the droplets grow beyond a certain size, they fall as rain.



fat and water are immiscible (they won't mix), so the fat forms tiny blobs



▷ Milk

Milk is a colloid of fat in water. Colloids are often white, because the larger size of the dispersed phase causes light to scatter when it passes through the mixture.

Separating mixtures

MIXTURES ARE MADE UP OF SEPARATE SUBSTANCES.

The constituents of mixtures are not chemically joined. Since they remain distinct substances, they can be separated using only physical means. The precise method depends on the type of mixture.

SEE ALSO

◀ 34–35 Waste materials

◀ 104–105 Mixtures

Refining metals

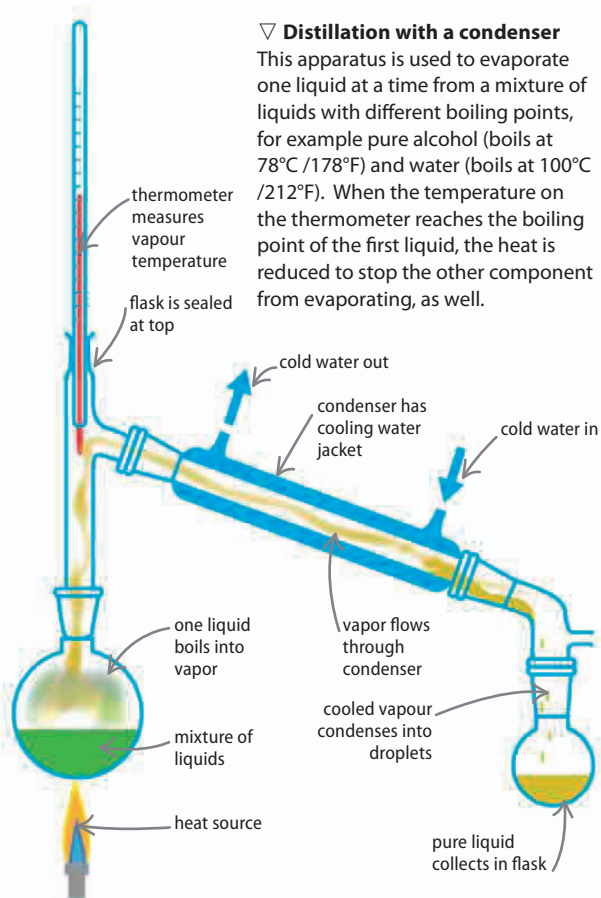
152–153 ▶

Crude oil distillation

157 ▶

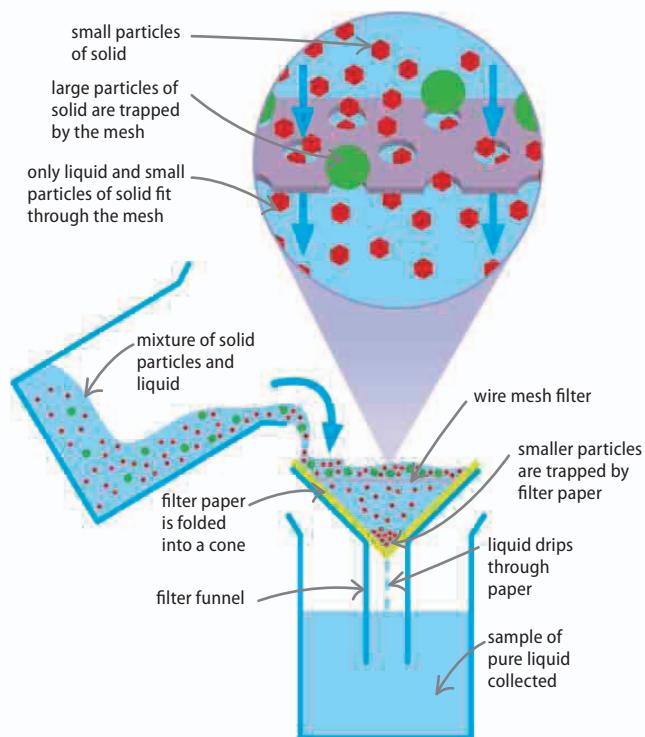
Liquid mixtures

Dissolved solids can be separated by evaporating away the liquid solvent, leaving crystals of solid behind. This is how salt is separated from seawater. Collecting a pure sample of the solvent is more complicated. The vapor passes through a condenser, where it is cooled back into a liquid. A condenser is also used in distillation, which separates a mixture of two or more liquids.



Filtration

Silt in river water is an example of an uneven mixture—large, heavy solids are mixed into a continuous medium of much smaller particles. This kind of mixture can be separated using filters. A filter is a material that allows the smaller particles through but blocks the progress of the larger ones. Most laboratory filters are made from paper, but wire meshes can be used too.



△ Double filter

The experiment above uses two different filters to separate out two different-sized constituents. Water and small particles pass through the first filter, made of wire mesh, but larger particles are trapped. The smaller particles are trapped in the second filter, made of paper, leaving just the pure liquid to drip into the beaker.

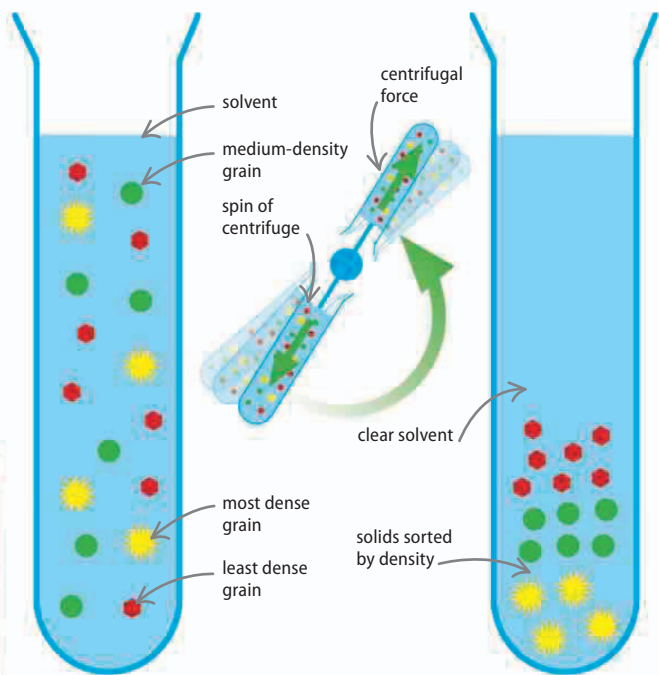
Centrifugal force

Another way to separate an uneven mixture is by using a centrifuge. In a suspension, the solid particles are often still too small to sink to the bottom under the pull of gravity alone. So the mixture is spun around at high speed, creating a centrifugal force that pushes the solid material down to the bottom of the test tube.

REAL WORLD

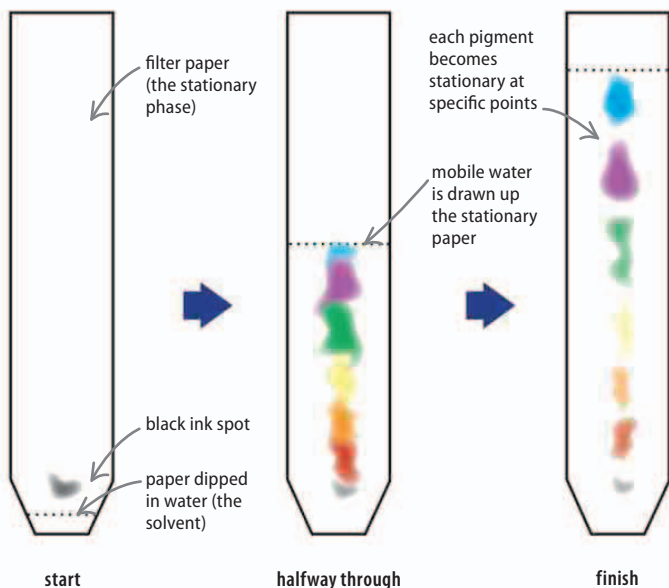
Butter churn

Butter is made by separating the solid fats from the liquid component in milk. This is done by mechanical disruption. The mixture is churned (spun) and this makes the blobs of fat stick together. The fat blobs get bigger and bigger until they separate from the water. The products from the churning are butter and buttermilk—a thinner, lower-fat liquid.



△ Sorting mixtures

The centrifugal force has the strongest effect on the densest particles in the mixture, so these move to the bottom fastest. This phenomenon can be used to sort suspended particles or grains—the densest ones form the lower layer, with successively less dense particles layered on top.



Chromatography

When the components of a mixture have the same particle sizes or similar boiling points, they are separated by chromatography. The mixture is dissolved in a solvent. The solvent, known as the mobile phase, is then drawn through a substance known as the stationary phase, often filter paper. The mobile phase moves forward, but each component in the mixture moves through the stationary phase at a different speed. As a result, each component becomes fixed in the stationary medium at a different point, forming separated samples of each substance.

◁ Separating black ink

Black ink is a mixture of colored pigments in water. These can be separated using chromatography. The word means “writing with color,” and the drop of ink forms bands of its individual color components.

Elements and atoms

EVERYTHING IS BUILT FROM ELEMENTS AND ATOMS.

In ancient times, people believed that our world was made from just a few elemental substances: earth, air, fire, and water. Chemists now know that it is made from 90 naturally occurring elements.

What is an element?

An element is a substance that cannot be broken down into simpler constituents. Therefore a pure sample of an element is made entirely from one type of atom. The structure of that atom defines the element's physical and chemical properties.

<p>Atomic number Every element has a unique atomic number, which is the total number of protons in the atom.</p>	<p>Atomic mass Atomic mass is the mass of protons, neutrons, and electrons in the atom. The number is shown as an average of all isotopes (see pages 111 and 169).</p>
<p>Chemical symbol Every element is abbreviated using a unique symbol of one or two letters. Mostly these relate to the English names, so H is for hydrogen and Cl is for chlorine. A few are based on other languages, for example iron is Fe, from the Latin word "ferrum."</p>	<p>Name Many element names are very old. Newer ones are agreed by an international committee. Chlorine is named after khloros, the Greek word for "greenish yellow" (the gas's color).</p>

SEE ALSO

◀ 78–79 Cycles in nature	
Octet rule	112 >
Periodic table	116–117 >
Size of atoms	118 >
Inner and outer electrons	124 >
Inside atoms	168–169 >

REAL WORLD

Hennig Brand

The German Hennig Brand is the first historical figure known to have discovered a new element. In 1669, he found phosphorus after investigating the substances in his urine. The phosphorus glowed in the dark, making Brand think he had found a magic material.



Atomic structure

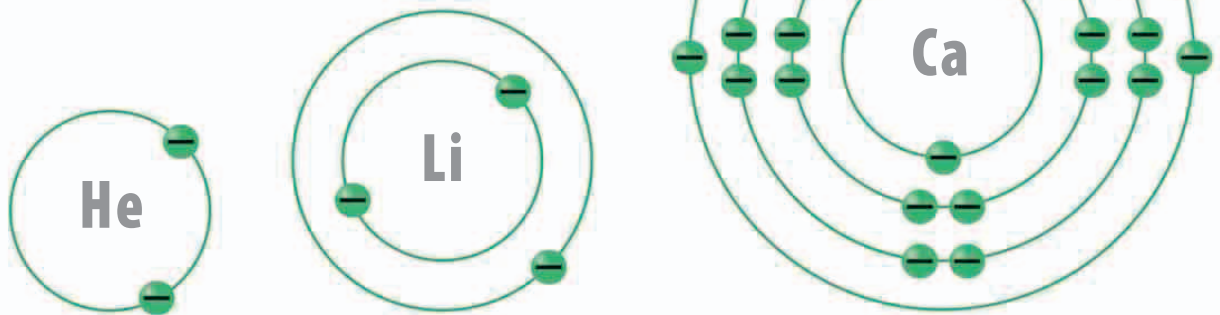
An atom is made up of positively charged protons and negatively charged electrons. The atoms of every element have a specific number of protons. Protons have a positive charge, but atoms are always neutral because the protons are balanced by an equal number of negatively charged electrons.

<p>Proton A proton is a positively charged particle that sits in the nucleus.</p>	<p>Nucleus All atoms, except hydrogen atoms, have neutrons as well as protons in their nucleus.</p>	<p>Neutrons Neutrons are neutral particles that have no charge.</p>
<p>Electron shell The electrons are arranged in shells, or energy levels, around the nucleus.</p>	<p>Electrons An electron is a negatively charged particle that sits in the electron shell.</p>	
<p>1 H △ Hydrogen With one proton and one electron, hydrogen atoms are the smallest, lightest, and simplest of any element.</p>	<p>7 N △ Nitrogen Nitrogen atoms have seven protons and seven electrons. Most nitrogen atoms also have seven neutrons.</p>	

Electron configurations

As the atomic number increases, atoms get heavier and larger, because the electrons are arranged in shells positioned farther and farther out from the nucleus. The first shell can hold two electrons and the second can hold eight. Once the third shell has eight, the fourth shell starts to fill up, although in some cases these shells can hold many more than eight electrons (see page 124).

Shell shape
In reality the electron shells are not round. Scientists draw them like this so they are easy to see and compare.



2 He **△ Helium**
With an atomic number of 2, helium has two protons and therefore two electrons in a single shell.

3 Li **△ Lithium**
Lithium has an atomic number of 3. The first electron shell is full, so the third electron sits in another shell.


20 Ca **△ Calcium**
With an atomic number of 20, the electrons in a calcium atom are arranged over four shells.

Outer shell

The electrons in an atom's outer shell are the ones that form bonds with other atoms and become involved in chemical reactions. So the number of outer electrons in an atom is a strong indicator of an element's physical and chemical properties. Atoms react with each other to achieve a full outer shell and therefore become more stable. The diagrams below show only the outer shell of each atom.

▽ Octet rule

Atoms need to have eight electrons in their outer shell to become stable. This is called the octet rule. They must either gain electrons to reach eight, or lose electrons so that the next shell down—which will be full—becomes their outer shell.



11 Na **△ Sodium**
A sodium atom has just one outer electron. To get a full outer shell, it must give that electron away.

13 Al **△ Aluminum**
An aluminum atom has three outer electrons. It has to lose all of these to become stable.

17 Cl **△ Chlorine**
A chlorine atom has seven outer electrons. It has space for one more, which would fill its outer shell.

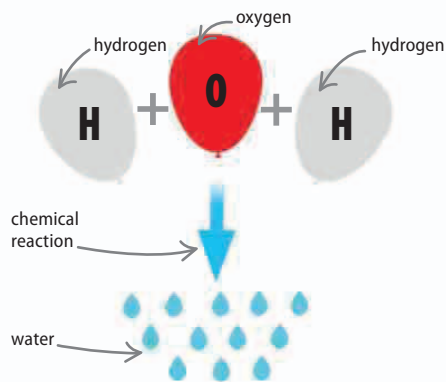
Compounds and molecules

ATOMS JOIN TOGETHER TO FORM COMPOUNDS AND MOLECULES.

Few elements exist naturally in their pure form. Gold is one example. Most other elements form compounds, when their atoms bond with those of other elements.

What is a compound?

Almost all everyday items are made up of chemical compounds, from the water coming out of the tap to the minerals in bricks and stones to the substances in the human body. A compound is a single substance made up of the atoms of two or more elements, which are chemically connected or bonded. This differentiates a compound from a mixture, which is made up of two or more separate substances.



SEE ALSO

◀ 104–105	Mixtures
◀ 108–109	Elements and atoms
ionic bonding	112–113 ▶
Covalent bonding	114–115 ▶

◁ Fixed ratio

A compound's constituent elements have a fixed ratio. Water (H_2O) has two parts of hydrogen (H) for every part of oxygen (O).

◁ Chemical reactions

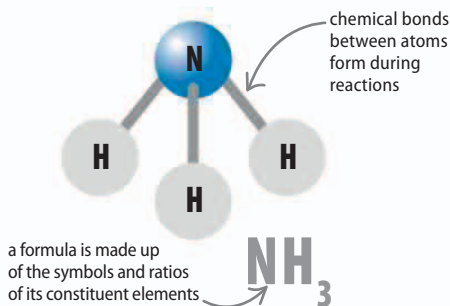
A compound can only be formed when elements, or other compounds, react with each other.

◁ Different properties

A compound's properties are different to those of its constituent elements. Water is a liquid, for example, that is made up of two gases.

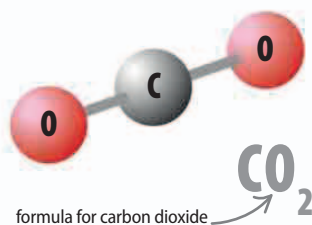
Molecules

A molecule is the smallest unit of a compound. Breaking the molecule down into simpler constituents would result in the compound ceasing to exist. The atoms in a molecule are connected by chemical bonds. The arrangement and strength of the bonds gives the molecule a certain shape.



△ Ammonia

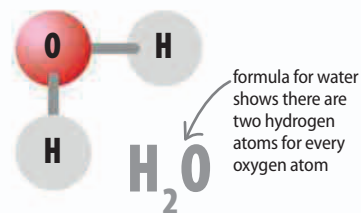
The molecules of this compound have a single nitrogen atom (N) bonded to three hydrogen atoms (H). Together they form a tetrahedron.



△ Carbon dioxide

As its name suggests, this compound has one carbon atom (C) bonded to two oxygen atoms (O). The three atoms form a straight molecule.

At very high pressures, oxygen molecules transform into an eight-atom version that is bright red.



△ Water

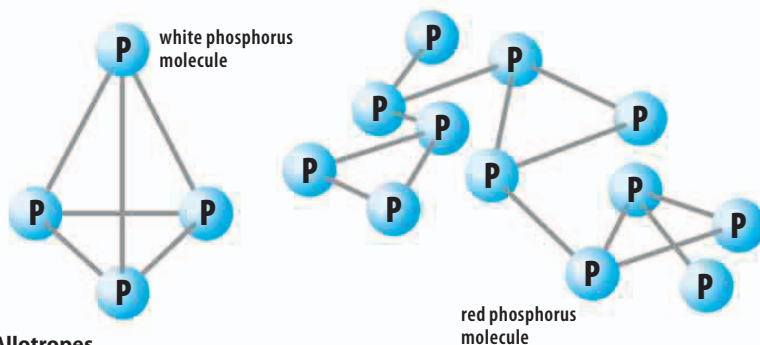
Common compounds such as water have nonscientific names. Others, such as carbon dioxide, are named according to the elements they contain.

Molecular elements

Atoms get involved in reactions and form molecules to become more stable. So even when they are pure, most elements do not exist as single unbonded atoms. However, the molecules they form consist of only one type of atom.

▷ Increased stability

The oxygen in the air exists as a molecule of two oxygen atoms (O_2). When bonded together, the oxygen atoms are in a more stable state.

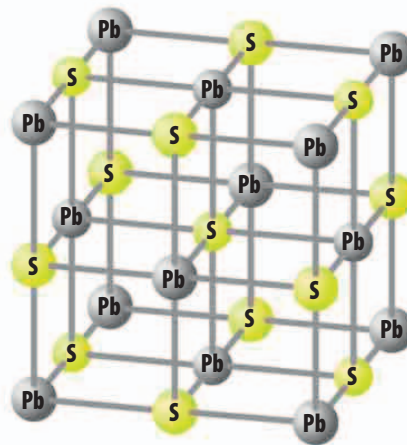


△ Allotropes

Some elements can form more than one shape of molecule and each form is called an allotrope. Phosphorus (P) has red and white allotropes. The red allotrope has stronger bonds and is more stable than the white one, which reacts very easily—even burning on contact with air.

Crystals

A crystal forms when the large numbers of molecules of an element or a compound are all joined together in a repeating pattern. For example, a diamond is a form of carbon made up of repeating tetrahedral units.

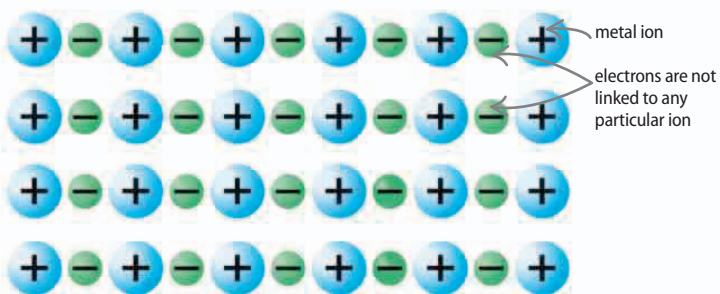


△ Galena

Galena is a compound of lead (Pb) and sulfur (S). Its formula is simply PbS and the lead and sulfur atoms form a cube of atoms. A galena crystal is made up of these cubic units.

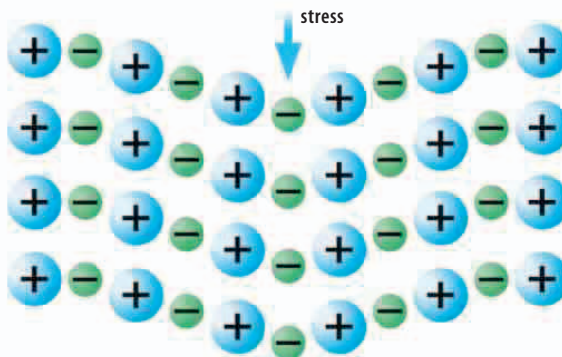
Metallic bonds

Metal atoms lose their outer electrons easily, forming positively charged ions (see page 112) surrounded by a sea of shared electrons. The attraction between the negatively charged electrons and positively charged ions creates metallic bonds that “glue” the structure together.



▽ Strong material

The free electrons are shared by all neighboring ions and can slide past each other. This means that metal objects can be deformed, or bent, without breaking.



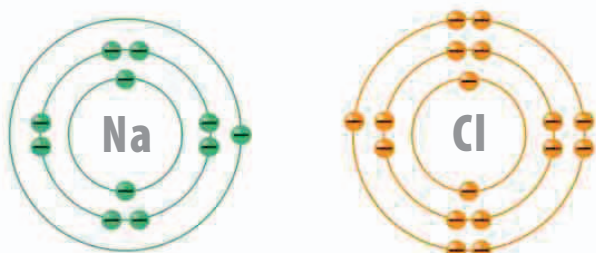
Ionic bonding

IONIC BONDING IS WHEN DIFFERENT ATOMS FORM BONDS BY GAINING OR LOSING ELECTRONS.

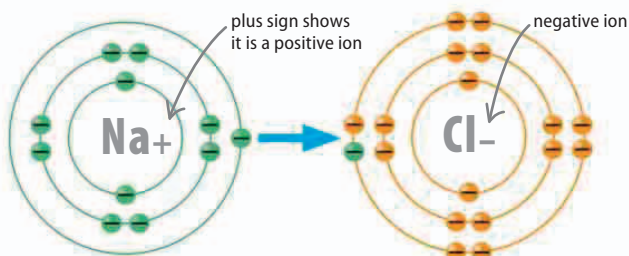
Atoms bond with each other so that they can fill the spaces in their outer electron shells. This makes them more stable.

What is an ion?

An atom has an equal number of protons and electrons so it has no overall charge. If the atom loses or gains an electron, it becomes a charged particle called an ion. Losing one electron produces a positive ion with a charge of 1+; losing two results in a charge of 2+. Ions formed by gaining electrons have negative charges, so gaining one electron results in a charge of 1⁻.

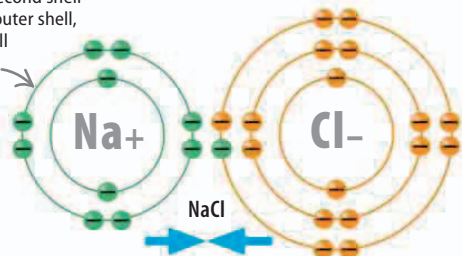


△ A sodium atom has one outer electron, while chlorine has seven electrons in the outer shell, with room for one more.



△ Sodium loses its outer electron, passing it to chlorine. Both ions now have full outer shells.

sodium's second shell is now its outer shell, which is full and stable



△ The positive charge of the sodium ion attracts the equal but negative charge of the chloride ion to form an ionic bond between the two. The resulting compound is sodium chloride (NaCl).

SEE ALSO

◀ 110–111 Compounds and molecules	
Covalent bonding	114–115 ▶
Ionization energy	119 ▶
Redox reactions	132–133 ▶
Electrochemistry	148–149 ▶
Inside atoms	168–169 ▶
Electricity	202–203 ▶

Octet rule

Atoms with low atomic numbers become full and stable when their outer shells contain eight electrons—the so-called octet rule (see page 109). Cations, or positive ions, are formed when atoms lose electrons, while anions, or negative ions, are formed when atoms gain electrons.

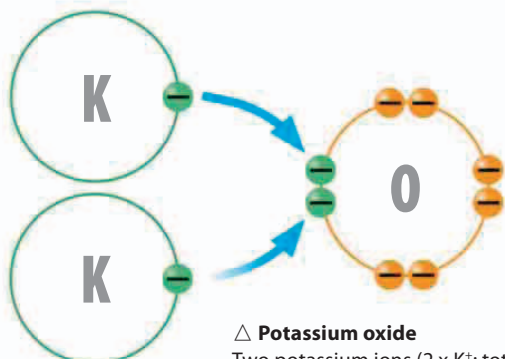
Cations (positive ions)	Anions (negative ions)
<p>a potassium atom must lose one electron to form a K⁺ cation</p>	<p>a bromine atom must gain one electron to form a Br⁻ anion</p>
<p>a calcium atom must lose two electrons to form a Ca²⁺ cation</p>	<p>an oxygen atom must gain two electrons to form an O²⁻ anion</p>
<p>an aluminum atom must lose three electrons to form an Al³⁺ cation</p>	<p>a nitrogen atom must gain three electrons to form a N³⁻ anion</p>

△ Outer electrons

Atoms with between one and three outer electrons will lose them, whereas atoms with five to seven electrons will gain more. An atom with a complete outer shell is stable, so does not lose or gain electrons.

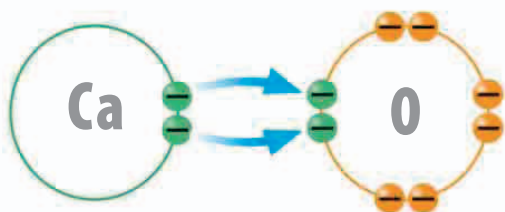
Balancing charges

For a bond to form between ions, the positive and negative charges need to balance so that the overall molecule is neutral. As a result compounds are not always derived from one anion and one cation, but form with different proportions of ions.



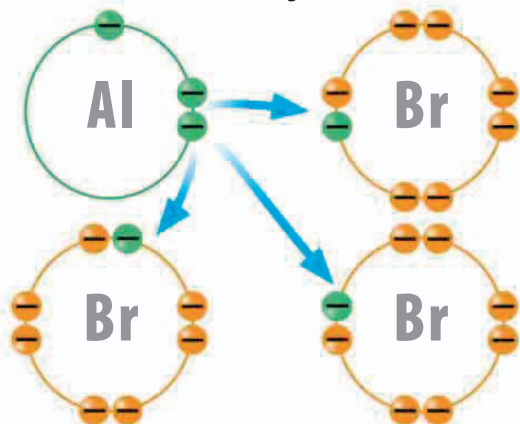
△ Potassium oxide

Two potassium ions ($2 \times \text{K}^+$; total charge $2+$) bond to one oxygen ion ($1 \times \text{O}^{2-}$; total charge $2-$), to form a neutral molecule.



△ Calcium oxide

One calcium ion (Ca^{2+} ; total charge $2+$) bonds to one oxygen ion (O^{2-} ; total charge $2-$).



△ Aluminum bromide

One aluminum ion ($1 \times \text{Al}^{3+}$; total charge $3+$) bonds to three bromine ions ($3 \times \text{Br}^-$; total charge $3-$).



Reactivity

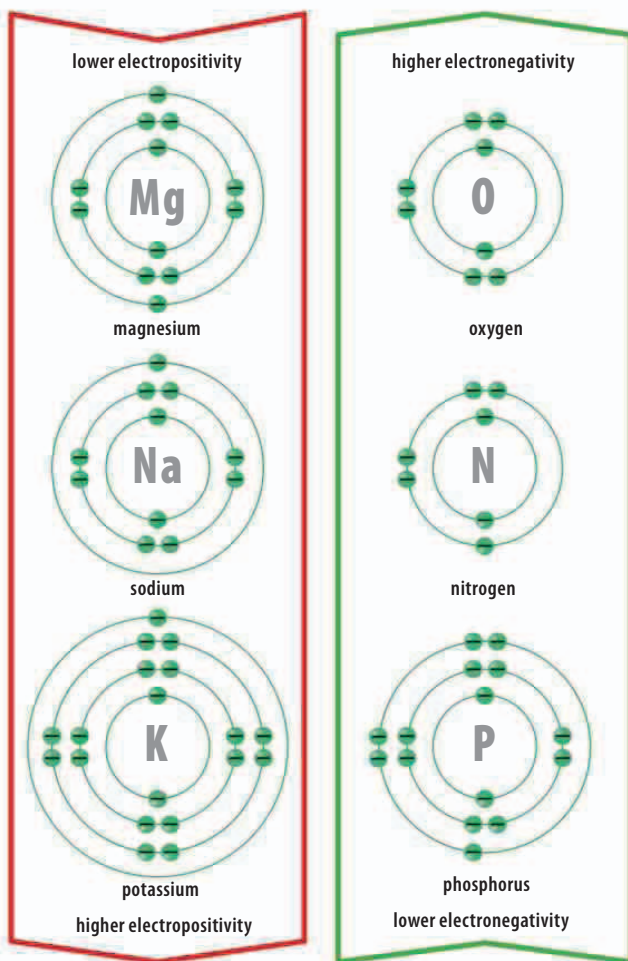
Metal atoms give away electrons so they are electropositive. Nonmetals gain electrons so they are electronegative. Different atoms give away or gain electrons more easily than others.

▽ Metal ions

Magnesium (Mg) and sodium (Na) have three electron shells. However, magnesium has two outer electrons while sodium has one. It takes less energy to lose one electron than two, so sodium is more electropositive than magnesium. Potassium (K) also has one outer electron but it is in a fourth shell, farther away from the attractive pull of the nucleus. So potassium loses its outer electron more easily than sodium.

▽ Nonmetal ions

Oxygen (O) needs two electrons to complete the octet but nitrogen (N) needs three. It takes less energy to gain two electrons than three, so oxygen is more electronegative than nitrogen. Phosphorus (P) also needs three electrons but it has one more shell. The pull from the nucleus in this third shell is weaker than in a second shell, so it is harder for phosphorus to gain electrons than nitrogen.



Covalent bonding

COVALENT BONDING IS WHEN ATOMS FORM BONDS BY SHARING ELECTRONS.

Rather than giving away or accepting electrons, some atoms share their outer electrons to achieve full outer shells.

Sharing electrons

Covalent bonds are formed of pairs of electrons, one from each atom. The pair is included in the outer electron shell of both atoms at once. This allows the atoms to have a full set of eight electrons in their outer shell and become stable. No electrons leave their original atoms—so the atoms always remain neutral.

SEE ALSO

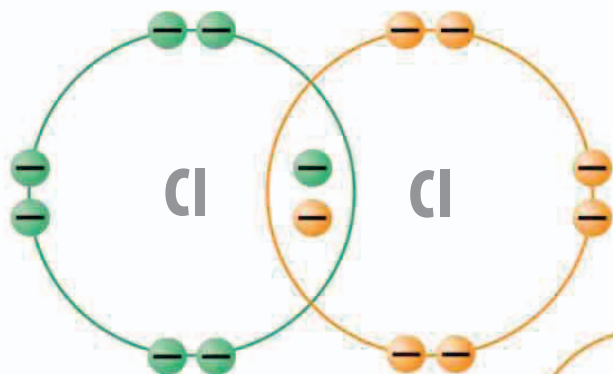
◀ 110–111 Compounds and molecules

◀ 112–113 Ionic bonding

Hydrogen bonds 142 ▶

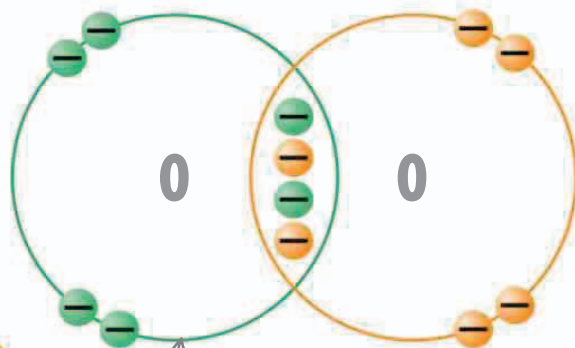
Hydrocarbon chains 158 ▶

Inside atoms 168–169 ▶



△ Single bond

Chlorine (Cl) has one space in its outer shell. In a chlorine molecule (Cl_2), two chlorine atoms are bonded by a single pair of shared electrons.



▽ Double bond

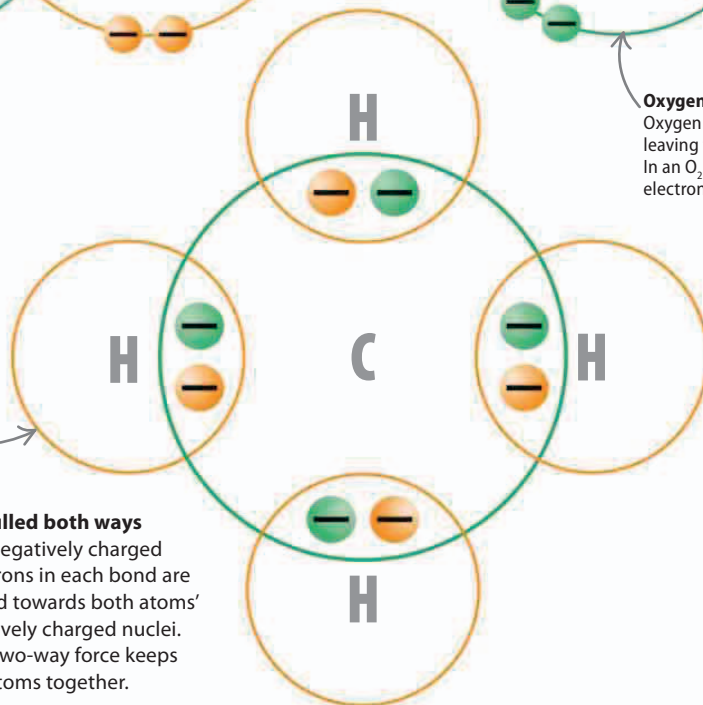
Oxygen gas is made up of O_2 molecules. They form when oxygen atoms share not one but two pairs of electrons in what is known as a double bond.

Oxygen molecule

Oxygen (O) atoms have six outer electrons, leaving two spaces in their outer shells. In an O_2 molecule, each atom shares two electrons with its neighbor.

Methane molecule

Carbon (C) has four spaces in its outer electron shell and can form four covalent bonds at once. It bonds with hydrogen atoms to form methane (CH_4).



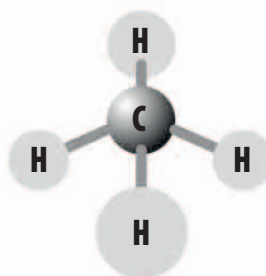
△ Pulled both ways

The negatively charged electrons in each bond are pulled towards both atoms' positively charged nuclei. This two-way force keeps the atoms together.

Diamond, the hardest substance of all, is held together with just covalent bonds. However, most covalently bonded substances are soft and brittle.

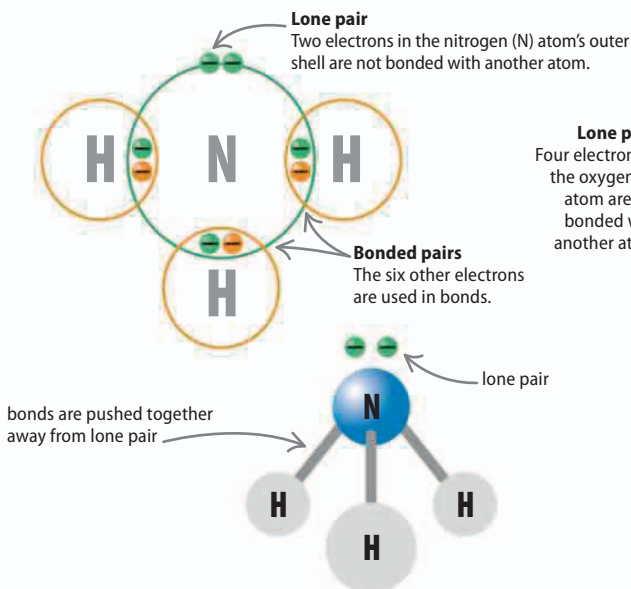
Shapes and bonds

In a methane molecule (see page 114), every electron in the carbon atom's outer shell is shared with a hydrogen atom. However, in other molecules not all the electrons are involved in a bond. The ones that are not are called lone pairs. These lone pairs create a zone of electric charge that repels the bonded pairs and pushes them closer together. So the arrangement of bonded and lone pairs gives a molecule its shape.



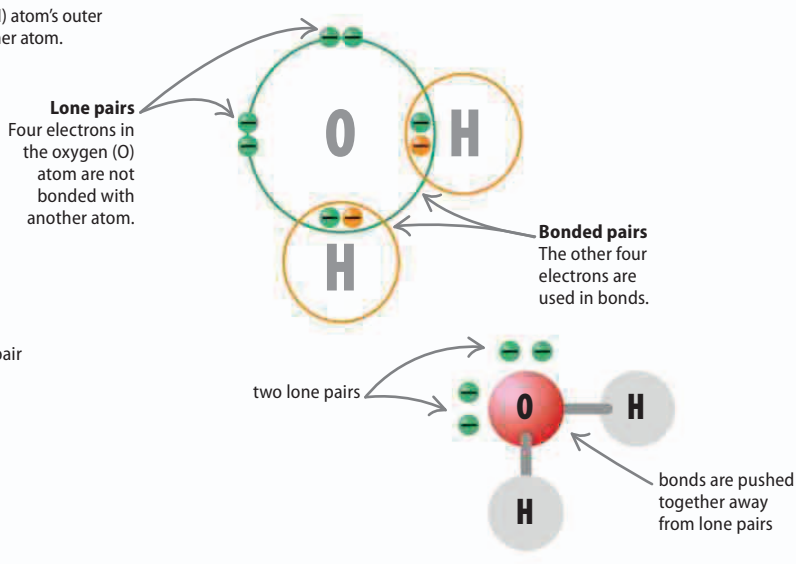
◁ Methane

In a methane molecule there is no lone pair, so the four bonds are repelled equally. This means that the hydrogen atoms are positioned equally around the carbon atom to create a regular shape called a tetrahedron.



△ Ammonia

The lone pair on nitrogen repels the three bonds so they are pushed closer together.



△ Water

In a water molecule, two lone pairs of electrons push the molecule into a V shape.

Intermolecular forces

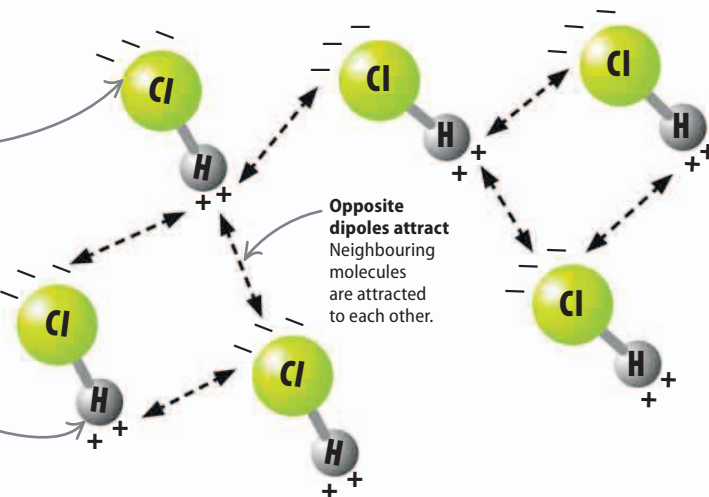
Most simple covalent compounds are gases, because their molecules stay separate from each other in normal conditions. However, in a liquid or solid, weak intermolecular forces act between the molecules to hold them together. A common type is the dipole-dipole interaction, which occurs between dipoles (molecules that have one negatively charged side and one positively charged side). A negative end of a dipole on one molecule will then attract a positive end of a dipole on a neighbouring molecule, holding the two molecules together.

Negative pole

Electrons gather on the far side of the chlorine atom to form the negative end of the dipole.

Positive pole

Because the electrons have moved away from the hydrogen atom, it becomes the positive side of the dipole.



Periodic table

CHEMISTS ORGANIZE THE ELEMENTS USING THE PERIODIC TABLE.

The elements are arranged according to their atomic structure. Those with similar properties are grouped together.

Building the table

The periodic table we use today was formulated by Dmitri Mendeleev in 1869. The elements are arranged in rows in order of their atomic number. The atomic number is the number of protons each atom has in its nucleus (see page 108). By arranging the elements in this way, those with similar properties are grouped together. This means chemists can predict the likely characteristics of an element from its position in the table.

Periods

The table has seven horizontal rows called periods.

PERIOD

atoms of the elements in Group 1 have one electron in their outer shells

Individual entry

Every element is most easily identified by its symbol. The atomic number is the number of protons in the nucleus.

atomic number	1	relative atomic mass	1.0079
symbol	H	element name	HYDROGEN

Groups

The table has 18 columns called groups.

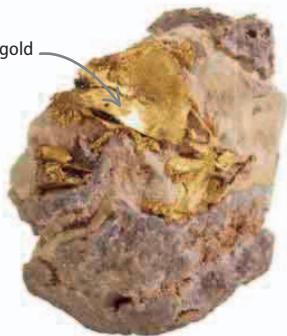
GROUP

REAL WORLD

Precious metal

Gold was one of the first known elements. This was because gold is one of the few elements that occurs pure in nature, so it was easily discovered.

gold



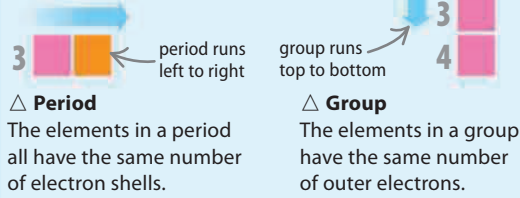
1	1.0079																			
1	H HYDROGEN	2																		
2	3 Li LITHIUM	4 6.941	4 9.0122																	
3	11 Na SODIUM	12 22.990	12 24.305																	
4	19 K POTASSIUM	20 39.098	20 40.078	3 44.956	4 47.867	5 50.942	6 51.996	7 54.938	8 55.845											
5	37 Rb RUBIDIUM	38 85.468	38 87.62	39 88.906	40 91.224	41 92.906	42 95.94	43 (96)	44 101.07											
6	55 Cs CESIUM	56 132.91	56 137.33	57-71 La-Lu LANTHANIDE	72 178.49	73 180.95	74 183.84	75 186.21	76 190.23											
7	87 Fr FRANCIUM	(223)	88 Ra RADIUM	(226)	89-103 Ac-Lr ACTINIDE	104 (261)	105 (262)	106 (266)	107 (264)	108 (277)										
	57 La LANTHANUM	138.91	58 Ce CERIUM	140.12	59 Pr PRASEODYMIUM	140.91	60 Nd NEODYMIUM	144.24	61 Pm PROMETHIUM	(145)										
	89 Ac ACTINIUM	(227)	90 Th THORIUM	232.04	91 Pa PROTACTINIUM	231.04	92 U URANIUM	238.03	93 Np NEPTUNIUM	(237)										

Periods 6 and 7

These periods are too long to fit on the table, so the middle sections in Group 3 are shown at the bottom.

Building blocks

The table can be divided by column (group), by row (period), or by series.



Only **63 elements** were known when **Dmitri Mendeleev** formulated the periodic table in 1869.

										atoms of the elements in Group 18 have full outer shells → 18														
				13	14	15	16	17	2															
				5	6	7	8	9	10	2														
				B BORON	C CARBON	N NITROGEN	O OXYGEN	F FLUORINE	Ne NEON	4.0026 He HELIUM														
				13	14	15	16	17	18															
				Al ALUMINUM	Si SILICON	P PHOSPHORUS	S SULFUR	Cl CHLORINE	Ar ARGON	26.982	28.086	30.974	32.065	35.453	39.948									
9	10	11	12																					
27	28	29	30	31	32	33	34	35	36															
Co COBALT	Ni NICKEL	Cu COPPER	Zn ZINC	Ga GALLIUM	Ge GERMANIUM	As ARSENIC	Se SELENIUM	Br BROMINE	Kr KRYPTON	58.933	58.693	63.546	65.39	69.723	72.64	74.922	78.96	79.904	83.80					
45	46	47	48	49	50	51	52	53	54															
Rh RHODIUM	Pd PALLADIUM	Ag SILVER	Cd CADMIUM	In INDIUM	Sn TIN	Sb ANTIMONY	Te TELLURIUM	I IODINE	Xe XENON	102.91	106.42	107.87	15.999	114.82	118.71	121.76	127.60	126.90	131.29					
77	78	79	80	81	82	83	84	85	86															
Ir IRIDIUM	Pt PLATINUM	Au GOLD	Hg MERCURY	Tl THALLIUM	Pb LEAD	Bi BISMUTH	Po POLONIUM	At ASTATINE	Rn RADON	192.22	195.08	196.97	15.999	204.38	207.2	208.96	(209)	(210)	(222)					
109	110	111	112	113	114	115	116	117	118															
Mt MEITNERIUM	Ds DARMSTADIUM	Rg ROENTGENIUM	Cn COPERNICIUM	Uut UNUNTRIUM	Fl FLEROVIUM	Uup UNUNPENTIUM	Lv LIVERMORIUM	Uus UNUNSEPTIUM	Uuo UNUNOCTIUM	(268)	(281)	(272)	15.999	284	289	288	293		(294)					
62	63	64	65	66	67	68	69	70	71															
Sm SAMARIUM	Eu EUROPIUM	Gd GADOLINIUM	Tb TERBIUM	Dy DYSPROSIUM	Ho HOLMIUM	Er ERBIUM	Tm THULIUM	Yb YTTERBIUM	Lu LUTETIUM	150.36	151.96	157.25	158.93	162.50	164.93	167.26	168.93	173.04	174.97					
94	95	96	97	98	99	100	101	102	103															
Pu PLUTONIUM	Am AMERICIUM	Cm CURIUM	Bk BERKELIUM	Cf CALIFORNIUM	Es EINSTEINIUM	Fm FERMIUM	Md MENDELEVIUM	No NOBELIUM	Lr LAWRENCIUM	(244)	(243)	(247)	(247)	(251)	(252)	(257)	(258)	(259)	(262)					

Key

- Alkali metals
- Alkali earth metals
- Transition metals
- Rare earth metals
- Other metals
- Metalloids
- Other nonmetals
- Halogens
- Noble gases
- Unknown

Number 117
The latest element to be added, it has not been given a real name yet.

New elements
These are often named after great scientists. Nobelium is named after Alfred Nobel.

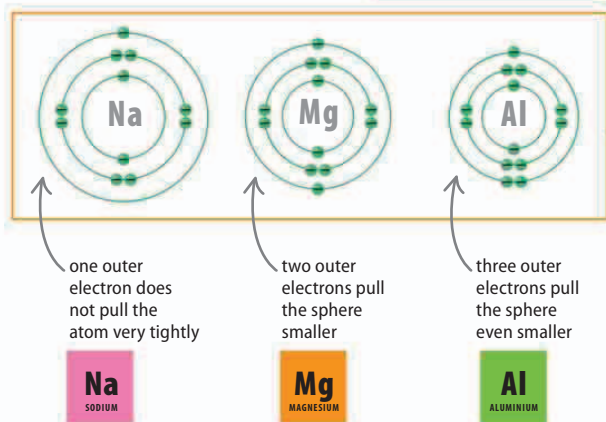
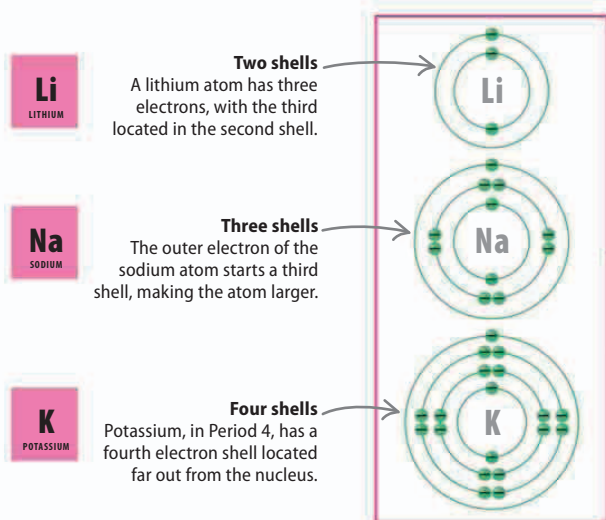
Understanding the periodic table

THERE ARE TRENDS IN THE PERIODIC TABLE.

The periodic table arranges the elements according to the arrangement of their atoms' electrons. This means that similar elements are grouped together.

Size of atoms

Atoms get bigger as you move down the table because each period, or row, begins when a new shell is added to the atom. However, they get smaller from left to right as the number of outer electrons increases. This is because atoms with more outer electrons are held together with greater force, pulling them into smaller volumes.



SEE ALSO

< 113 Reactivity

< 116–117 Periodic table

Inside atoms

168–169 >

1	1							
1	H HYDROGEN							
2	Li LITHIUM	Be BERYLLIUM						
3	Na SODIUM	Mg MAGNESIUM						
4	K POTASSIUM	Ca CALCIUM	Sc SCANDIUM	Ti TITANIUM	V VANADIUM	Cr CHROMIUM	Mn MANGANESE	Fe IRON
5	Rb RUBIDIUM	Sr STRONTIUM	Y YTTORIUM	Zr ZIRCONIUM	Nb NIOBIUM	Mo MOLYBDENUM	Tc TECHNETIUM	Ru RUTHENIUM
6	Cs CESIUM	Ba BARIUM	La-Lu LANTHANIDE	Hf HAFNIUM	Ta TANTALUM	W TUNGSTEN	Re RHENIUM	Os OSMIUM
7	Fr FRANCIUM	Ra RADIUM	Ac-Lr ACTINIDE	Rf RUTHERFORDIUM	Db DUBNIUM	Sg SEABORGIUM	Bh BOHRIUM	Hs HASSIUM
			La LANTHANUM	Ce CERIUM	Pr PRASEODYMIUM	Nd NEODYMIUM	Pm PROMETHIUM	
			Ac ACTINIUM	Th THORIUM	Pa PROTACTINIUM	U URANIUM	Np NEPTUNIUM	

Metals and nonmetals

The left side of the periodic table is made up of metallic elements; the right side, nonmetallic. A metallic element has atoms that give up their outer electrons easily. The nonmetals hold firmly to their outer electrons and have very different properties from metals. Eight elements are semimetals, which have characteristics of both metals and nonmetals.

METALLIC AND NONMETALLIC

Metallc	Nonmetallic
conducts heat	good insulator
conducts electricity	resists current
malleable and tough	brittle and crumbly
shiny and opaque	dull and translucent
high density	low density
low ionization energy	high ionization energy

< Metallic vs nonmetallic

Metal atoms have a certain set of characteristics due to their atomic structure. Nonmetals have an almost opposite set of characteristics.

decreasing atomic radius
increasing ionization energy
decreasing metallic character

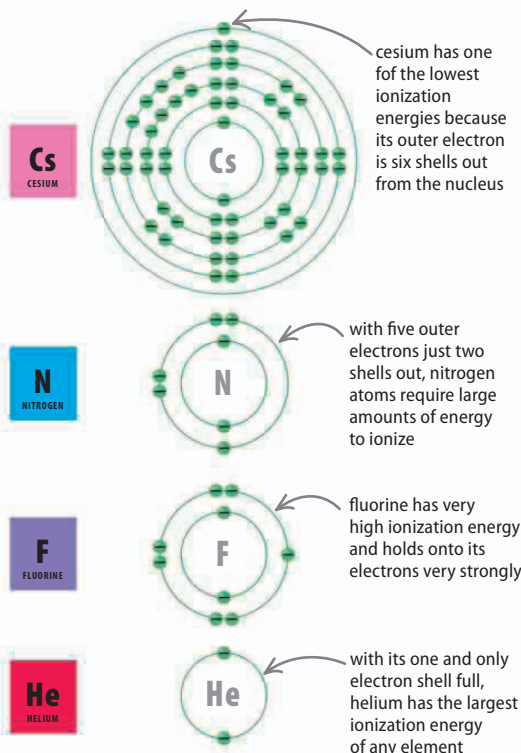
semi-metals, called metalloids, form a diagonal boundary between metals and nonmetals—elements to the left of these are metals; those to the right are nonmetals

										13	14	15	16	17	18				
										B	C	N	O	F	He				
										ALUMINUM	SILICON	PHOSPHORUS	SULFUR	FLUORINE	NEON				
9	10	11	12																
Co	Ni	Cu	Zn	Ga	Ge	As	Se	Br	Kr										
COBALT	NICKEL	COPPER	ZINC	GALLIUM	GERMANIUM	ARSENIC	SELENIUM	BROMINE	KRYPTON										
Rh	Pd	Ag	Cd	In	Sn	Sb	Te	I	Xe										
RHODIUM	PALLADIUM	SILVER	CADMIUM	INDIUM	TIN	ANTIMONY	TELLURIUM	IODINE	XENON										
Ir	Pt	Au	Hg	Tl	Pb	Bi	Po	At	Rn										
IRIDIUM	PLATINUM	GOLD	MERCURY	THALLIUM	LEAD	BISMUTH	POLONIUM	ASTATINE	RADON										
Mt	Ds	Rg	Cn	Uut	Fl	Uup	Lv	Uus	Uuo										
MEITNERIUM	DARMSTADIUM	ROENTGENIUM	COPERNICIUM	UNUNTRIUM	FLEROVIUM	UNUNPENTIUM	LIVERMORIUM	UNUNSEPTIUM	UNUNOCTIUM										
Sm	Eu	Gd	Tb	Dy	Ho	Er	Tm	Yb	Lu										
SAMARIUM	EUROPIUM	GADOLINIUM	TERBIUM	DYSPROSIUM	HOLMIUM	ERBIUM	THULIUM	YTTERIUM	LUTETIUM										
Pu	Am	Cm	Bk	Cf	Es	Fm	Md	No	Lr										
PLUTONIUM	AMERICIUM	CURIUM	BERKELIUM	CALIFORNIUM	EINSTEINIUM	FERMIUM	MENDELEVIUM	NOBELIUM	LAWRENCIUM										

increasing atomic radius
decreasing ionization energy

Ionization energy

Ionization energy is the energy needed to take an electron out of an atom, making the atom a positively charged ion. The trend in the ionization energy of elements is the reverse of that of atomic size. In the periodic table, the required energy increases left to right and decreases top to bottom. Atoms with large numbers of outer electrons require more energy to ionize by losing an electron because their shells are held more tightly, closer to the nucleus. Large atoms, with outer electrons located far from the nucleus, lose them more easily.




Trends in the table are not always followed: the atoms of **zirconium** and **hafnium** are almost identical in size, even though hafnium has 32 more electrons!

REAL WORLD

Ekasilicon

After developing the periodic table, Dmitri Mendeleev used it to predict the properties of elements that had yet to be discovered—left as gaps in the table. He described element 32 as ekasilicon, predicting its melting point, color, density, and chemical characteristics. In 1886, ekasilicon—eventually named germanium—was isolated, and matched Mendeleev’s predictions.



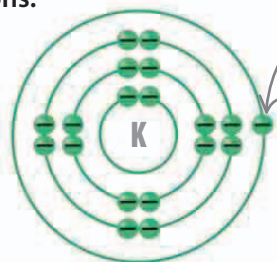
Alkali metals and alkali earth metals

SIX ELEMENTS IN GROUP 1 OF THE PERIODIC TABLE ARE CALLED ALKALI METALS. THE SIX IN GROUP 2 ARE ALKALI EARTH METALS.

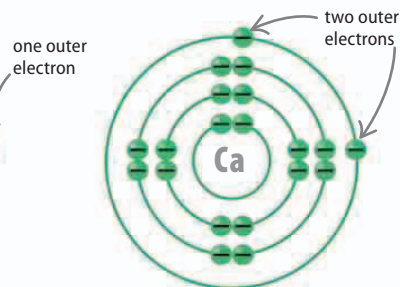
These elements get involved in chemical reactions with other elements easily because they have very few outer electrons.

Reactive metals

Elements in Group 1 have a single outer electron in their atoms, while those of Group 2 have two outer electrons. They form ions easily by losing these electrons, so they readily get involved in reactions, which makes them highly reactive. With just one electron to lose, a member of Group 1, such as potassium (K), will ionize more easily than a member of Group 2, which must lose two electrons.



△ **Potassium (Group 1)**
As the third alkali metal, potassium has one electron in its fourth and outermost shell.



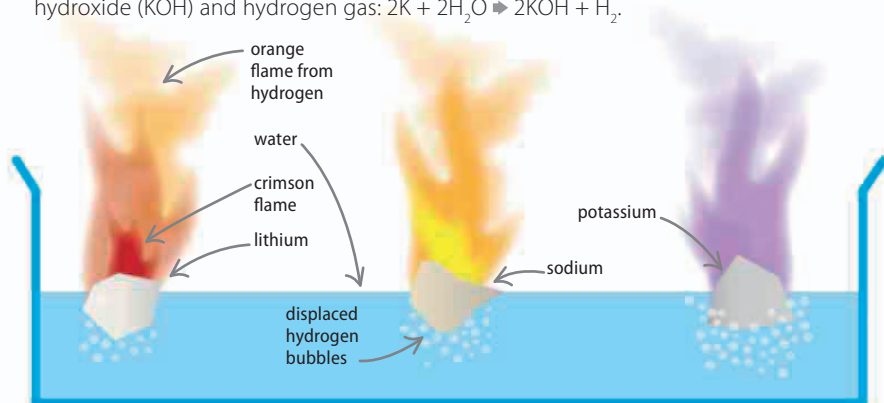
△ **Calcium (Group 2)**
Calcium also has four electron shells, but there are two electrons in its outer shell.

SEE ALSO

◀ 112–113	Ionic bonding
◀ 116–117	Periodic table
◀ 118–119	Understanding the periodic table
The halogens and noble gases	122–123 ▶
Transition metals	124–125 ▶
What is a base?	144 ▶

Releasing hydrogen

These metals all react strongly with water, producing brightly colored flames. The metal ion swaps places with (displaces) a hydrogen ion in the water, forming a substance called a hydroxide. The displaced hydrogen is released as bubbles of gas. For example, when potassium is added to water, the products are potassium hydroxide (KOH) and hydrogen gas: $2K + 2H_2O \rightarrow 2KOH + H_2$.



△ **Lithium**
When reacting with water, lithium burns with a crimson flame. The hydrogen released turns the flame orange.


△ **Sodium**
This metal produces an orange flame. It is the same color produced by sodium lamps used in street lights.

△ **Potassium**
Potassium burns with a lilac flame. It is more reactive than sodium and lithium and often explodes as it reacts.

REAL WORLD

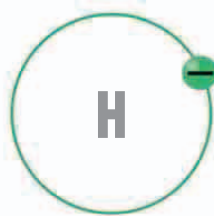
In bodies

The alkali metals and alkali earth metals are common ingredients in living bodies. Sodium and potassium ions are used to create the electric pulses that fire through muscles and nerves, while calcium compounds are in bones, teeth, and the shells of snails.

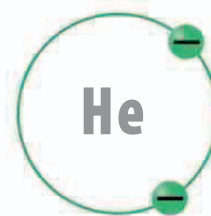


Hydrogen and helium

Hydrogen is in Group 1 and has a single outer electron. However, it is not included in the alkali metals. This is because it has a distinct set of chemical properties compared to the other group members. Similarly, helium has two outer electrons, yet it is not included in Group 2. Instead it is in Group 18 with the noble gases, with which it shares most chemical properties.



△ **Hydrogen**
Hydrogen has just one electron, which it loses less easily than other elements in its group.



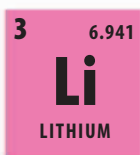
△ **Helium**
Helium has one electron shell, and with two electrons it is full. It does not form ions in chemical reactions.

Group trends

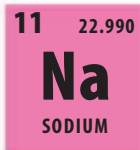
Members of Groups 1 and 2 become more reactive down the group as the atoms get bigger. This is because the atoms' negatively charged outer electrons are located farther away from the positively charged nucleus—and are held less strongly in the atom.

▽ Alkali earth metals

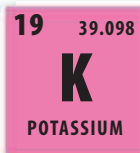
Earth metals are so called because they are found in compounds in the Earth's crust. Beryllium, for example, is found in gemstones such as emeralds. Although Group 2 metals react with water, they do so less strongly than those in Group 1.



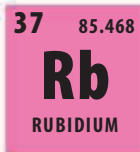
◁ **Lithium**
With the lowest density of any metal, lithium even floats in water.



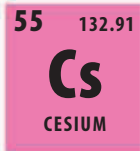
◁ **Sodium**
The most abundant alkali metal, sodium compounds are found in many rocks.



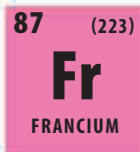
◁ **Potassium**
Potassium is named after potash—potassium—containing compounds in the ash of burned wood.



◁ **Rubidium**
This metal would melt on a hot day and is so reactive that it catches fire in air.



◁ **Cesium**
Cesium melts at 28°C (82°F), which is only just above room temperature.




◁ **Francium**
This radioactive metal is extremely rare and little is known about it.

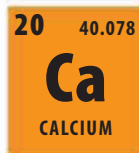
high reactivity



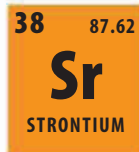
◁ **Beryllium**
This metal has a very low density so it is used to make high-speed aircraft and satellites.



◁ **Magnesium**
This metal is named after the region Magnesia in Greece, which has lots of magnesium compounds.



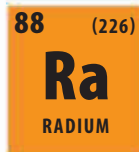
◁ **Calcium**
Calcium is common in Earth's rocks. Natural calcium compounds are often known as limes.



◁ **Strontium**
While most strontium is relatively stable, some forms are radioactive and dangerous.



◁ **Barium**
Barium compounds are added to fireworks to produce green explosions.



◁ **Radium**
This metal is highly radioactive and gives off a faint blue glow.

high reactivity

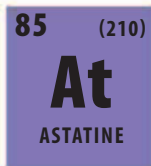
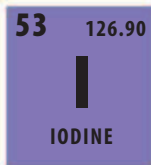
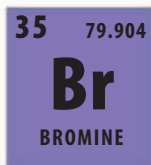


The halogens and noble gases

THESE ARE GROUPS 17 AND 18 OF THE PERIODIC TABLE.

While the left side of the periodic table is dominated by metals, the right side—made up of Groups 17 and 18—are all nonmetals. The chemical characteristics of these two groups could not be more different.

The halogen group

There are five naturally occurring halogens. The reactivity decreases down the group as the atoms grow larger. The outer shell of a smaller atom is closer to the nucleus, so the electrons in it are held more strongly than in larger ones—and this includes the electron added during reactions to make an ion.



low reactivity

◁ Fluorine

This pale yellow gas is the most reactive nonmetal element of all, and so forms compounds easily. Sodium fluoride is found in toothpaste.

◁ Chlorine

This is a green gas that is used in many disinfectants and cleaning products, such as bleach. Chlorides are added to many swimming pools.

◁ Bromine

This is the only nonmetal element found in liquid form in standard conditions. Its compounds are used in fireproofing.

◁ Iodine

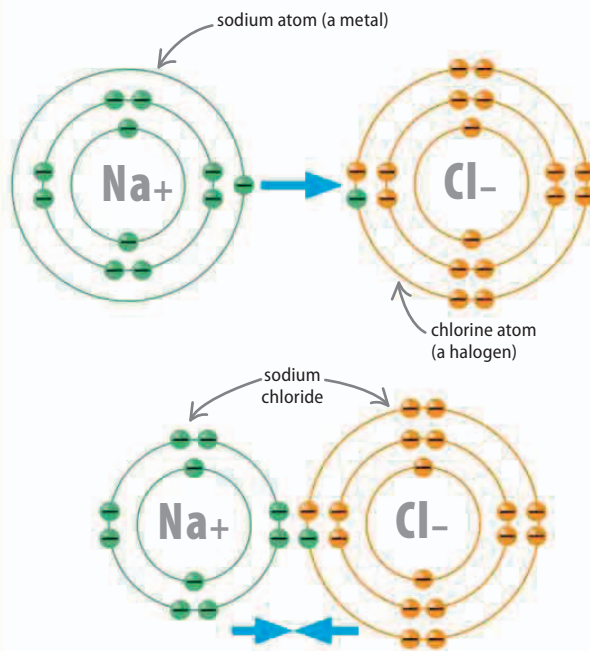
This purple-gray solid does not melt into a liquid at atmospheric pressure; it changes from a solid state straight into a purple gas.

◁ Astatine

The heaviest halogen is highly radioactive and is very rare. Its atoms break up into other elements quickly.

The salt formers

The members of Group 17 are also known as the halogens, meaning “salt formers.” The atoms of halogens have outer shells with seven electrons—out of a maximum of eight. As a result, all the halogens are very electronegative, meaning that they form negatively charged ions easily by attracting an electron each to fill their outer shells. They do this by reacting with metals (which form positively charged ions) to form stable ionic compounds. These substances are called salts.



△ Common salt

It is perhaps no surprise that the most common salt is called common salt or table salt. This is a compound formed when the halogen chlorine (Cl) reacts with the metal sodium (Na), producing sodium chloride (NaCl).

SEE ALSO

◀ 113 Reactivity

◀ 118–119 Understanding the periodic table

◀ 120–121 Alkali metals and alkali earth metals

Radioactivity

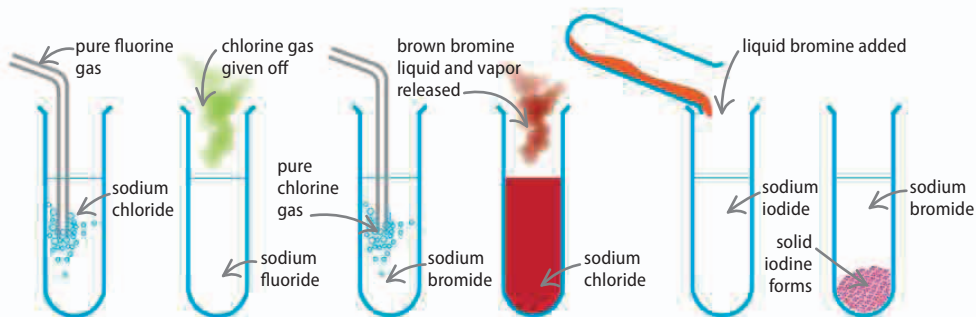
126–127 ▶

Types of reaction

129 ▶

Displacement

Halogens all react in the same way and form similar families of compounds. Therefore, a more highly reactive halogen will displace a less reactive one from its compounds. This can involve the two halogens swapping places in two compounds. When a pure halogen is used, the displaced element is also released in its pure form.



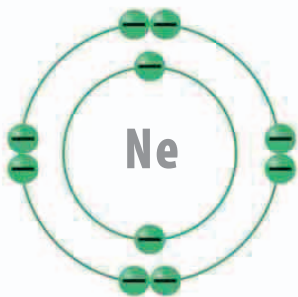
△ **Fluorine displaces chlorine**
Fluorine displaces chlorine from sodium chloride (NaCl). It will also displace bromine and iodine.

△ **Chlorine displaces bromine**
Chlorine displaces bromine from sodium bromide (NaBr). It will also displace iodine but not fluorine.

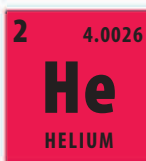
△ **Bromine displaces iodine**
Bromine displaces iodine from sodium iodide (NaI). It will not displace chlorine or fluorine.

Inert gases


The noble gases form Group 18 of the periodic table. Apart from helium, they all have atoms with eight electrons in their outer shells—a full set. This makes them chemically inactive or inert. In other words, they are noble and do not mix with the other elements, and hardly ever take part in chemical reactions. Their atoms do not form molecules, even with themselves, and all Group 18 elements exist as gases made up of single atoms.



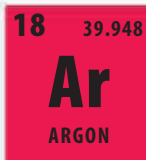
△ **Neon atom's shell**
Like all noble gases, neon does not bond ionically—it has no spaces to fill in its outer shell. Neon atoms do not share electrons in covalent bonds for the same reason.



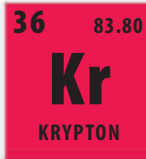
◁ **Helium**
Helium has just two outer electrons, filling a single shell around the nucleus.



◁ **Neon**
Discovered in 1898, this gas's name means "the new one."



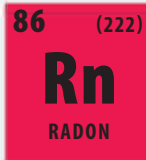
◁ **Argon**
The most common noble gas on Earth, it forms one percent of the atmosphere.



◁ **Krypton**
Much rarer than neon, this gas's name means "the hidden one."




◁ **Xenon**
Xenon—"the strange one"—is a dense gas; a balloon of it falls straight down.



◁ **Radon**
All radon atoms are radioactive. The gas is formed naturally when uranium in rocks breaks down.

Neon lights

When heated, noble gases glow a specific color. Helium was discovered by its characteristic colors coming from the Sun—and it was named after the Greek word helios for Sun. Electrifying noble gases has the same effect, and these are used in gas-discharge lamps—or neon lighting.



△ Glowing gases

In a neon light, electrical current runs through a tube of noble gas. As electrons are ripped off the atoms, they release a certain color of light.

REAL WORLD

Helium balloons

Helium is the second lightest gas in the Universe after hydrogen. Helium balloons float upward in the denser air gases. While hydrogen balloons and airships explode easily, helium balloons cannot burn, so they are safe to use in any size.



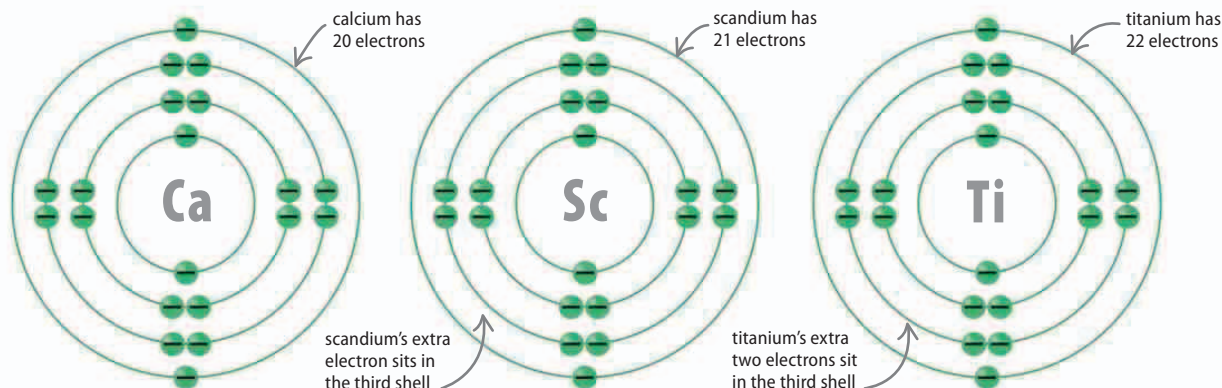
Transition metals

THE TRANSITION METALS ARE GROUPED IN A BLOCK THAT FORMS THE CENTER OF THE PERIODIC TABLE.

The transition metals make up a block from Groups 3 to 12 in the periodic table. They have distinct chemical properties because of the unique way that their electrons are arranged inside the atoms.

Inner and outer electrons

The transition elements only have one or two outer electrons. This is because they can put more than eight electrons in the shell below the outermost shell. So as the atomic number of the elements increases along each period in this block, the extra electrons are not held in the atoms' outer shells, but are put in the next shell down, which can hold up to 18 electrons. This is known as back-filling.



Different charges

Like other metals, transition elements lose their outer electrons easily to form positive ions. However, transition metals can then continue to lose electrons from the next shell down and so can form ions with a number of different charges, or oxidation states. An ion's oxidation state indicates how many electrons have been lost or gained: every electron lost increases the oxidation state by one; +2 means two electrons have been lost (see page 132). For example, manganese (Mn) forms ions with five common charges.

Oxidation state	Electrons lost by manganese
+2	two outer electrons
+3	two outer electrons and one inner electron
+4	two outer electrons and two inner electrons
+6	two outer electrons and four inner electrons
+7	two outer electrons and five inner electrons

SEE ALSO

- ◀ 109 Electron configurations
- ◀ 112–113 Ionic bonding
- ◀ 118–119 Understanding the periodic table
- ◀ 120–121 Alkali metals and alkali earth metals
- Redox reactions **132–133** ▶

▼ Adding electrons

Calcium is not a transition element. It has two outer electrons and eight in the next shell down (the third). However, next along in the periodic table is scandium—the first transition element. It has one more electron than calcium, but it sits in the third shell, so a scandium atom still has two outer electrons. Similarly, titanium has two outer electrons but ten in the third shell.

REAL WORLD

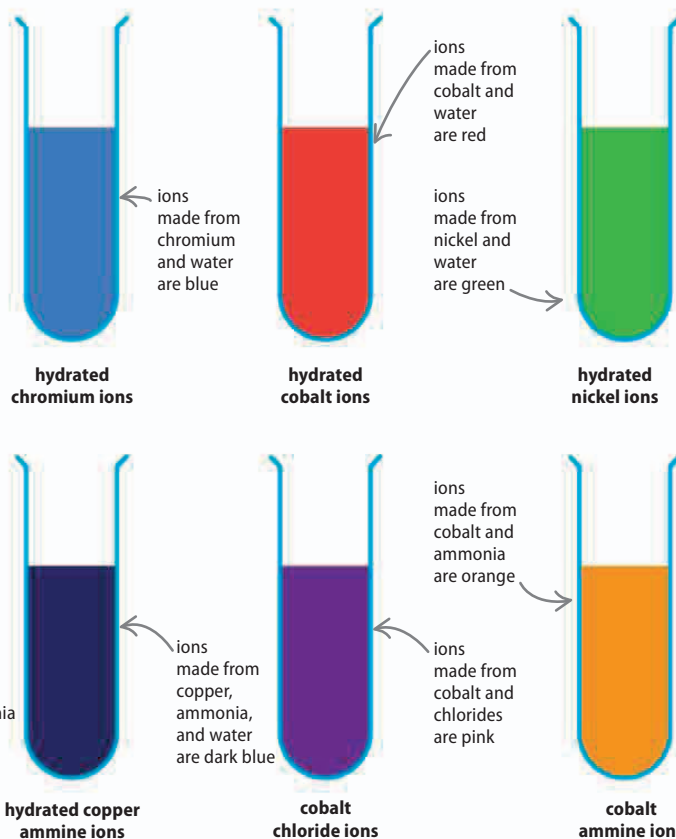
Most useful metals

Transition metals are less reactive than the alkali and alkali earth metals in Groups 1 and 2. Because of this, they have been used in technology for thousands of years. Iron is the most common transition metal. It is a very strong construction material. Nickel, another transition metal, is used in many coins.



Complex colors

A complex ion has a metal ion at its center with a number of other molecules or ions surrounding it. Transition elements form huge complex ions with molecules such as water, ammonia, and chlorine. The structures of these ions are very complicated and vary enormously. The wavelengths of light that these ions absorb and emit also varies enormously, so the compounds that they form come in a rainbow of different colors.



Rare earth metals

The 30 rare earth metals are normally shown at the bottom of the periodic table, as there is no room to place them between Groups 2 and 3. They form in a similar way to the transition metals. Large atoms, from the sixth period on, grow by back-filling electrons, although this time the electrons are added two shells down, not one. The fourth and fifth atomic shells have room for 32 electrons.

▽ **Huge atoms**

Lanthanides are used to make high-tech alloys, while all of the actinides are radioactive. Uranium and thorium are used as nuclear fuels.

La LANTHANUM	Ce CERIUM	Pr PRASEODYMIUM	Nd NEODYMIUM	Pm PROMETHIUM	Sm SAMARIUM	Eu EUROPIUM	Gd GADOLINIUM	Tb TERBIUM	Dy DYSPROSIUM	Ho HOLMIUM	Er ERBIUM	Tm THULIUM	Yb YTTERIUM	Lu LUTETIUM
Ac ACTINIUM	Th THORIUM	Pa PROTACTINIUM	U URANIUM	Np NEPTUNIUM	Pu PLUTONIUM	Am AMERICIUM	Cm CURIUM	Bk BERKELIUM	Cf CALIFORNIUM	Es EINSTEINIUM	Fm FERMIUM	Md MENDELEVIUM	No NOBELIUM	Lr LAWRENCIUM

the rare earth metals are also referred to as the lanthanides and actinides, according to the first element in each period

many of the radioactive actinides only exist for a few seconds in laboratories

Radioactivity

WHEN AN ATOM HAS AN UNSTABLE NUCLEUS, IT CAN BREAK APART, EMITTING HIGH-ENERGY PARTICLES AND RADIATION.

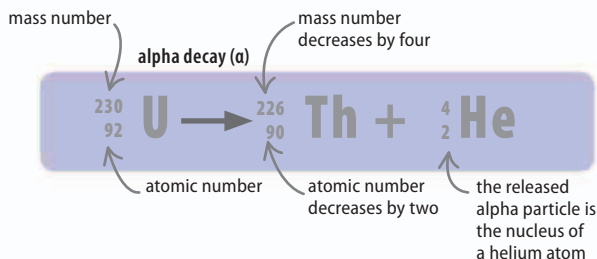
A radioactive atom is generally very large, and its nucleus has a different number of neutrons from a stable atom. It is called a radioactive isotope of the element.

Radioactive decay

When an unstable nucleus breaks apart, or decays, it produces radiation. Gamma rays are one type of radiation. They are the highest energy waves in the electromagnetic spectrum. Sometimes a nucleus will emit fast-moving particles. Losing these alters the structure of the nucleus and produces a new element. Alpha particles are made up of two protons and two neutrons—the same as the nucleus of a helium atom. Beta particles are generally single electrons.

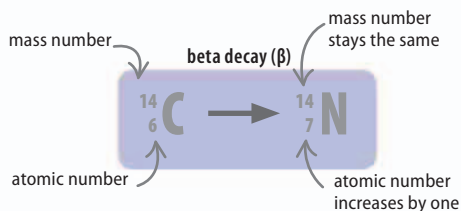
▽ Alpha decay

An alpha particle is formed when the parent atom's nucleus loses two protons and two neutrons. This decreases its atomic number (the number of protons in an atom) by two. So radioactive uranium (atomic number: 92) decays into thorium (90). The mass number (the number of protons and neutrons) decreases by four.



▽ Beta decay

A beta particle is formed when a neutron in the unstable nucleus splits into a proton and electron. The proton stays in the nucleus, raising the atomic number by 1, while the electron is pushed out. Therefore radioactive carbon atoms (atomic number: 6) form nitrogen (7). The nucleus has one less neutron but one more proton, so the mass number stays the same.



SEE ALSO

◀ 116–117 Periodic table

Inside atoms 168–169 ▶

Electromagnetic waves 194–195 ▶

Energy from atoms 219 ▶

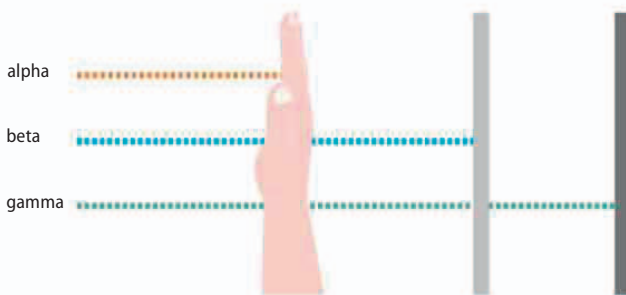
The Sun 232–233 ▶

Dangerous radiation

Radioactive radiation is dangerous because it contains so much energy that it can ionize—knock electrons off—the atoms in living tissues. This damages the way cells work, causing them to die in large numbers, and can trigger cancers. Large alpha particles can only get into the body through food or drink, but can then cause a lot of damage. Gamma rays shine right through, but are less likely to hit a molecule and cause damage.

▽ Penetrating power

Alpha particles are blocked by the skin, although they can cause radiation burns. Beta particles bounce off thin sheets of metal, while it takes a thick layer of lead to shield against gamma rays.



REAL WORLD

Smoke detectors

Household smoke alarms contain tiny—and safe—amounts of americium, a radioactive element made in laboratories. The americium ionizes the air inside. A battery runs a current through it. When smoke gets in, the air is deionized and the current is blocked, triggering the alarm.

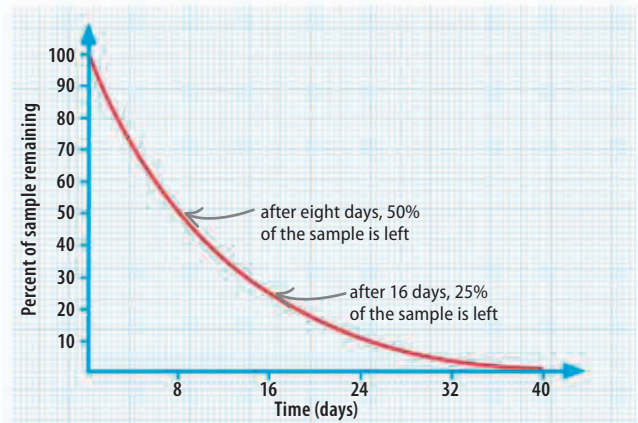


Half-life

Radioactive isotopes decay at a fixed rate that is measured as a half-life. This is the amount of time it takes for a sample to reduce its mass by half as it decays into other elements. Every radioactive isotope has a specific half-life. The more radioactive an isotope is, the shorter its half-life.

▷ Fixed decay rate

The half-life of a radioactive substance is the same whether there is a lot of it or a little. Here, the half-life is eight days. After eight days, 50 percent of the original sample is left, after another eight days only 25 percent of the sample is left, and so on.

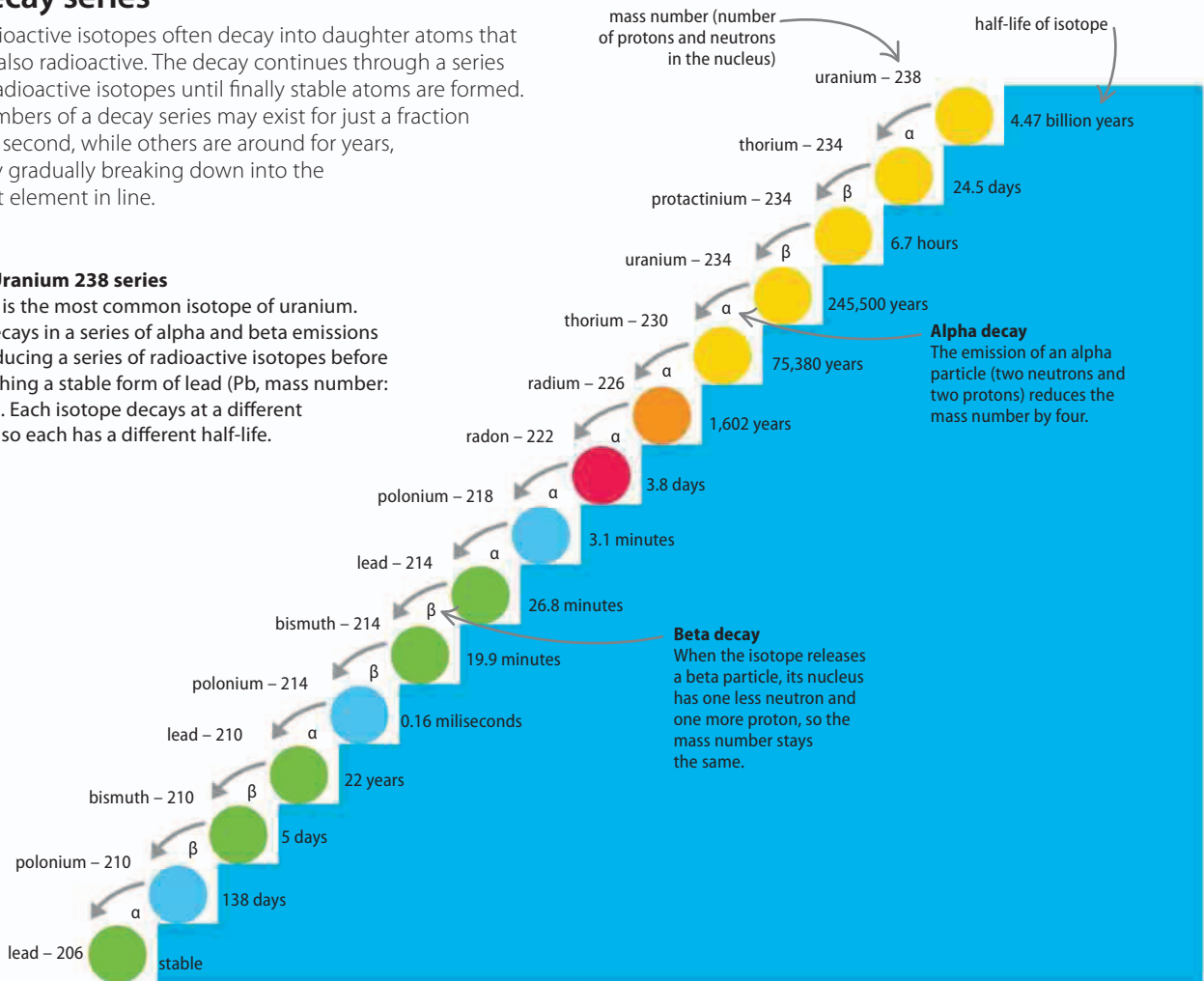


Decay series

Radioactive isotopes often decay into daughter atoms that are also radioactive. The decay continues through a series of radioactive isotopes until finally stable atoms are formed. Members of a decay series may exist for just a fraction of a second, while others are around for years, only gradually breaking down into the next element in line.

▷ Uranium 238 series

This is the most common isotope of uranium. It decays in a series of alpha and beta emissions producing a series of radioactive isotopes before reaching a stable form of lead (Pb, mass number: 206). Each isotope decays at a different rate so each has a different half-life.



Chemical reactions

CHEMICAL REACTIONS ARE PROCESSES THAT CHANGE ONE SET OF SUBSTANCES INTO ANOTHER.

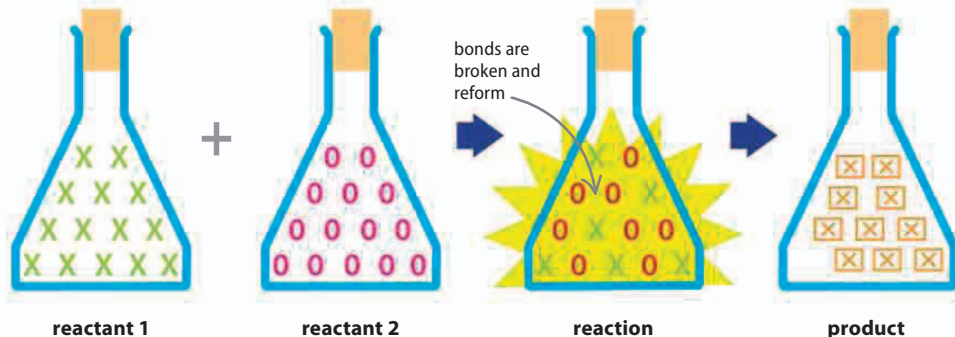
New bonds are made and existing ones are broken in a chemical reaction, which rearranges the atoms to form new substances.

Start and end points

At the starting point of a chemical reaction are substances called reactants. Most reactions involve at least two reactants, although some involve only one reactant. The reactants can be compounds or pure elements. When they come into contact with each other, their ions and atoms are reorganized, resulting in the formation of a new set of substances, known as the products.

▷ Activating reaction

During the reaction, the bonds between atoms in the reactants rearrange, which results in the formation of the products. In this case two reactants have combined to form one product.



SEE ALSO

Combustion	130–131 >
Redox reactions	132–133 >
Energy and reactions	134–135 >
Rates of reaction	136–137 >
Catalysts	138–139 >
Reversible reactions	140–141 >

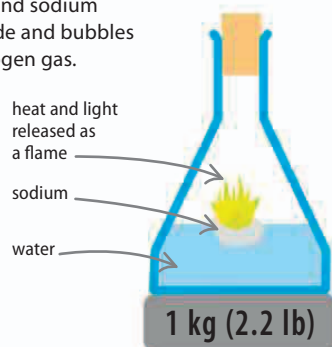
Self-rising flour produces gas bubbles by a chemical reaction to make cakes light.

Conservation of matter

Atoms (or any other forms of matter) are neither created nor destroyed during chemical reactions. Every atom that was part of the reactants is present in the products, even if heat and flames are being released during the reaction. This principle is known as the conservation of matter.

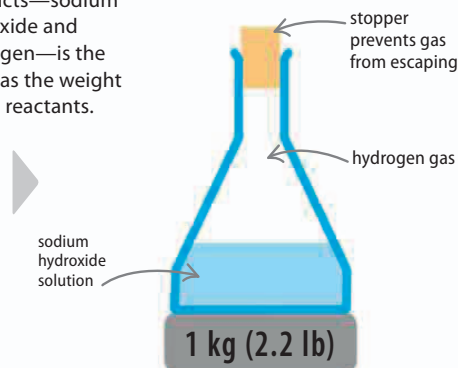
▷ Reactants

Sodium reacts with water to produce the compound sodium hydroxide and bubbles of hydrogen gas.



▷ Products


The weight of the products—sodium hydroxide and hydrogen—is the same as the weight of the reactants.



REAL WORLD

Sodas

The fizz of bubbles released when a sparkling drink is opened is produced by a decomposition reaction. Carbonic acid (H_2CO_3) dissolves in the water and breaks apart into carbon dioxide gas—which makes the refreshing bubbles—and more water.

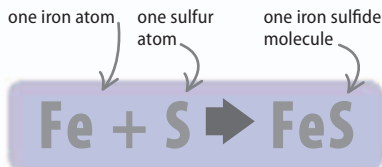


Equations

Chemists use equations to represent what is happening during chemical reactions. The formula of each reactant is written on the left-hand side, and those of the products are shown on the right. An arrow indicates the direction in which the reaction occurs.

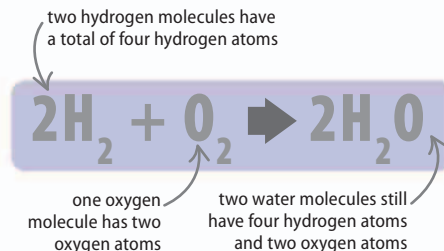
Chemical symbols

Instead of using the elements' names, their chemical symbols are shown.



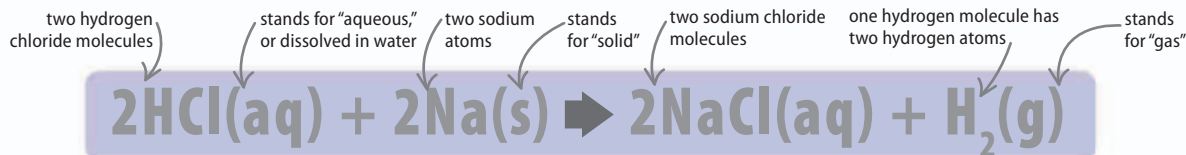
Balanced equations

The number of atoms in the reactants is the same as the number of atoms in the products.



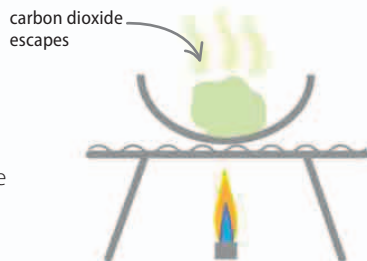
Reaction conditions

The equation can also contain other information about the reaction, such as the state of the reactants and products.



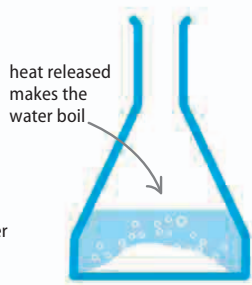
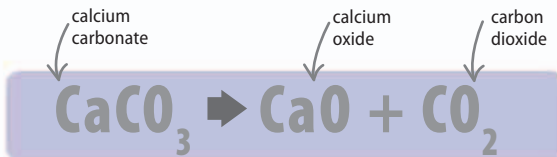
Types of reaction

There are three main types of chemical reactions. In a decomposition reaction, one complex product breaks apart into two (or perhaps more) simple products. In a synthesis reaction, two or more simple reactants join together to form a single, more complicated product. In displacement reactions, atoms or ions of one type swap places with those of another, forming new compounds.



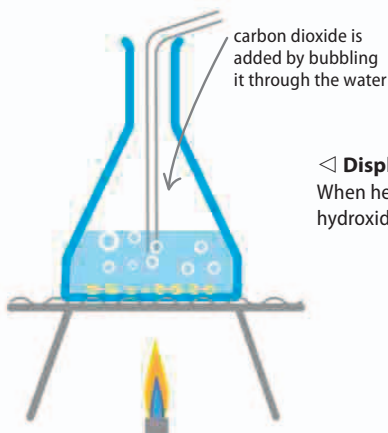
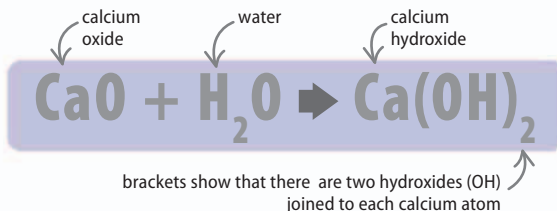
Decomposition reaction

Calcium carbonate (CaCO_3) decomposes into calcium oxide (CaO) and carbon dioxide (CO_2) when heated.



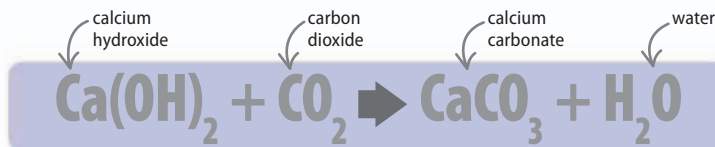
Synthesis reaction

Calcium oxide (CaO) powder and water (H_2O) combine in a synthesis reaction to form calcium hydroxide ($\text{Ca}(\text{OH})_2$), which dissolves in the remaining water.



Displacement reaction

When heated gently, carbon dioxide (CO_2) displaces the hydroxide in calcium hydroxide ($\text{Ca}(\text{OH})_2$) to make calcium carbonate (CaCO_3) and water (H_2O).



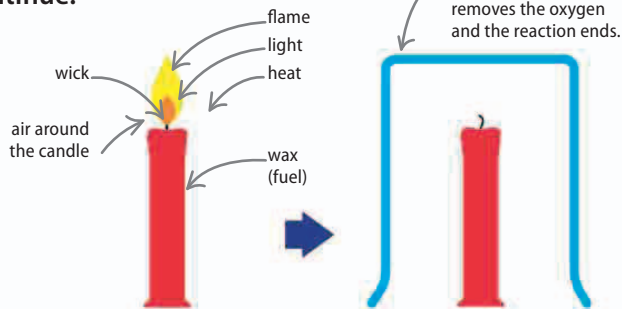
Combustion

COMBUSTION IS A REACTION THAT PRODUCES HEAT AND LIGHT IN THE FORM OF FLAMES AND EXPLOSIONS.

Most combustion reactions involve oxygen, heat, and fuel. All of these components are needed for the reaction to continue.

Heat and light

A flame is an area of hot glowing gases that have been released by a combustion reaction. For example, a candle wick is soaked with hot liquid wax that is a fuel and burns (undergoes a combustion reaction with oxygen in the air). The products of the reaction are carbon dioxide gas and water vapor. These glow briefly as they are released, contributing to the flame.

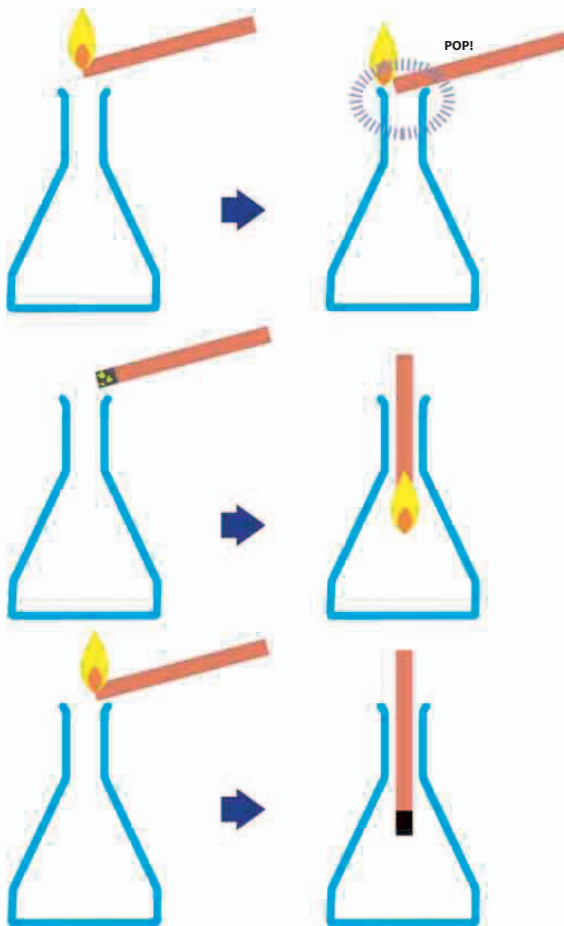


SEE ALSO

Carbon and fossil fuels	156–157 >
Hydrocarbons	158–159 >
Heat transfer	188–189 >
Using heat	190–191 >

Gas tests

The gases commonly produced in chemistry experiments often look exactly the same. It may be dangerous to smell them—even if they have a characteristic odor. Chemists use combustion tests to identify the three most easily confused gases—hydrogen, oxygen, and carbon—in a safe way. A sample of each gas is exposed to a burning splint—a strip of dried wood used in a lab—and the gas can be identified by the characteristic way it combusts.



< Hydrogen

Hydrogen is very flammable and burns very quickly. A burning splint will pop before it even enters the flask as the hydrogen rushes out to the flame.

< Oxygen

Oxygen is the gas that fuels combustion. If a smoldering splint is exposed to a flask filled with oxygen, the wood will reignite and burst into flames.

< Carbon dioxide

Carbon dioxide is a common product of combustion reactions but it does not burn itself. A burning splint will go out when it is exposed to carbon dioxide.

Combustion—and its fire—was the first chemical reaction that humans learned to control.

Fuels

A fuel is a substance that burns readily and releases useful energy in the form of heat. Most fuels are carbon compounds. All fuels need to be handled with care so they do not burn too fast. Uncontrollably fast combustions create explosions in which large amounts of energy are released in a very short time.




△ Wood

Probably the first fuel used by humans, wood is largely cellulose, made from carbon molecules. Most dried wood burns at about 300°C (572°F), although some types get a lot hotter than this. Other materials are released as smoke when wood burns.



△ Coal

Coal is a flammable rock made from the remains of ancient trees exposed to pressure and heat over time. Its main constituent is pure carbon, although there are many other impurities, including sulfur. Most coals can burn at about 700°C (1,292°F).



△ Methane

Methane, or natural gas, is a simple gas made from hydrocarbons (see page 158). It is found in underground gas fields. It is also produced by natural processes in marshy areas and in the stomachs of herbivores. Its abundance makes it a very popular fuel.



△ Gasoline

Gasoline is a flammable liquid made from hydrocarbons, chiefly octane (C₈H₁₈). It is refined from crude oil (see page 157). The liquid is easy to store in tanks and pump around. It also ignites more easily than other fuels, even from its fumes.



△ Paraffin wax

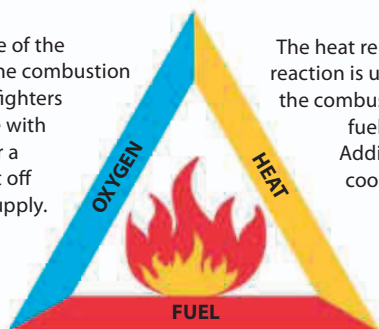
Paraffin wax is a solid and is also made from refined crude oil. The solid does not burn easily, but when melted the liquid wax will ignite. Once lit, the process is self-sustaining—the heat of the combustion melts more of the solid into flammable liquid.

Fire control

Firefighters tackle fires using an understanding of combustion reactions. The fire triangle is a simple way of expressing the three things needed for combustion to continue: oxygen, heat, and fuel. Taking one of these components away will make the reaction end—and the fire go out.

▷ Oxygen

This gas is one of the reactants in the combustion reaction. Firefighters smother a fire with foam, sand, or a blanket to cut off the oxygen supply.



◁ Heat





The heat released by the reaction is used to power the combustion of more fuel and oxygen. Adding water will cool the reaction and reduce its energy.

△ Fuel

Fire needs fuel. Firefighters have to consider what is burning before deciding how best to extinguish the fire safely and effectively.

▽ Fire extinguishers

Different fire extinguishers are designed to tackle fires fueled by different types of substances. For example, water is not used on burning liquid because the hot fuel bubbles up through it, making the water boil and spray the burning fuel into the air.

Type of fire	Fire extinguishers			
	Water	Foam	CO ₂	Powder
 paper, wood, textiles, and plastics	✓	✓		✓
 flammable liquids		✓	✓	✓
 flammable gases				✓
 electrical equipment			✓	✓

Redox reactions

IN A REDUCTION-OXIDATION (REDOX) REACTION, ELECTRONS ARE TRANSFERRED FROM ONE ATOM TO ANOTHER.

SEE ALSO

◀ 112–113	Ionic bonding
Electrochemistry	148–149 ▶
Refining metals	152–153 ▶
Electric currents	203 ▶

A redox reaction is one in which the oxidation state of one reactant rises as the oxidation state of the other falls to balance it. The oxidation state is the number of electrons added to or taken from an atom.

Oxidation states

Chemical reactions occur because most atoms have an incomplete outer shell of electrons, which makes them electrically unstable. To fill their outer shell they form bonds with other atoms in which they accept or donate electrons. The number of electrons that an atom needs to lose or gain to make itself stable is called its oxidation state. Any uncombined element has an oxidation state of zero.

+3							
+2	Cu ²⁺	Zn ²⁺					
+1			Na ⁺				
0	Cu	Zn	Na	0	Cl		
-1					Cl ⁻		
-2				O ²⁻			

↑ oxidation (loss of electrons)
↓ reduction (gain of electrons)

△ Positive or negative?

The oxidation state, or number, shows the number of electrons that are gained or lost when an atom changes to an ion (see pages 112–113). The oxidation state of all uncombined elements is zero, as is the sum of the oxidation numbers in a neutral compound. For simple ions, the oxidation state is the same as the electrical charge of the ion.

Changing oxidation state

When atoms or ions undergo a reaction, their oxidation state changes. For example, the oxidation state of sodium changes from 0 to +1 because it has one electron in its outer shell to give away. It is easier for it to donate the electron than to try to fill up its shell with seven more electrons. On the other hand, chlorine has an oxidation state of -1 because it is lacking one electron to complete its outer shell.

sodium has one electron in its outer shell
chlorine lacks one electron in its outer shell

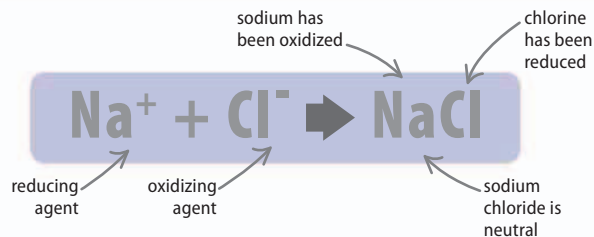


△ Sodium chloride

Sodium and chlorine make an ideal pair to form a compound because sodium has an electron to donate to chlorine.

Oxidation and reduction

When an atom (or ion) loses electrons during a chemical reaction it is said to have been “oxidized.” The term “oxidation” originally applied to reactions where oxygen had combined with another substance, but now it is used in any reaction where electrons are donated. The atom or ion that gains electrons is said to have been “reduced.” All redox reactions happen in pairs—for every reduction reaction there is a corresponding oxidation reaction.

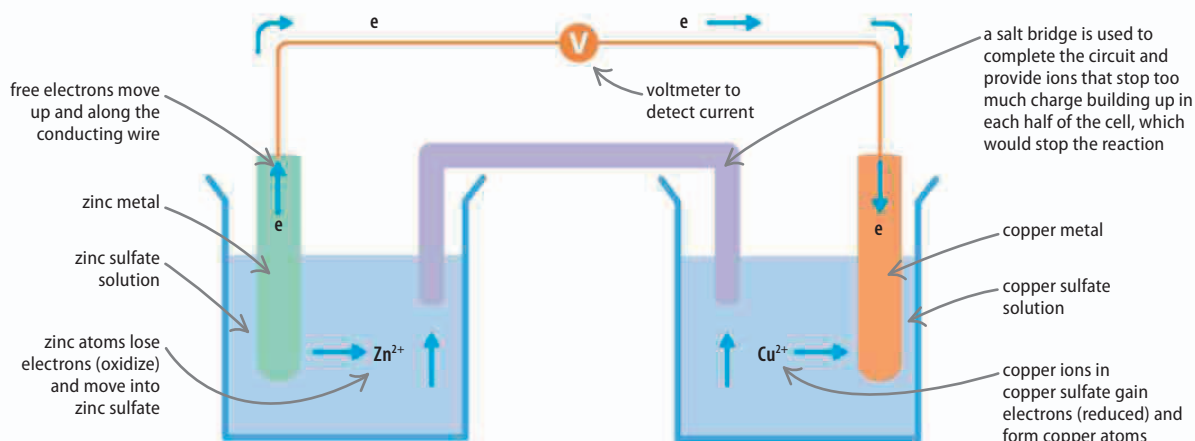
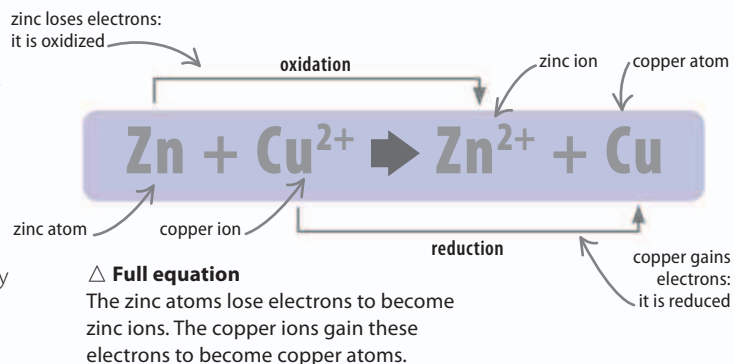


△ Oxidizers and reducers

The atom or ion that accepts the electrons is called the oxidizing agent, oxidant, or oxidizer. The atom or ion that donates the electrons is called the reducing agent.

Electrochemistry

The exchange of electrons that occurs in redox reactions can be used to create an electric current in an apparatus called an electrochemical cell. The current forms when electrons are released from the oxidation reaction and made to travel to the reduction reaction, which will absorb the electrons. In this experiment, a piece of zinc metal is dipped in zinc sulfate and a piece of copper is put in copper sulfate. These two metals are connected by a conducting wire. The sulfate solutions have free ions, which can carry an electric current (see page 148).



△ Oxidation cell

In the left half of the cell, oxidation occurs. The zinc metal atoms lose electrons to form zinc ions. The free electrons travel up and along the conducting wire to the reduction cell. The zinc ions (Zn^{2+}) move into the zinc sulfate solution.

△ Reduction cell

In the right half of the cell, reduction happens. Copper ions (Cu^{2+}) in the copper sulfate solution move to the piece of copper and accept two electrons each that have arrived from the oxidation cell. The copper ions thus become copper atoms.

Corrosion

A familiar phenomenon involving redox reactions is corrosion, in which metals and other materials are oxidized. Corrosion takes place in damp conditions, involving a reaction with oxygen or carbon dioxide and occasionally with pollutants such as hydrogen sulfide.

▷ Types of corrosion

The products of the reaction, such as rust, cause discolouration and weaken the original object.

Metal	Corrosion	Chemical name	Description
iron	rust	hydrated iron oxide	flaky rust expands and cracks the metal
copper	verdigris	copper carbonate	turns objects gray-green
aluminum	alumina	aluminum oxide	forms a dull layer on metal
silver	tarnish	silver sulfide	makes silver dark and dull
gold	no corrosion	none	gold always stays shiny

Energy and reactions

A LOOK AT THE WAY ENERGY IS INVOLVED IN CHEMICAL REACTIONS.

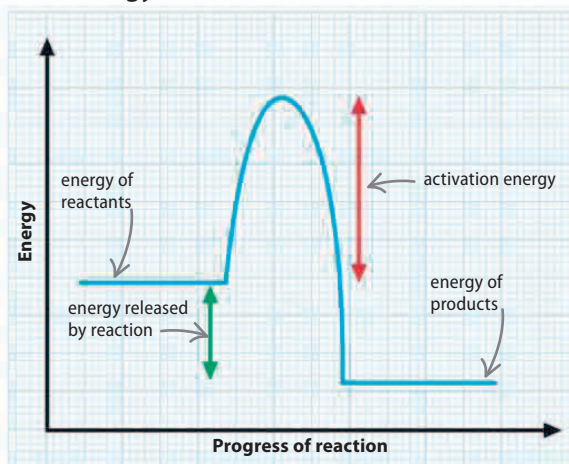
All chemical reactions require energy. Energy is needed to begin breaking and reforming atomic bonds. Most reactants need energy added to them before they will react.

Activation energy

The activation energy is the amount of energy that a reaction needs to begin. It is like a hill that the reactants have to get over. A reaction between a strong acid and alkali has low activation energy. It occurs as soon as the reactants are mixed because the molecules have enough energy already. The combustion of coal has a higher activation energy, so coal must be heated (adding energy) before it will burst into flames.

▷ Energy graph

When the energy involved in a reaction is shown as a graph, the activation energy forms a hump, over which the reactants must pass to form products.



Exothermic reaction

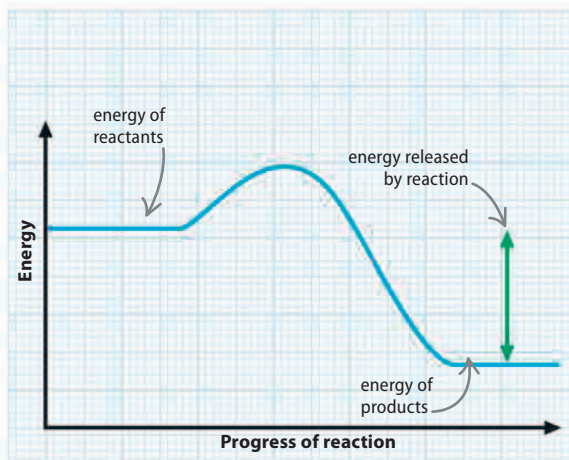
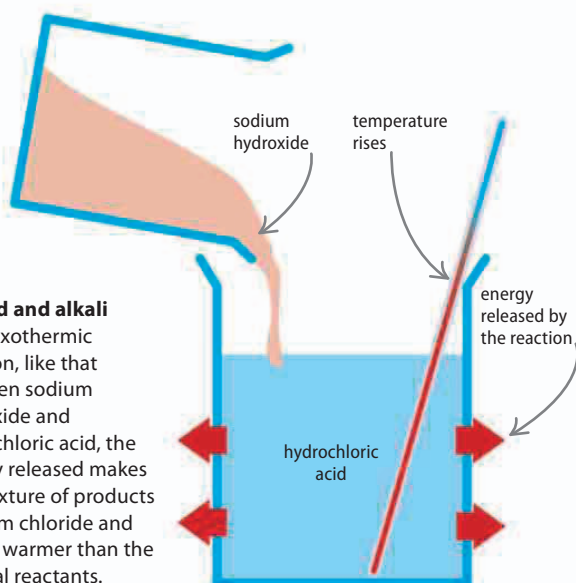
Chemical reactions need energy to begin, but they also release energy as the reactants reorganize into products. When the amount of energy released is greater than the activation energy, the reaction is exothermic. Exothermic reactions, such as the combustion of fuels, heat the surroundings with this release of energy.

▽ Energy released

In an exothermic reaction the energy in the products is lower than that in the reactants. This is because energy is lost as heat during the reaction.

▷ Acid and alkali

In an exothermic reaction, like that between sodium hydroxide and hydrochloric acid, the energy released makes the mixture of products (sodium chloride and water) warmer than the original reactants.



SEE ALSO

◀ 128–129 Chemical reactions

◀ 130–131 Combustion

Rates of reaction 136–137 ▶

Catalysts 138–139 ▶

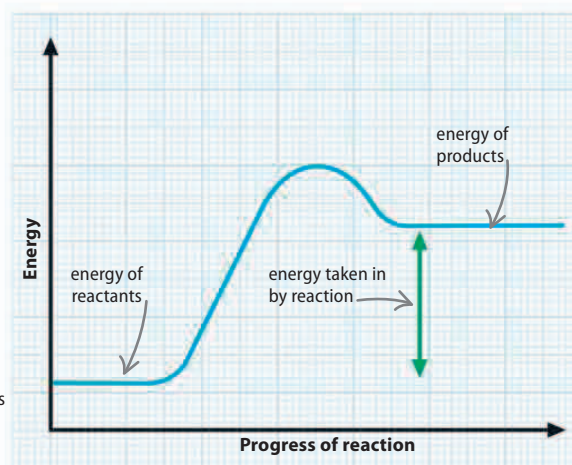
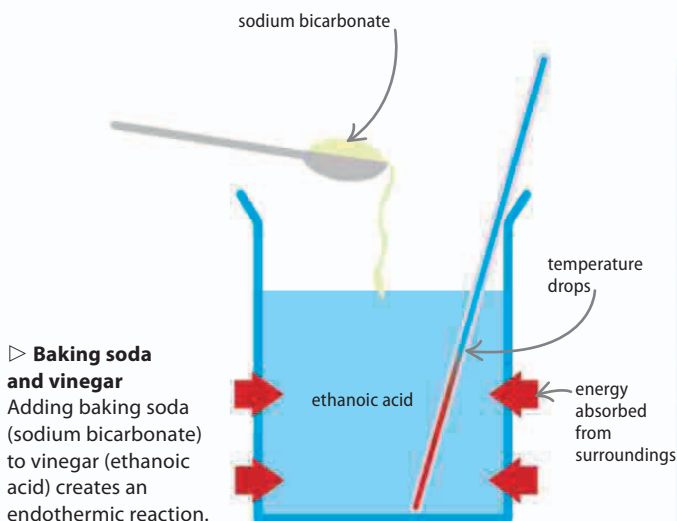
Energy 170–171 ▶

Endothermic reaction

When the amount of energy released during a reaction is less than the activation energy, the process is described as endothermic. Because more energy is going into the reaction than is coming out, the reaction mixture and its surroundings become colder as their energy is taken in by the reaction.

▽ Energy taken in

In an endothermic reaction the products have more energy than the reactants. This is because energy is taken in from the surroundings during the reaction.

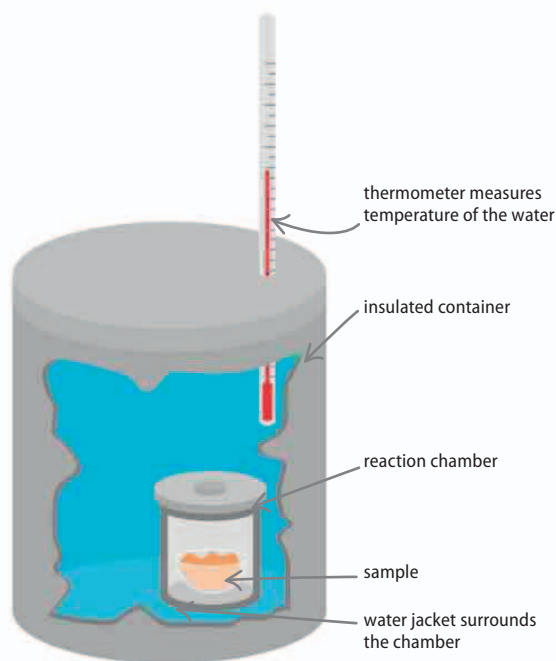


Calorimeter

All the energy used during a chemical reaction can be measured using a calorimeter. A reaction takes place in a central chamber, which is surrounded by water. The calorimeter is completely cut off from the outside, so any changes (rises and falls) in the water temperature can only be a result of the reaction taking place.

▷ Bomb calorimeter

This device is used to measure the energy in substances, including different foods. The sample is burned in pure oxygen and the amount of energy released is proportional to the rise in water temperature.



REAL WORLD

Hand warmers

Exothermic reactions are a convenient way of producing heat. Hand-warming packets and self-cooking cans contain two reactants in separate containers. When the hand warmer is bent in half, the containers rupture, mixing the reactants. Their reaction produces harmless products and enough heat to keep hands warm on cold days.



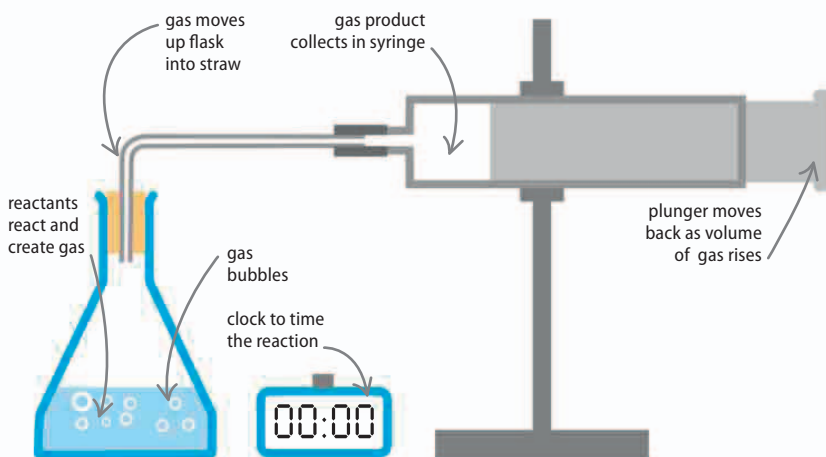
Rates of reaction

REACTANTS TURN INTO PRODUCTS AT DIFFERENT RATES.

Reaction rates depend on the substances involved. Dynamite burns so rapidly that it explodes in a fraction of a second, while an iron nail takes years to turn to rust.

Measuring rates

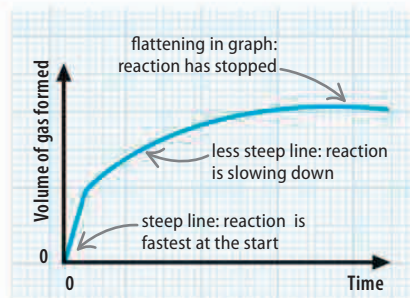
To understand what controls the speed of a reaction, a chemist first needs to be able to measure its rate—how quickly the reactants are converting into products. Only one product needs to be measured, since any others are produced at the same rate.



△ Using a syringe to measure gas

Measuring the increase in the volume of a gas product is relatively simple using a syringe. The measurements can be taken at regular intervals, timed by the clock. The volume will increase at a rate that is proportional to the reaction.

SEE ALSO	
< 30–31	Photosynthesis
< 134–135	Energy and reactions
Catalysts	138–139 >
Energy	170–171 >



△ Rate of reaction graph

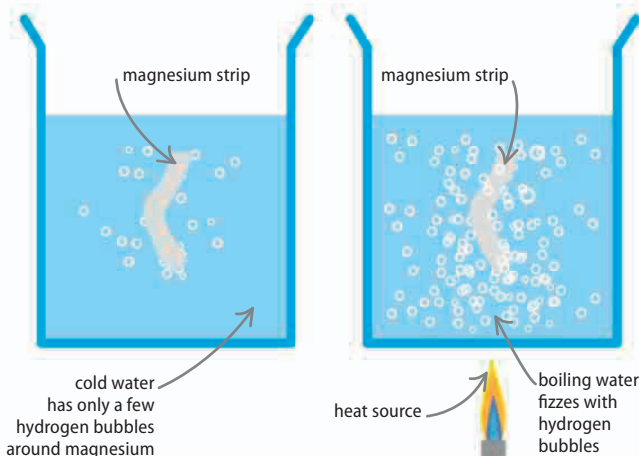
The volume measurements can be plotted against time on a graph. The steep line at the beginning shows that the rate of reaction starts very fast but then tails off.

Reactivity and temperature

Every reaction has an activation energy, which is the amount of energy the reactants need in order to break and reform atomic bonds. When a reaction has low activation energy, more of the reactants have the amount of energy needed and so the reaction occurs more quickly than a reaction with a higher activation energy. Heating the reactants—and increasing the pressure—adds energy and increases the rate of reaction.

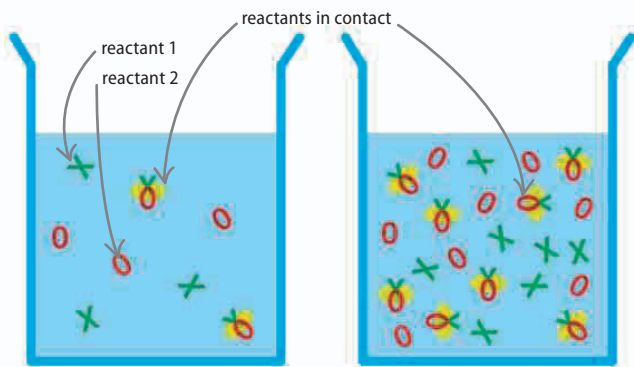
▷ Magnesium in water

In cold water, magnesium reacts very slowly, forming magnesium oxide and bubbles of hydrogen. Heating the water to near its boiling point makes the same reaction run more quickly, making the water fizz with hydrogen bubbles.



Concentration

Concentration is a measure of how much of a substance is present in a certain volume of a mixture. The rate of reaction is proportional to the concentrations of the reactants. Even if one reactant is present in large amounts, the reaction will only speed up as more of the other is added.



△ Low concentration

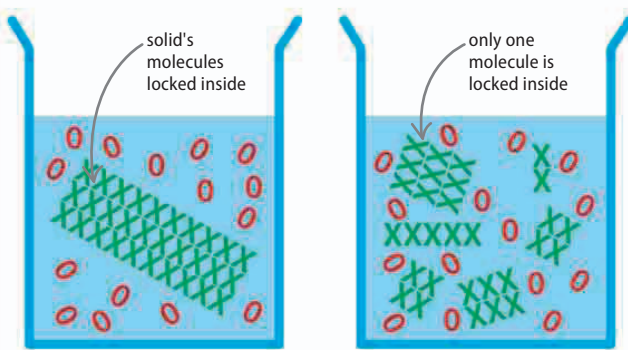
Reactants must make contact with each other to react. When reactants are mixed in low concentrations, they are widely dispersed and come into contact with each other infrequently.

△ High concentration

When reactants are mixed in higher concentrations, their molecules are less spread out and come into contact with each other more frequently. As a result, the rate of reaction is higher.

Particle size

When a solid reactant is added to a liquid or dissolved reactant, the reaction will proceed faster if the solid is crushed into powder rather than added as a single lump. The liquid reactant reacts with the surface of the solid, and the powdered reactant has a larger combined surface area than the single mass.



△ Large solid, small area

When the solid reactant is added as a big lump, the liquid reactant has fewer opportunities to react it. This is because many of the solid's molecules are locked away inside, out of reach of the liquid reactant.

△ Small solids, large area

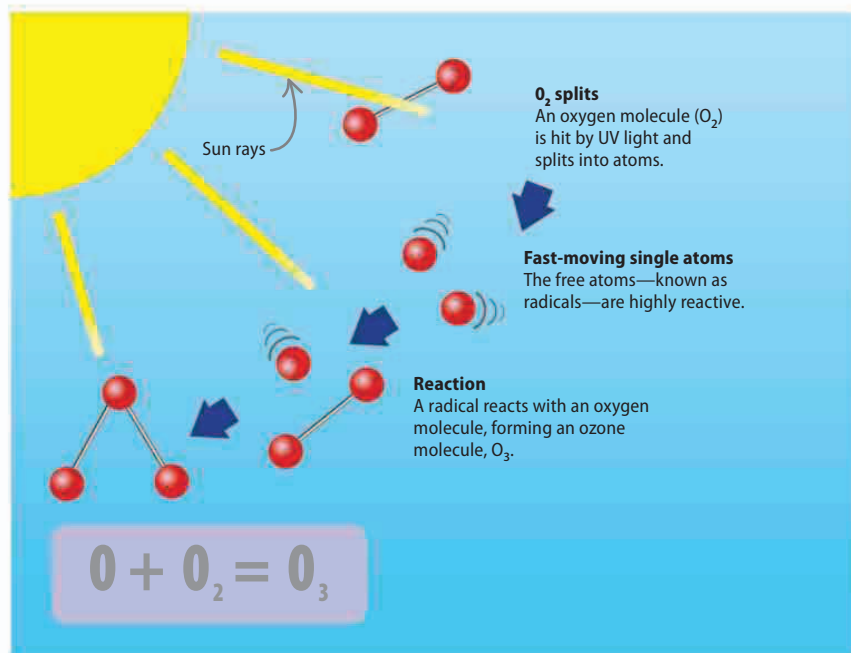
The same amount of solid reacts much more quickly when broken up into smaller sizes. This is because more of its molecules are made available to take part in the reaction.

Light

Some reactions speed up when exposed to bright light or other higher energy forms of radiation, such as ultraviolet (UV) light. The reactants absorb the energy from certain wavelengths and this is enough to give them the activation energy to begin reacting. These reactions are called photochemical reactions. Photosynthesis, used in plants to turn carbon dioxide and water into glucose, needs light. Without it, the rate of reaction is negligible.

▷ Ozone layer

The reaction that creates ozone, a form of oxygen with three atoms per molecule happens mostly where high-energy light hits the high atmosphere. The ozone forms a layer in the high atmosphere and helps to absorb the dangerous UV rays in sunlight.



Catalysts

CATALYSTS SPEED UP REACTIONS BY LOWERING THE ACTIVATION ENERGY REQUIRED.

SEE ALSO

◀ 67 Digestive chemicals

◀ 134 Activation energy

◀ 136 Reactivity and temperature

Energy

170–171 ▶

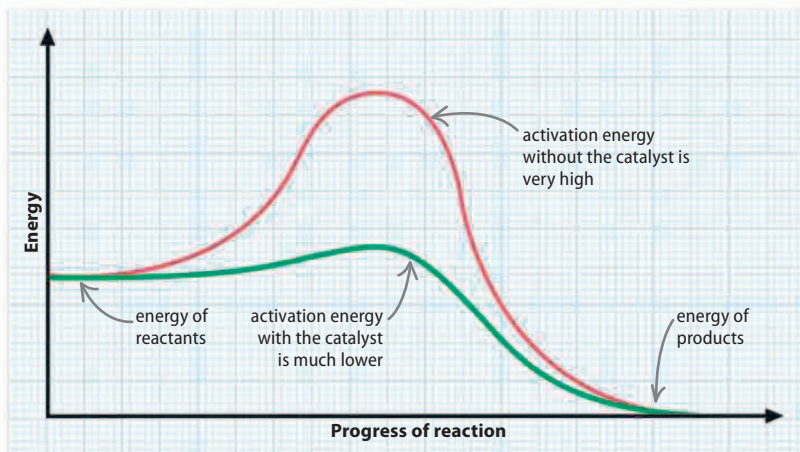
Various catalysts used in laboratories and industry make chemical reactions run faster and allow unreactive materials to get involved in reactions. The enzymes that control reactions in cells are also catalysts.

Less energy needed

Many reactions have activation energies that are so high that the reactions never happen on their own—or happen so slowly that they are hardly noticeable. Catalysts make such reactions possible by reducing the activation energy needed.

▷ Energy graph

Catalysts reduce the energy barrier between reactants and products. In industry, a catalyst can make reactions more economical.



How catalysts work

Catalysts are a highly varied group of materials. Many are porous substances with tiny spaces inside where the reactants are brought together in such a way that they react without the need for a lot of energy. The precise mechanisms vary but usually a catalyst facilitates a reaction by providing an intermediary phase between the reactants and the products. The catalyst is involved in the reaction but not consumed by it.

Key:



Reactant 1



Reactant 2



Catalyst



Product

▷ Reactant 1 bonds with catalyst

One reactant bonds temporarily with the catalyst, forming a complex molecule.



▷ Reactant 2 joins in

The molecule bonds with the other reactant, bringing the reactants close together.



▷ Product forms

While held in this way, the reactants need much less energy to react. The product can form easily.



▷ Catalyst breaks away

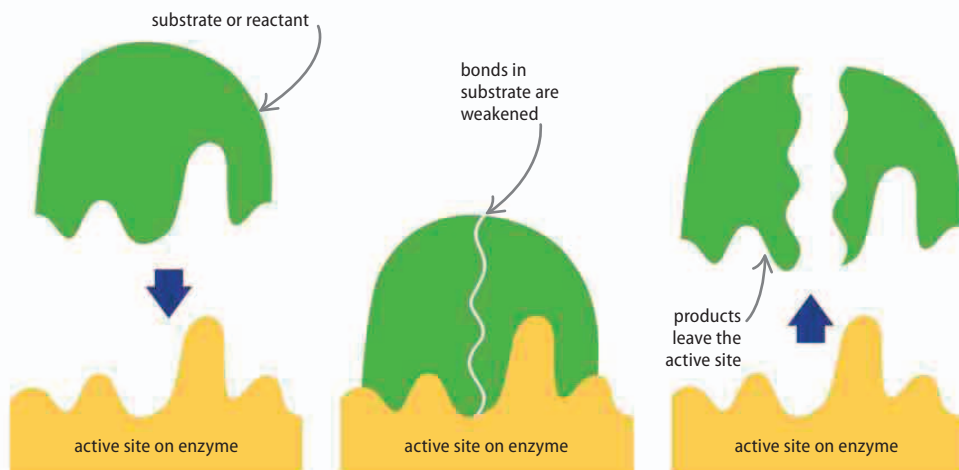
The product breaks from the catalyst, which is unchanged by the reaction and available to repeat its role.



The word “**catalyst**” comes from the Greek word meaning “to untie.”

Enzymes

Most of the chemical reactions that take place inside living bodies would not happen without the catalytic effect of enzymes. Enzymes are protein molecules that are highly folded into shapes specific to their roles. These shapes create an area known as the enzyme's active site. The reactants—known as substrates in biochemistry—are also molecules with complex shapes. They fit onto the enzyme's active site, where the reaction takes place. Enzymes are used in the digestive system to break down large molecules of food into smaller ones.



△ Active site

Only a specific substrate can bond to a specific enzyme's active site, like a key fitting into a lock.

△ Catalyzed reaction

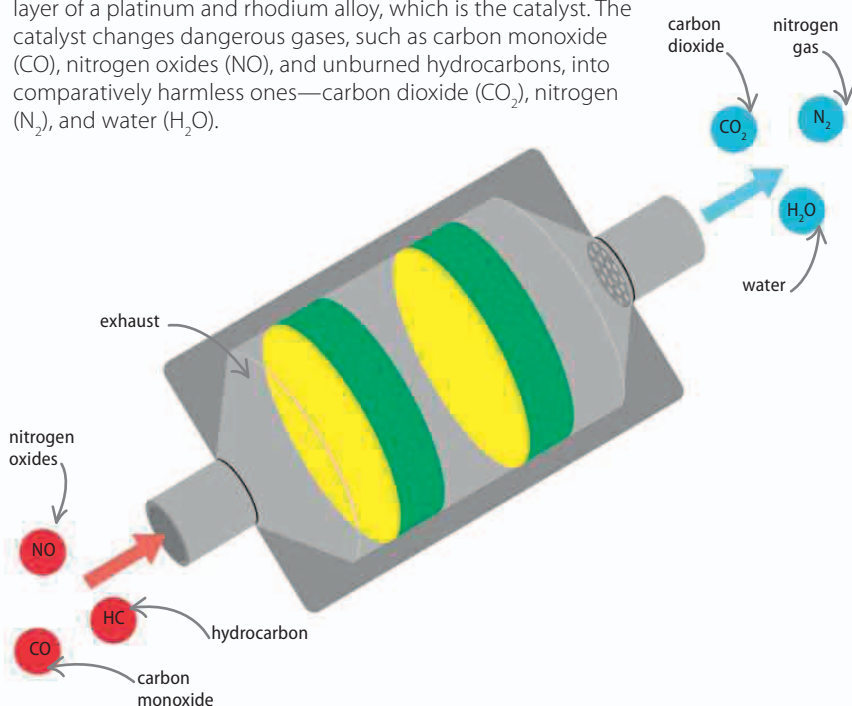
When joined to the enzyme, the chemical reaction can take place. Bonds within the substrate are weakened.

△ Products produced

The substrate divides into two products. These break off the active site, leaving it free to collect a new substrate.

Catalytic converter

Every new car is fitted with a catalytic converter, or "cat." The engine exhaust passes through this device before it enters the air. Inside is a honeycomb-shaped ceramic coated with a thin layer of a platinum and rhodium alloy, which is the catalyst. The catalyst changes dangerous gases, such as carbon monoxide (CO), nitrogen oxides (NO), and unburned hydrocarbons, into comparatively harmless ones—carbon dioxide (CO₂), nitrogen (N₂), and water (H₂O).



REAL WORLD

Margarine

Margarine is made using a catalyst. The starting materials are vegetable oils: long chain molecules made from carbon and hydrogen. The oils are unsaturated—their molecules have room for more hydrogen atoms. Hydrogen is bubbled through the oil over a nickel catalyst, which saturates the oil molecules, turning them into a butterlike solid.



Reversible reactions

SOME REACTIONS CAN BE REVERSED.

In general, chemical reactions run in just one direction. The energy that is required to turn the products back into reactants is just too great for it to happen. However, some reactions are easily reversible.

SEE ALSO

◀ 100–101 Changing states

◀ 102–103 Gas laws

◀ 128–129 Chemical reactions

◀ 134–135 Energy and reactions

Pressure

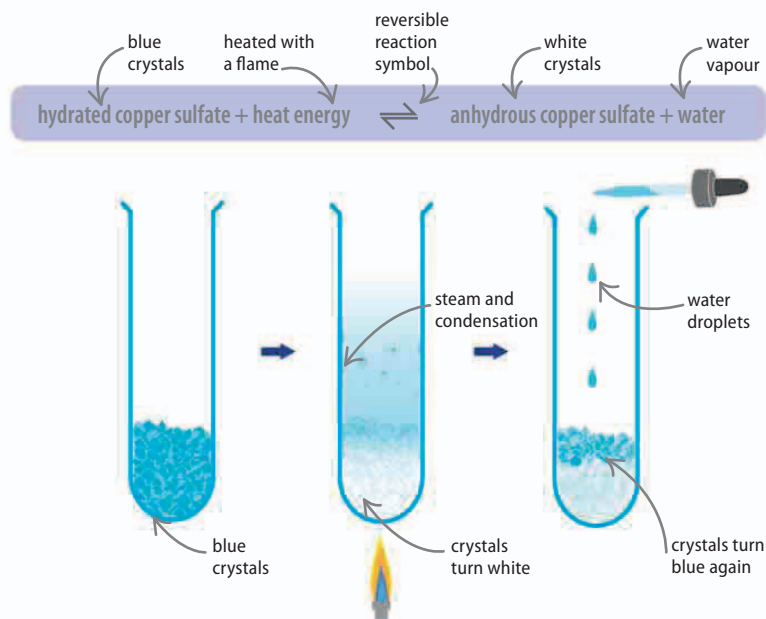
184–185 ▶

Two-way reactions

A reversible reaction is one that can go backward as well as forward—products that form can easily be turned back into the original reactants. The amounts of energy needed to make the reaction run in either direction are rarely equal, but there is not a large difference between the two. A common reversible reaction is to use heat to drive water from a solid. This is reversed by simply adding water.

▶ Hydrating crystals

Copper sulfate crystals are blue due to water molecules locked inside them. Heating the crystals drives out water and they turn into the white anhydrous (without water) form. However, adding water easily reverses the process.



Dynamic equilibrium

Reversible reactions do not normally run one way and then the other. They run in both directions simultaneously. However, it is the rate of reaction in each direction that dictates the yield (the proportions of reactants and products). When the rate of reaction in both directions is the same, the reaction is in equilibrium.

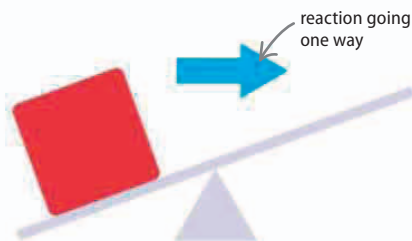
Key



Reactants

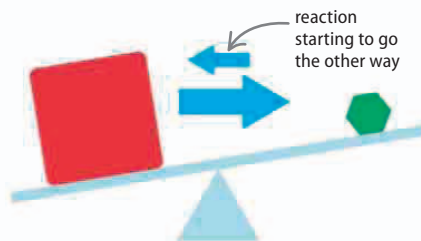


Products



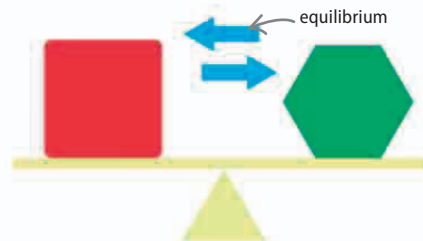
△ One way

At the start of the reaction, few products have formed so the reaction runs in one direction. The high concentration of reactants makes the rate of reaction high.



△ Mostly one direction

Although there is still a high concentration of reactants, the reaction is starting to go backward. However, the concentration of products is increasing.

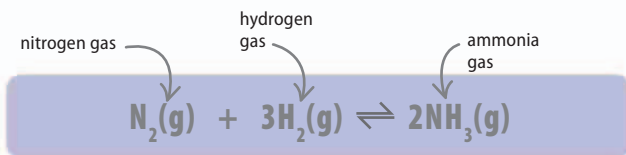


△ Dynamic equilibrium

Products are being made at the same speed as they turn back into reactants but the reactions continue. This stage in the reaction is called dynamic equilibrium.

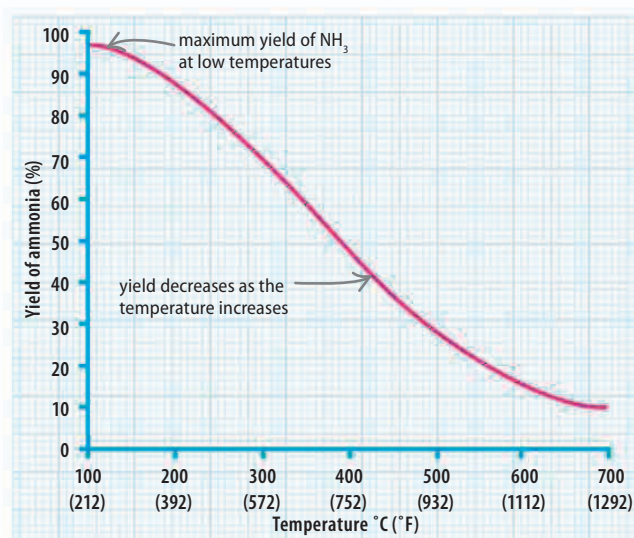
Temperature

If a change such as temperature is made to a reaction in equilibrium, the speed of the forward or backward reaction will adjust to counter the effects of that change. Every reversible reaction has an exothermic direction (giving out energy) and an endothermic one (taking in energy). If heated, the reaction that takes in heat (the endothermic direction) will speed up to balance the effect of the heating.



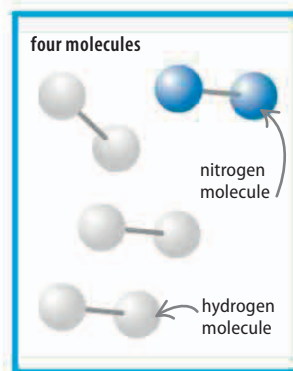
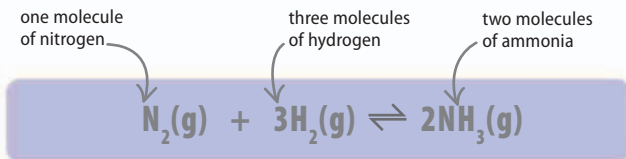
▷ Making ammonia

Nitrogen and hydrogen give out heat when they react to form ammonia. Adding heat reduces the yield of ammonia because more of the compound decomposes back into hydrogen and nitrogen.



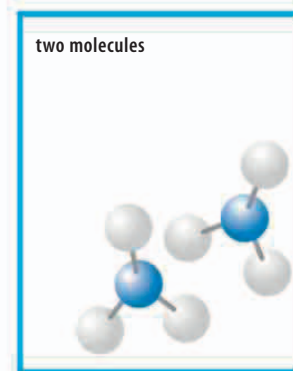
Pressure

Pressure also affects the equilibrium in reactions involving gases. Pressure is caused by gas molecules hitting the sides of the container. The more molecules there are, the higher the pressure in the container. Increasing the pressure during a reversible reaction shifts the equilibrium toward the side with fewer molecules. In the equation for making ammonia there are four molecules of reactants (one molecule of nitrogen and three molecules of hydrogen) and two molecules of product (ammonia). An increase in pressure favors the forward direction of the reaction, which produces ammonia, rather than the reverse.



△ Reactants

Increasing the pressure pushes the hydrogen and nitrogen molecules together and drives the reaction to produce ammonia.



△ Products


Only two ammonia molecules are produced, which take up less space than the reactants. This makes the pressure fall.

Photosynthesis is a reversible reaction. If there is too much sugar and oxygen in a plant cell, **photorespiration** occurs, turning them back into carbon dioxide and water.

REAL WORLD

Quicklime

Quicklime is a chemical made by heating calcium carbonate. The heat makes the carbonate decompose into quicklime and carbon dioxide. However, these two products can then react back into calcium carbonate. To stop this, the kiln draws carbon dioxide away from the quicklime.



Water

ONE OXYGEN ATOM AND TWO HYDROGEN ATOMS BOND TO FORM THE COMPOUND WATER.

Water is one of the very few natural substances that are liquid in everyday conditions. Its unusual properties stem from the oxygen atom in its molecules.

Hydrogen bonds

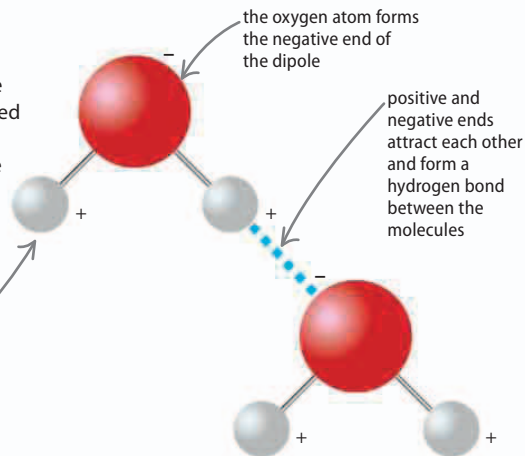
In addition to the covalent bonds that join the hydrogen and oxygen atoms in a water molecule, there are bonds between the molecules themselves. The electrons in the covalent bond are pulled closer to the oxygen atom than to the hydrogen atoms. This makes the oxygen atom negatively charged and the hydrogen atoms positive. These opposite charges on different molecules attract each other in what is known as a hydrogen bond.

▷ **Dipole** The areas of charge in the water molecule are called poles. A hydrogen bond is formed between the negative end of one molecule and the positive end of another.

each hydrogen atom forms the positive end of the dipole

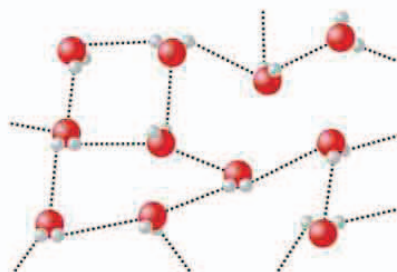
the oxygen atom forms the negative end of the dipole

positive and negative ends attract each other and form a hydrogen bond between the molecules



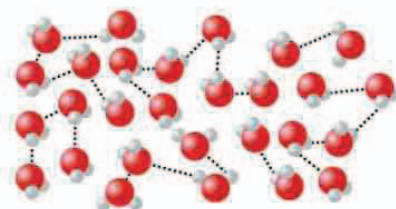
States of water

On Earth, water is mainly liquid—it covers 70 percent of the planet's surface. However, the other states of water are just as familiar—polar regions are covered in ice, while the atmosphere is filled with water vapor. Like all gases, water vapor has a lower density than water. However, almost uniquely among natural substances, when water freezes into ice (solid) it expands and has a lower density. As a result, ice floats on water. With other substances, their solid states have higher densities and sink under their liquid states.



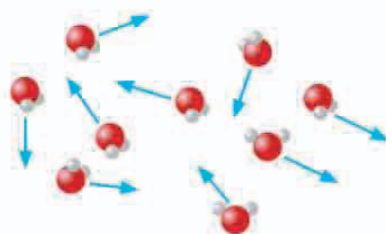
◁ Ice

An ice crystal is held together with hydrogen bonds. As the crystal forms, the molecules spread out so each molecule can bond with three others. This makes the molecules take up a larger volume.



◁ Liquid water

In liquid water there are fewer hydrogen bonds. The molecules can get closer to each other, taking up less volume. The bonds break and reform, allowing the molecules to move around.



◁ Water vapor

In the gaseous form, the water molecules of water are independent of each other and can move around freely. Water vapor forms below the boiling point of water, while steam is technically vapor above 100°C (212°F).

Water is densest at 4°C (39°F), which is the temperature at the bottom of the deepest ocean floors.

SEE ALSO

◀ 78–79 Cycles in nature

◀ 104–105 Mixtures

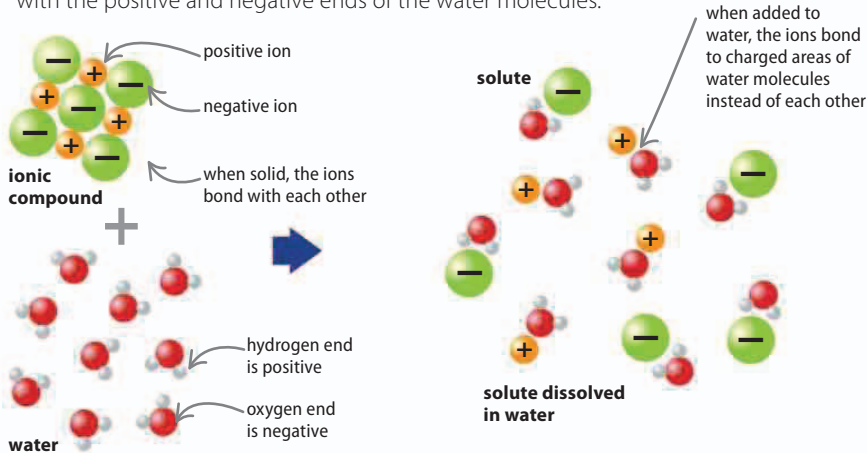
◀ 115 Intermolecular forces

The Earth

226–227 ▶

Universal solvent

Water is sometimes known as the universal solvent because so many substances dissolve in it. The property is another result of water molecules' polarity. Ionic substances are made up of charged particles bonded together. When they are added to water, the ions split from their opposite partners and form bonds with the positive and negative ends of the water molecules.



REAL WORLD

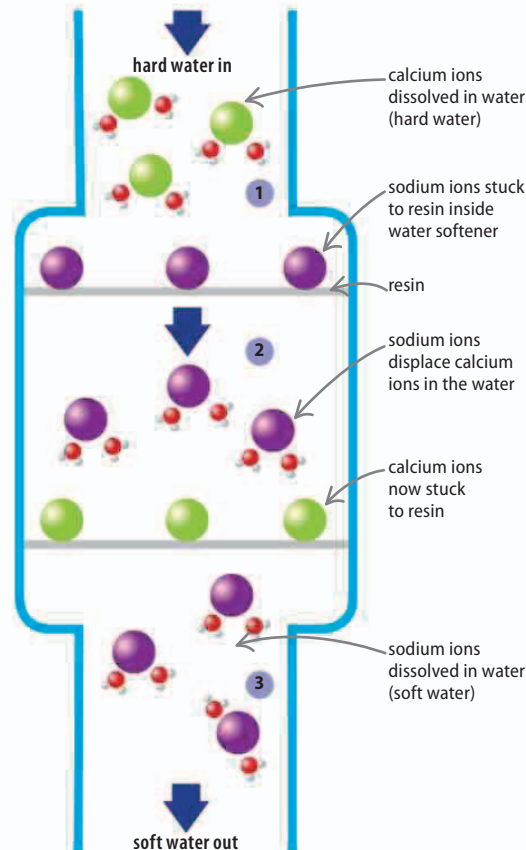
The Dead Sea

When things dissolve in water they make it more dense. Seawater is more dense than freshwater because it has salt dissolved in it. The water in the Dead Sea is so salty that it is much denser than the human body. That is why bathers can float so easily.



Water hardness

Hardness is the term used to describe how many minerals are dissolved in water. Temporary hardness is largely due to dissolved calcium hydrogen carbonate. When the water is heated it decomposes into carbon dioxide, water, and solid calcium carbonate. This solid is called limescale and builds up on heating equipment like kettles. Other calcium (and magnesium) compounds form permanent hardness. They can affect the taste of drinking water and the action of soaps. A water softener replaces minerals that cause hardness with sodium ions, which do not cause as many problems.



1. Hard water in

Dissolved calcium ions make the water hard. This hard water is fed into the softener before it reaches the tap.

2. Inside the softener

The softener contains a porous resin filled with sodium ions. As the hard water flows through, the sodium ions displace (swap places with) the less reactive calcium ions in the water.

3. Soft water out

The water flowing out of the softener contains sodium ions, while the calcium ions are left behind in the resin. The resin needs to be replaced regularly or washed with a sodium solution to restock the sodium ions.

Acids and bases

ACIDS AND BASES ARE CHEMICAL OPPOSITES, BUT THESE TWO TYPES OF COMPOUNDS ARE CLOSELY RELATED.

The chemistry of acids and bases is driven by hydrogen ions. Acids are substances that produce hydrogen ions; bases are substances that react with acids by accepting these hydrogen ions.

What is an acid?

Acids are compounds that release positively charged particles of hydrogen, called hydrogen ions (H^+), when dissolved in water. These ions are highly reactive and can bond to other substances and have a corrosive effect on them. The strength of an acid depends on the number of hydrogen ions that it can release.

▽ Strong acids

The most powerful acids are ionically bonded compounds (see page 112). They split into hydrogen and other ions completely when dissolved in water, thus releasing large quantities of free hydrogen ions.

Name	Formula	Where it is found
hydrochloric acid	HCl	the stomach
sulfuric acid	H_2SO_4	car batteries
nitric acid	HNO_3	process to make fertilizers

What is a base?

A base is a compound that reacts with an acid by accepting its hydrogen ions. The most reactive bases are soluble compounds called alkalis. As it dissolves, an alkali releases hydroxide ions (OH^-). The hydrogen and hydroxide ions combine very readily to form water, so the reaction between an acid and an alkali is often vigorous.

Neutralization

The reaction between an acid and an alkali (or other base, such as an oxide) is called neutralization, because it results in products that are neither acid nor alkali. One of the products is always water. The other, known as the salt, is a compound formed from the left-over ions.

SEE ALSO

- ◀ 89 Acid rain
- ◀ 112–113 Ionic bonding
- ◀ 114–115 Covalent bonding
- ◀ 120 Why alkali?
- ◀ 136–137 Rates of reaction

DNA, the chemical that carries genetic code, is a type of acid.

▽ Weak acids

Acids which have a covalent structure (see page 114) do not break up into ions so easily. They have complex molecules, but sometimes the bond holding a certain hydrogen ion weakens, allowing it to break off.

Name	Formula	Where it is found
citric acid	$C_6H_8O_7$	lemon juice
ethanoic acid	CH_3COOH	vinegar
formic acid	HCOOH	ant stings

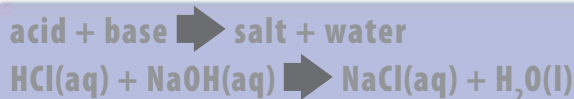
▽ Common alkalis

Any compound with a hydroxide ion is known as an alkali. Alkalis are used in industry to make soaps and are added to waste to help it decay more rapidly.

Name	Formula	Where it is found
sodium hydroxide	NaOH	oven cleaner
magnesium hydroxide	$Mg(OH)_2$	indigestion tablets
potassium hydroxide	KOH	soap

▽ General equation

An acid and base always react to produce a salt and water. The salt produced when hydrochloric acid (HCl) reacts with sodium hydroxide (NaOH) is sodium chloride (NaCl)— better known as common salt.



Measuring acidity

Acidity is measured in pH, which stands for “power of hydrogen.” Neutral substances such as water have a pH of 7. A substance with a pH lower than this is acidic; one with a pH higher than this (up to 14) is alkaline. The pH measures the concentration of hydrogen ions. Each whole pH number on the scale is ten times more acidic or basic than the previous number. For example, a substance with a pH of 6 has ten times more hydrogen ions in it than water, which has a pH of 7.

▷ Indicators

Chemicals used to test whether a substance is acid or alkaline are called indicators. Litmus was the first indicator used to show pH. It produces a red color for acid and blue for alkali. However its range of colors is limited, making it hard to judge the precise pH. A dye called universal indicator is more practical and produces a wide range of colors indicating where the solution fits into the pH scale.

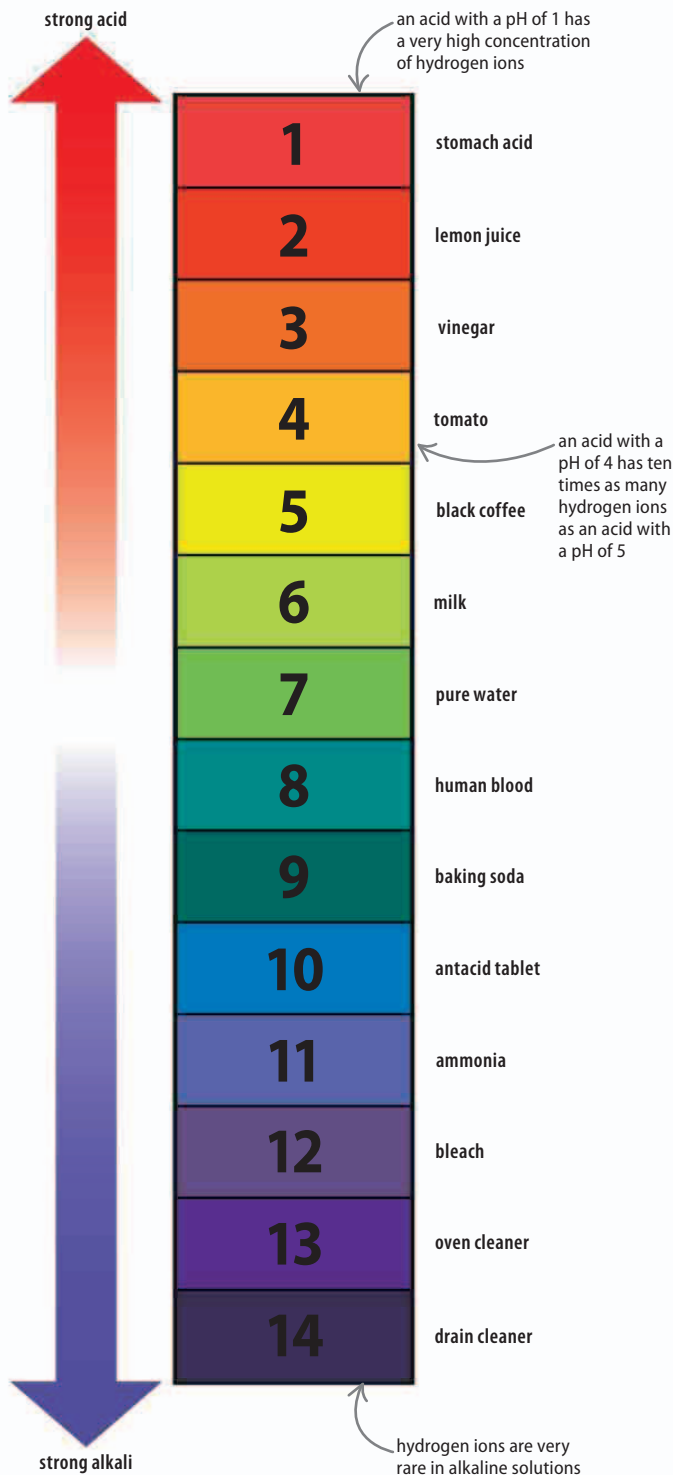
REAL WORLD

Indigestion tablets

The discomfort of indigestion is caused by digestive acids leaking out of the stomach into the esophagus. This causes a burning sensation as it attacks the soft lining of the throat. Antacid tablets contain alkalis—often magnesium hydroxide—that neutralize these acids into harmless salts.



Rainwater is slightly acidic because carbon dioxide dissolves in it, making carbonic acid.



Acid reactions

ACIDS REACT WITH A RANGE OF OTHER SUBSTANCES IN PREDICTABLE WAYS.

Although acids come in many forms, they all react in the same way. When any acid is added to metals, oxides, or other compounds, the reaction generates the same set of products.

Acids and metals

If a metal is more reactive than the hydrogen in an acid, they will react to form a salt and hydrogen gas. The most reactive metals, such as potassium, even do this with water—which contains hydrogen but is, by definition, neutral. Metals such as copper and gold are less reactive than hydrogen, so they do not react with most acids.

General equation

Iron displaces the hydrogen in the sulfuric acid (H_2SO_4), forming a salt, iron sulfate (FeSO_4), which is an ionically bonded compound. The hydrogen has nothing else to react with, so it is released as a gas.

acid + metal = salt + hydrogen



SEE ALSO

◀ 28–29 Respiration

◀ 89 Acid rain

◀ 128–129 Chemical reactions

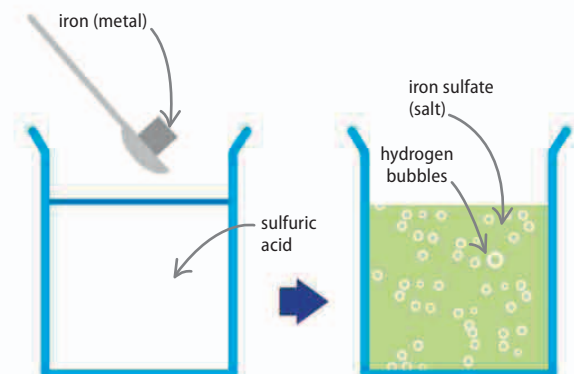
◀ 144–145 Acids and bases

Alcohols

160–161 ▶

Iron plus sulfuric acid

When solid iron is added to the acid, the mixture begins to fizz with hydrogen bubbles. The iron sulfate salt dissolves forming a green solution.



REACTION OF METALS

Name	Reacts with water	Reacts with most acids	Level of reaction
potassium	yes	yes	high ↑ ↓ no reaction
sodium	yes	yes	
lithium	yes	yes	
calcium	yes	yes	
magnesium	no	yes	
aluminum	no	yes	
zinc	no	yes	
iron	no	yes	
tin	no	yes	
lead	no	yes	
copper	no	no	no reaction
mercury	no	no	
silver	no	no	
gold	no	no	

REAL WORLD

Acid rain

Rainwater is naturally slightly acidic because carbon dioxide gas in the air dissolves in it, making weak carbonic acid. When this acidic rain falls on certain stones it reacts with the chemicals in the stones, gradually eating away at them in a process called weathering.



Acids and oxides

When an acid reacts with an oxide (a compound with oxygen), it forms a salt and water. The hydrogen ions from the acid and the oxide ions form the water molecules. The cation (the positively charged portion of the oxide)—generally a metal ion—then forms a salt with the anion (the negative part of the acid).

▽ General equation

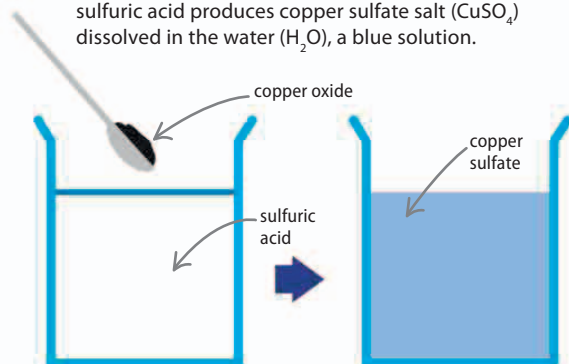
The acid-oxide reaction has the same products as an acid-base reaction (see page 144).

acid + oxide = salt + water



▽ Sulfuric acid (H_2SO_4) plus copper oxide (CuO)

The black copper oxide powder added to colorless sulfuric acid produces copper sulfate salt (CuSO_4) dissolved in the water (H_2O), a blue solution.



Acids and carbonates

When an acid reacts with a carbonate, the products are a salt, water, and carbon dioxide. A carbonate is an ionic compound in which the anion is CO_3^{2-} . The carbonate ion is displaced in the reaction by the anion from the acid. The carbonate ion then reacts with the free hydrogen ion to form water and carbon dioxide.

▽ General equation

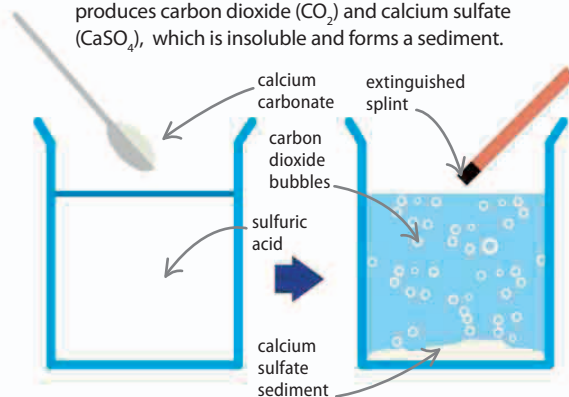
The acid-carbonate reaction produces a salt, water, and also carbon dioxide gas.

acid + carbonate = salt + carbon dioxide + water



▽ Sulfuric acid (H_2SO_4) + calcium carbonate (CaCO_3)

White calcium carbonate powder added to sulfuric acid produces carbon dioxide (CO_2) and calcium sulfate (CaSO_4), which is insoluble and forms a sediment.



Acids and sulfites

A sulfite is a compound made up of at least one cation, often a metal, and a sulfite SO_3^{2-} ion. When a sulfite reacts with an acid, the products are a salt, water, and sulfur dioxide. The sulfite ion is displaced in the reaction by the anion from the acid. The sulfite ion then reacts with the free hydrogen to form water and sulfur dioxide gas.

▽ General equation

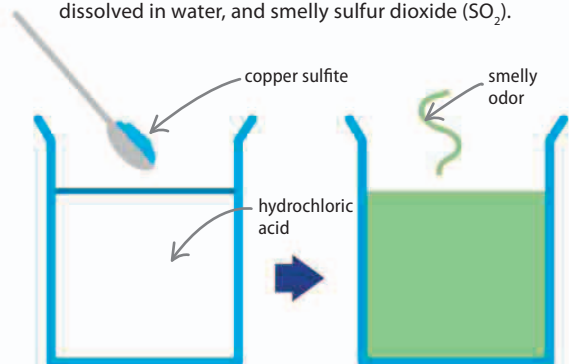
This reaction is very similar to that of the acid-carbonate reaction, except sulfur dioxide gas is formed instead of carbon dioxide.

acid + sulfite = salt + sulfur dioxide + water



▽ Hydrochloric acid (HCl) plus copper sulfite (CuSO_3)

Blue copper sulfite crystals added to clear hydrochloric acid produces the green salt copper chloride (CuCl_2), dissolved in water, and smelly sulfur dioxide (SO_2).



Electrochemistry

ELECTRICITY IS USED IN CHEMISTRY TO ALTER COMPOUNDS OR TRANSFER MATERIALS.

SEE ALSO

◀ 112–113 Ionic bonding

◀ 133 Electrochemistry

Refining metals

152–153 ▶

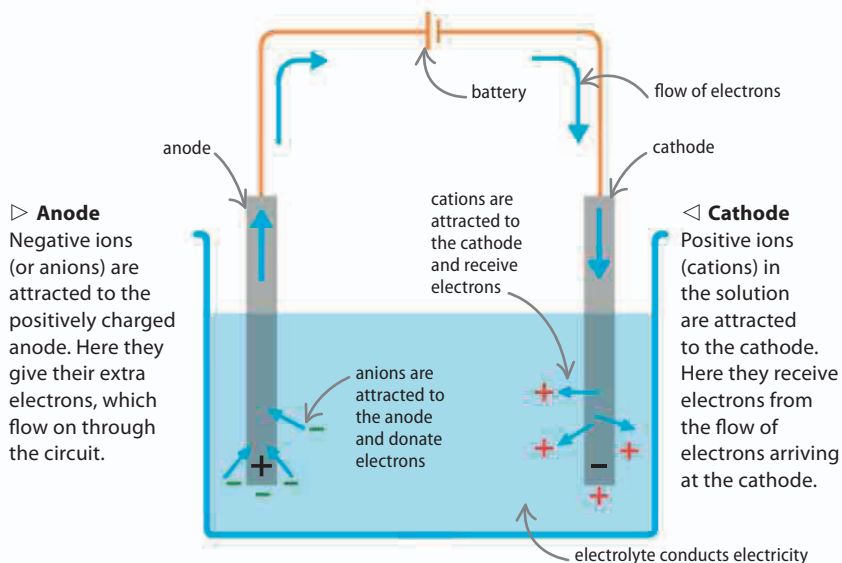
Electricity

202–203 ▶

The energy carried by electric currents can be used in chemistry. Currents are frequently used to force compounds apart, by converting ions back into atoms to produce pure elements.

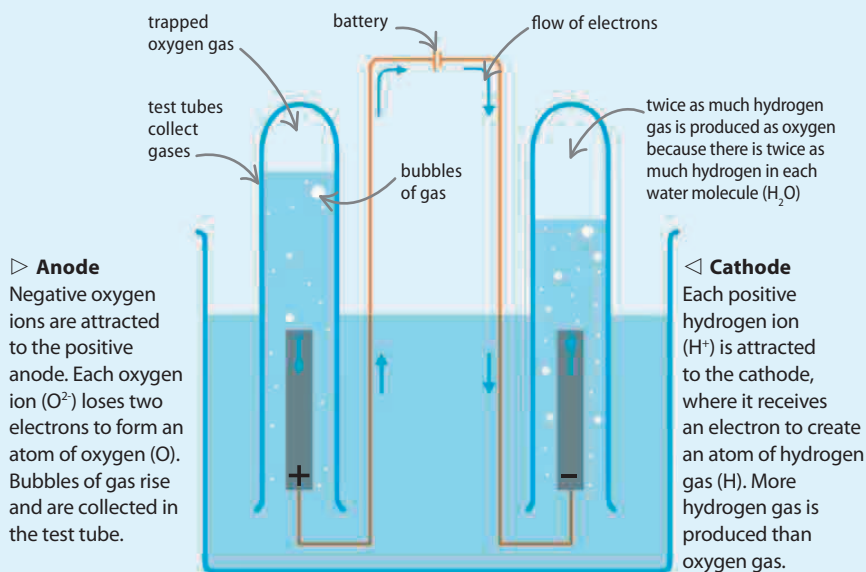
Electrolytes

An electrolyte is a liquid that conducts electricity. It is an ionic compound and has to be liquid (molten or in a solution) so that its component ions are free to move. A power source is connected to two electrodes that are placed in the electrolyte. This creates a positive charge at one electrode (the anode) and a negative charge at the other (the cathode). The positive and negative ions in the electrolyte then move toward the electrode with the opposite charge, where they receive or donate electrons. This flow of ions carries electricity through the liquid.



Electrolysis

Passing an electric current through an ionic compound will split it into its component elements. This is called electrolysis and was the process used to isolate many new elements for the first time. When the power source is turned on, the positive and negative ions in the compound are attracted to their oppositely charged electrodes. At the cathode, positive ions receive electrons and, at the anode, negative ions lose electrons, so the ions become neutral atoms again. The pure elements build up at each electrode and can be collected. Water is an ionic compound (H_2O) that can be split into hydrogen (H) and oxygen (O) in this way.

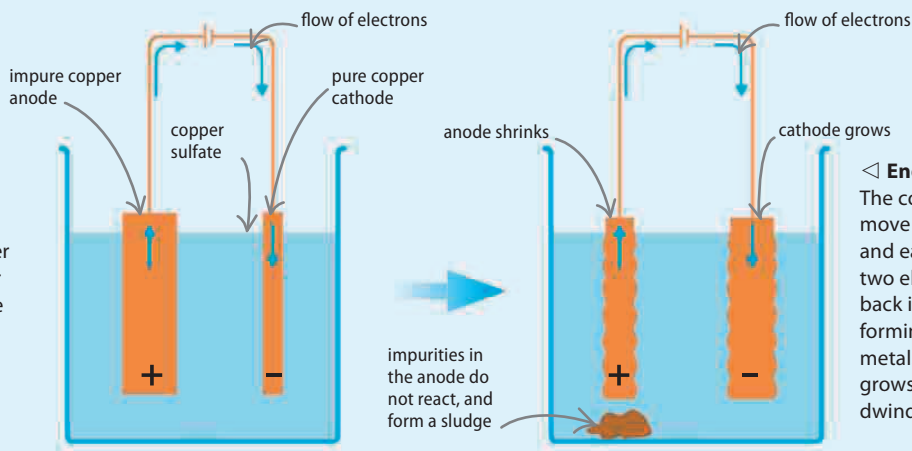


Purifying metals

Electrochemistry can be used to remove impurities from a metal and make an extremely pure sample. The piece of impure metal is used as the anode. A pure sliver of the same metal is the cathode. When the current is switched on, the metal ions in the impure metal leave the anode and dissolve in the electrolyte, a copper sulfate solution. Here they are free to move to the cathode, where they receive electrons and turn back into metal atoms.

▷ Start point

The current turns each copper atom in the impure copper anode into a copper ion (Cu^{2+}). They leave the anode and dissolve into the copper sulfate electrolyte.



◁ End point

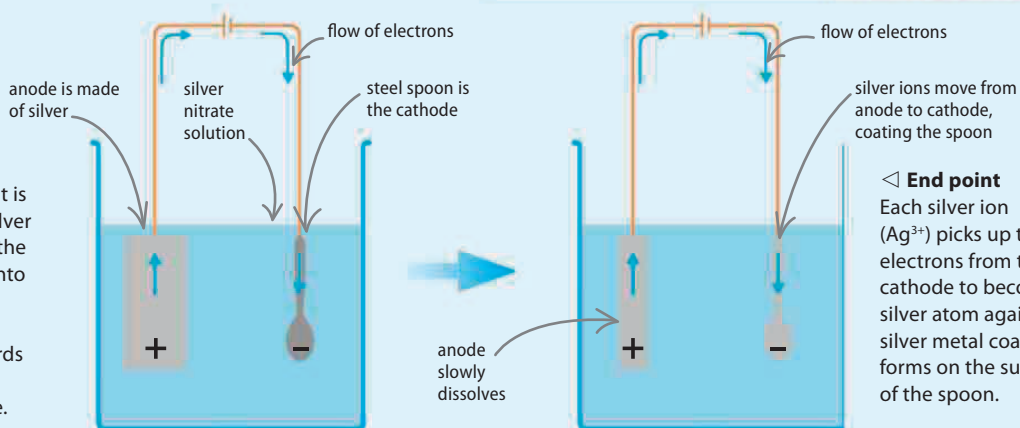
The copper ions move to the cathode and each ion receives two electrons to turn back into an atom (Cu), forming a layer of pure metal. So the cathode grows as the anode dwindles away.

Electroplating

A thin layer of precious metal can be added to a less expensive metal object using a process called electroplating. A piece of precious metal, such as gold or silver, is used as the anode. The item to be plated forms the cathode. The electrolyte also contains ions of the precious metal. The current makes the anode gradually dissolve and the precious metal ions transfer to the cathode, where they coat the object.

▷ Start point

When the current is turned on, the silver ions (Ag^{3+}) from the anode dissolve into the silver nitrate electrolyte. Then they move towards the negatively charged cathode.



◁ End point

Each silver ion (Ag^{3+}) picks up three electrons from the cathode to become a silver atom again. A silver metal coating forms on the surface of the spoon.

REAL WORLD

Galvanization

Electroplating can be used to coat and protect steel with a layer of zinc to make galvanized steel. This zinc-plated steel is more resistant to corrosion than iron (the main constituent of steel).



Lab equipment and techniques

A GUIDE TO THE BASIC APPARATUS IN A CHEMISTRY LAB AND HOW IT IS USED.

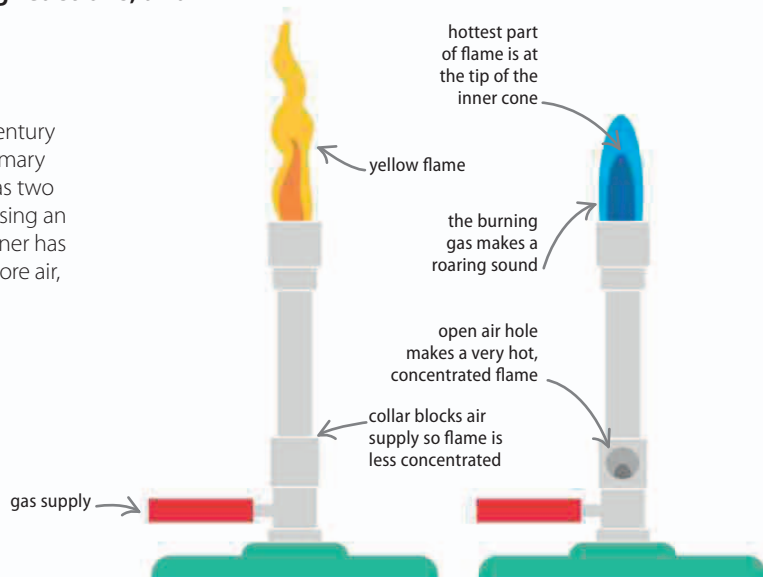
Every chemistry lab has some basic apparatus that can be used for heating substances, observing reactions, and finding out more about materials.

Bunsen burner

This simple gas burner was designed in the late 19th century by German chemist Robert Bunsen. It is used as the primary source of heat in chemistry experiments. The burner has two main settings that can be adjusted by opening and closing an air hole on its base. When the air hole is closed, the burner has a luminous flame. When the hole is opened, it lets in more air, which creates a very hot and roaring blue flame.

▷ Different flames

The roaring blue flame is used to heat reactants and boil liquids during experiments. The luminous flame, which is taller and not so hot, is used to ignite splints and burn powders in flame tests (see page 130).



SEE ALSO

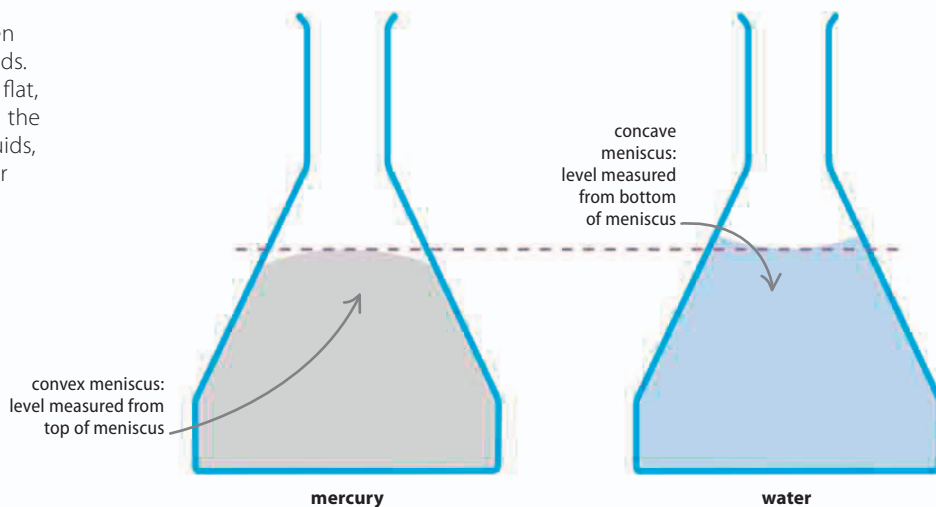
- ◀ 98–99 States of matter
- ◀ 106–107 Separating mixtures
- ◀ 128–129 Chemical reactions
- ◀ 130–131 Combustion

Measuring liquids

Chemists must be careful when measuring the volume of liquids. The surfaces of liquids are not flat, but have a curved edge called the meniscus. Water, like most liquids, has a concave meniscus. Other liquids, such as mercury, have a convex surface.

▷ Measure at eye level

To measure a volume, the eye should be level with the meniscus.



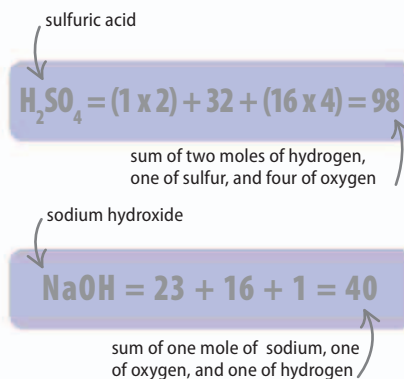
Moles

Chemists measure quantities of reactants and products in moles. A mole is a standard unit of atoms. It is defined as the number of atoms in 12 g (0.5 oz) of carbon. This mass is known as the relative atomic mass (RAM) of carbon. A mole of anything else contains this same number of atoms (roughly 6.02×10^{23}), but because atoms have different masses, a mole of one element will have a different mass from a mole of another. Compounds have relative formula masses (RFM), which are calculated by adding up the RAM of their constituents.

Element	RAM
hydrogen	1
carbon	12
oxygen	16
sodium	23
sulfur	32
iron	56
gold	197

△ Relative atomic mass

Atoms of different elements have different masses, so moles of different substances have different masses too. For example, one mole of carbon weighs twelve times more than one mole of hydrogen.

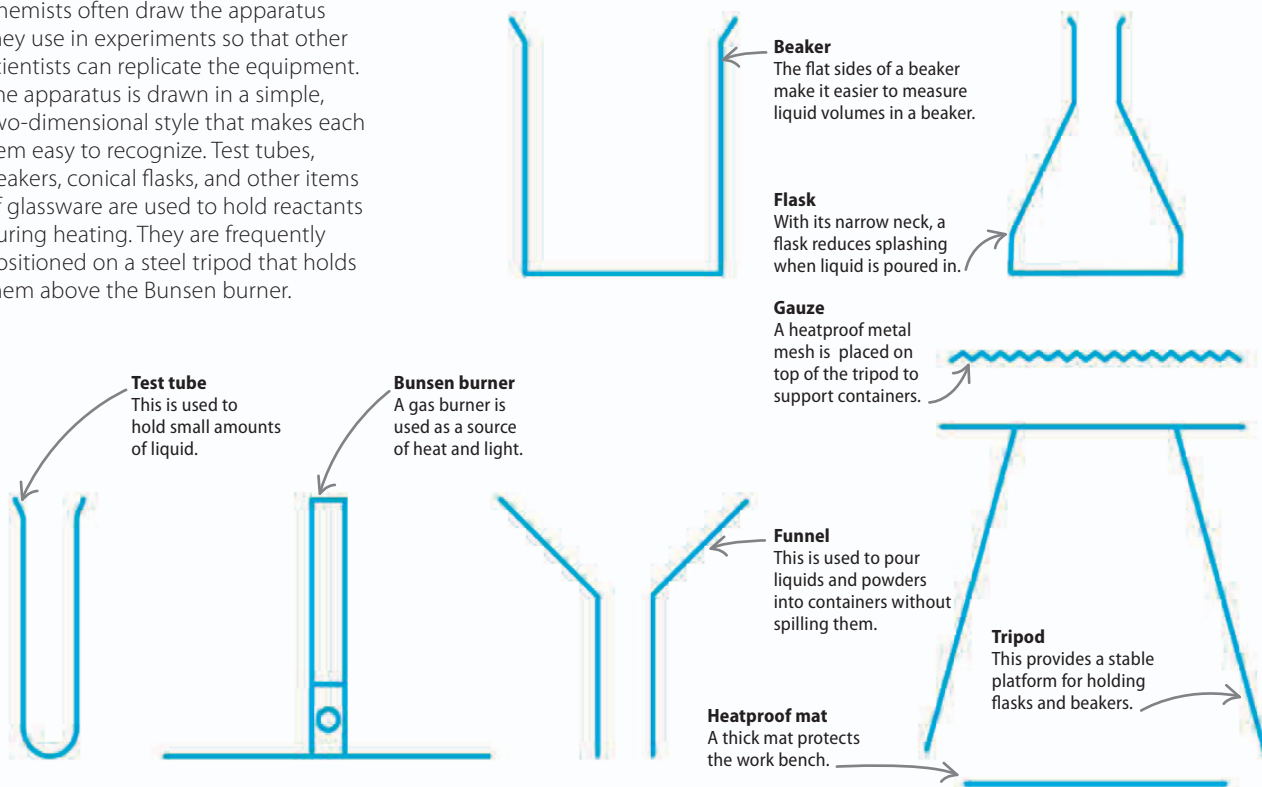


△ Relative formula mass

The RFM of a compound is the sum of the RAM of each of its constituent atoms.

Apparatus diagram

Chemists often draw the apparatus they use in experiments so that other scientists can replicate the equipment. The apparatus is drawn in a simple, two-dimensional style that makes each item easy to recognize. Test tubes, beakers, conical flasks, and other items of glassware are used to hold reactants during heating. They are frequently positioned on a steel tripod that holds them above the Bunsen burner.



Refining metals

THE CHEMICAL PROCESSES THAT EXTRACT PURE METALS FROM ORES.

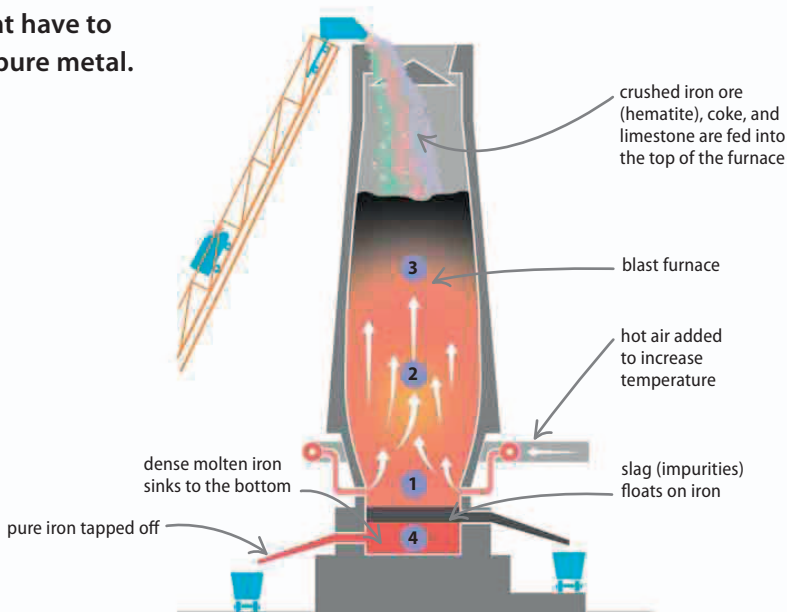
SEE ALSO

- ◀ 124–125 Transition metals
- ◀ 129 Types of reaction
- ◀ 132–133 Redox reactions
- ◀ 148–149 Electrochemistry

Few metals are found pure in nature. Most exist in ores, compounds rich in metals that have to be chemically altered to remove the pure metal.

Iron smelting

The most common iron ores are oxides (in which iron is bonded to oxygen), such as hematite (Fe_2O_3). The ores have their oxygen removed in a process called smelting, which takes place in a blast furnace. The reducing agent (the substance that removes the oxygen) is carbon monoxide, a gas that is formed by burning coke, a form of coal. The heat from the combustion of coke also powers the various reactions taking place. Impurities such as silicon dioxide are also removed in the process.



1. $2\text{C} + \text{O}_2 \rightarrow \text{CO}_2 + \text{C} \rightarrow 2\text{CO}$

The coke is more or less pure carbon. It burns near the bottom of the furnace with oxygen, forming carbon dioxide. The carbon dioxide then reacts with more carbon to form carbon monoxide (CO).

2. $3\text{CO} + \text{Fe}_2\text{O}_3 \rightarrow 3\text{CO}_2 + 2\text{Fe}$

The carbon monoxide rises and reacts with the hot ore in the middle of the furnace. Because the carbon in the gas is more reactive than iron, it takes the oxygen ions from the ore, forming pure iron and carbon dioxide gas.

3. $\text{CaCO}_3 \rightarrow \text{CaO} + \text{CO}_2$

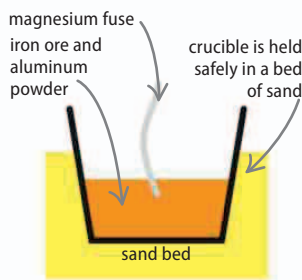
Calcium carbonate (limestone) is also added to the furnace. The heat from the combustion at the bottom makes the calcium carbonate decompose into calcium oxide (quicklime) and carbon dioxide.

4. $\text{CaO} + \text{SiO}_2 \rightarrow \text{CaSiO}_3$

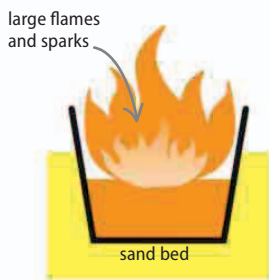
The quicklime moves to the bottom, where molten iron is being formed. Quicklime is very reactive and reacts with impurities in the iron, such as silicon dioxide, removing them to form a waste product called slag.

Thermite process

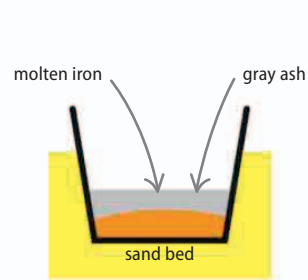
Another way to extract pure iron from its ores is to burn it with pure aluminum, a more reactive metal. This very rapid reaction is called the thermite process and it is exothermic (see page 134). Aluminum is more reactive than iron so it snatches the oxygen from the iron ore, leaving free elemental iron and aluminum oxide.



△ **Before**
Powdered iron ore and aluminum are mixed in a heat-resistant crucible. The reaction is ignited with a strip of magnesium that burns white hot.



△ **Reaction**
The aluminum snatches the oxygen from the iron, forming aluminum oxide. The reaction releases a large amount of heat with sparks and flames.



△ **After**
The heat melts the iron and it sinks to the bottom of the crucible. The molten iron is surrounded by the gray crystals of aluminum oxide.

Aluminum production

Aluminum cannot be reduced easily like iron. It is too reactive so there are no suitable reducing agents. Therefore this extremely useful metal is extracted from its ore—generally bauxite (Al_2O_3)—by electrolysis (see page 148). The ore is dissolved in molten cryolite (a mineral compound of sodium, aluminum, and fluorine). This electrolyte (liquid that can conduct electricity) is more than $1,000^\circ\text{C}$ ($1,832^\circ\text{F}$) and is held in a tank or cell, lined with graphite carbon. This lining acts as the negatively charged cathode, while more graphite blocks are used as the positively charged anodes.

Before the invention of electrolysis in the 1880s, pure **aluminum** was more expensive than gold.

▷ The Hall-Héroult process

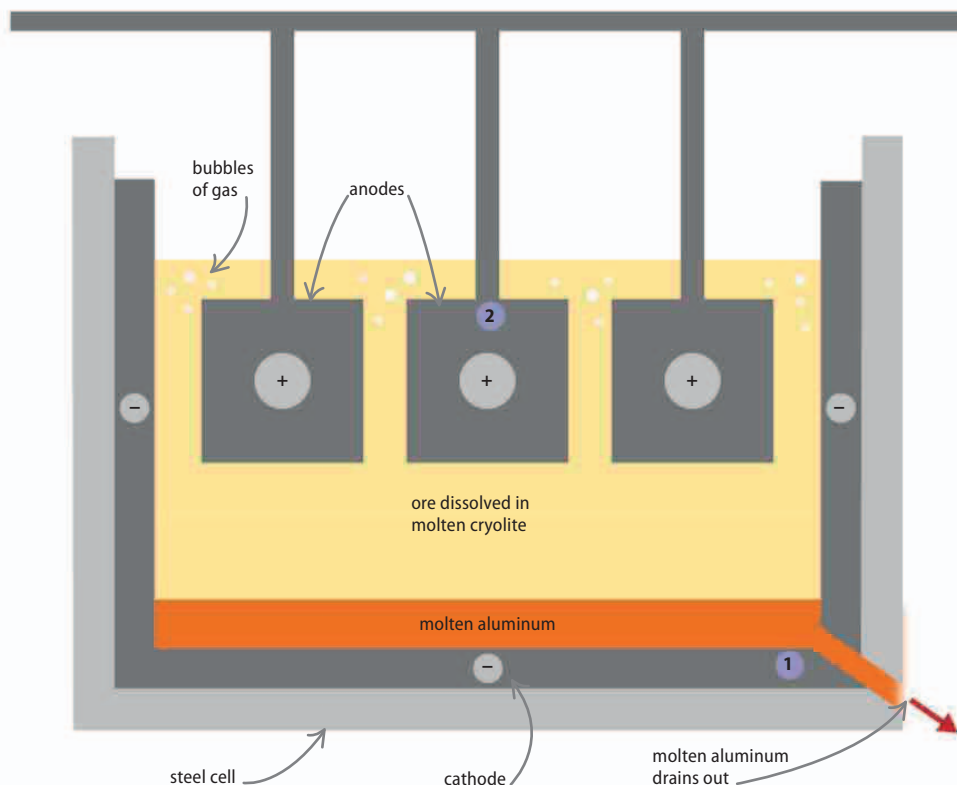
This process is named after Martin Hall and Paul Héroult, who invented it independently of each other in the late 1880s. When an electric current is passed through the electrolyte, it is broken down into positively charged aluminum ions and negatively charged oxygen ions, which are free to move.

1. $\text{Al}^{3+} (\text{l}) + 3\text{e}^- \rightarrow \text{Al} (\text{l})$

Positive aluminum cations are attracted to the negative cathode. Here, each ion (Al^{3+}) receives three electrons from the cathode lining, changing it into an atom of aluminum. The liquid aluminum pools on the cathode at the bottom of the cell and is drained off regularly.

2. $2\text{O}^{2-} (\text{l}) + \text{C} (\text{s}) \rightarrow \text{CO}_2 (\text{g}) + 4\text{e}^-$

Negative oxygen ions are attracted to the positive anodes, where each ion loses two electrons to form an oxygen atom. The oxygen reacts with the carbon in the anode to produce carbon dioxide gas, which bubbles out of the liquid. As the carbon is used up, the anodes gradually corrode and need to be replaced.



Alloys

Two or more metals—and sometimes other elements—are mixed together to form an alloy. Alloys exhibit some of the properties of all their individual constituents, so they can be adapted to suit many applications. The first metal implements created by humans were made of bronze, a mixture of copper and tin, two metals that were easy to extract from ores.

COMMON ALLOYS

Name	Main metal	Other metal	Properties	Uses
carbon steel	iron	carbon	high strength	construction
stainless steel	iron	chromium	resistant to corrosion	eating utensils
bronze	copper	tin	easily worked	bells
brass	copper	zinc	does not corrode	zippers, keys
solder	tin	lead	low melting point	soldering
invar	iron	nickel	does not expand when hot	precision
amalgam	mercury	silver	starts soft, then hardens	dental fillings

Chemical industry

SOME CHEMICAL REACTIONS ARE PERFORMED ON A HUGE SCALE TO PRODUCE VALUABLE SUBSTANCES.

SEE ALSO

- ◀ 78–79 Cycles in nature
- ◀ 128–129 Chemical reactions
- ◀ 144–145 Acids and bases
- ◀ 148–149 Electrochemistry

Many of the raw materials that humans need exist in nature. They are refined from ores or separated from mixtures such as seawater. Some compounds, however, are made in factories using chemical reactions.

The Haber process

Also known by its full name, the Haber-Bosch, this process turns nitrogen and hydrogen gas into ammonia (NH_3). Ammonia is used to make crop fertilizers and explosives, such as TNT and dynamite. Nitrogen is the most common gas on Earth—it makes up 78 percent of the air—but it is very unreactive. The Haber process uses a catalyst (see page 138) to make the reaction occur.

1. Gases mixed

A mixture of hydrogen (H_2) and nitrogen (N_2) gases is pumped into the reactor. Three times as much hydrogen is added as nitrogen to create the correct ratio for ammonia (3:1).

2. In the reactor

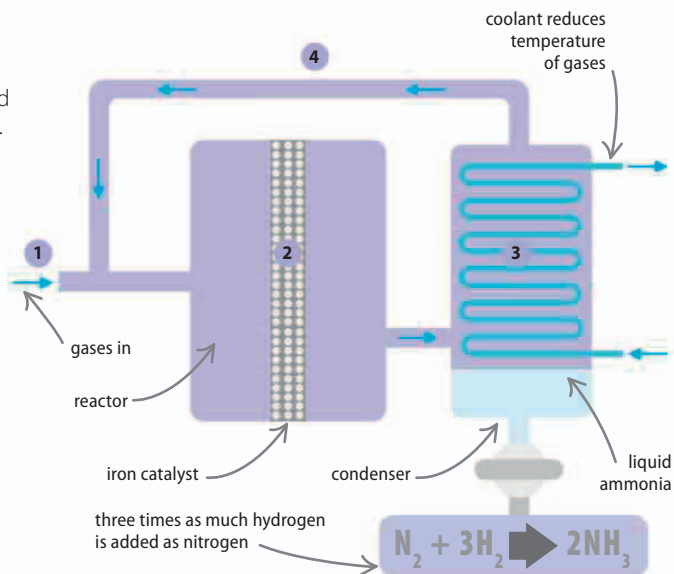
The gases are passed over an iron catalyst, which brings them together so they react to form ammonia. The reaction takes place at 450°C (842°F) and at 200 times the atmospheric pressure.

3. Product separated

The ammonia gas leaving the reactor moves into the condenser, where it is cooled so that it turns into liquid ammonia that can then be tapped off.

4. Reactants recycled

Not all of the reactants turn into ammonia. The unused nitrogen and hydrogen gases rise out of the condenser and are recycled back into the reactor.



Nitric acid production

One of the chemicals that is made from ammonia is nitric acid (HNO_3). This acid reacts with bases to form nitrate salts, which plants need to make proteins. Nitric acid is mainly used to make fertilizers, but it is also used as a rocket fuel and is one of the few solvents that can dissolve gold.

1. Converter

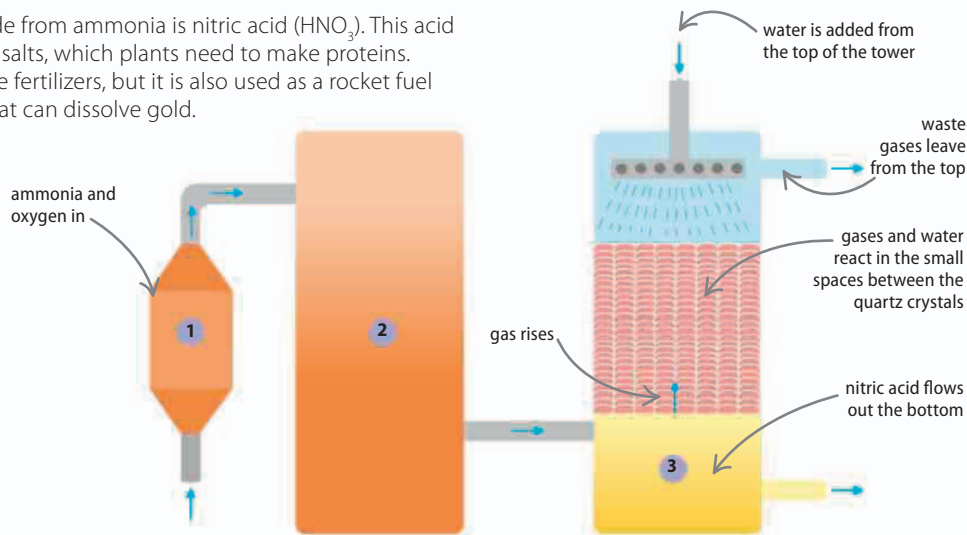
In the converter, ammonia (NH_3) and oxygen (O_2) react at 800°C ($1,472^\circ\text{F}$) using a platinum catalyst to make nitric oxide (NO) and water.

2. Oxidation chamber

The gases from the converter are cooled to 100°C (212°F). More oxygen is added, some of which will react with the nitric oxide to make nitrogen dioxide (NO_2).

3. Absorption tower

Water trickles down through the quartz crystals while the gases rise. The nitrogen dioxide and left-over oxygen react with the water to form nitric acid.



Contact process

This is the industrial process for making sulfuric acid. Sulfur dioxide gas reacts with water using a catalyst to produce the acid in a multistage process. Sulfuric acid is one of the most powerful acids. It is used in car batteries and its salts (the sulfates) are used in fertilizers. It is also used in papermaking.

1. Furnace

In the furnace, sulfur (S) is burned with oxygen (O) from the air to form sulfur dioxide (SO₂).

2. Cleaning the gas

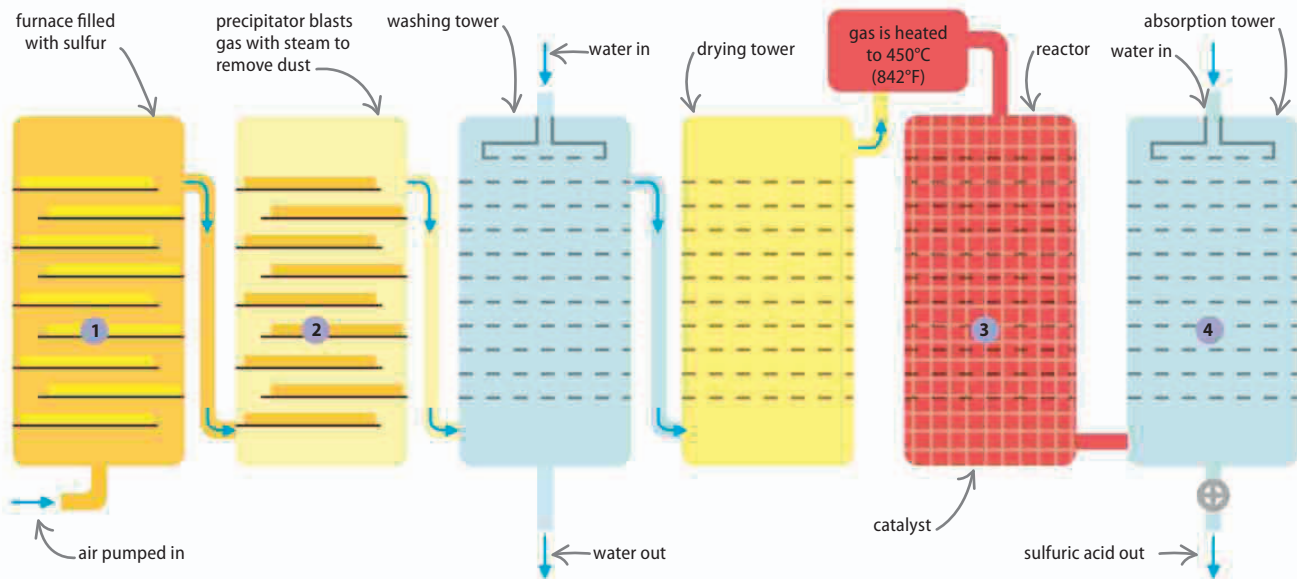
In the next three chambers, the gas is filtered, washed, and dried to remove any impurities that could interfere with the catalyst.

3. Reactor

The vanadium oxide catalyst makes the sulfur dioxide react with more oxygen to form sulfur trioxide (SO₃).

4. Absorption tower

The sulfur trioxide is dissolved in a little sulfuric acid. This makes it safe to dilute with water to make a lot more sulfuric acid—the end product.



Downs cells

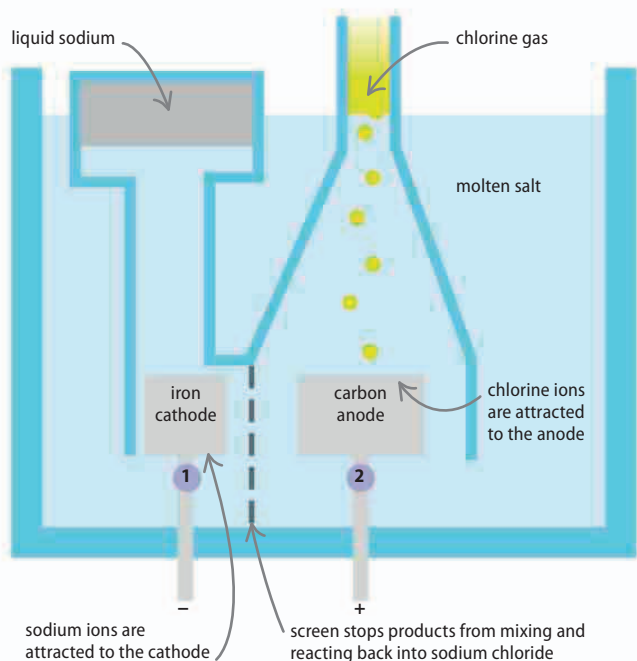
Pure chlorine gas (Cl₂) and sodium metal (Na) are made by the electrolysis of sodium chloride (common salt: NaCl). This takes place on an industrial scale in a large tank called a Downs cell. The tank contains liquid salt—it is heated to more than 600°C (1,112°F) so that the salt melts. When an electric current is run through the liquid, the molten salt breaks up into sodium and chloride ions, which move to the electrodes and turn into atoms. The pure elements can then be collected.

1. At the iron cathode ($2\text{Na}^+ + 2\text{e}^- \rightarrow 2\text{Na}$)

Positive sodium ions (Na⁺) move to the cathode, where they gain an electron each to form sodium atoms (Na). This metal is less dense than the sodium chloride electrolyte so it floats to the surface where it can be collected.

2. At the carbon anode ($2\text{Cl}^- \rightarrow \text{Cl}_2 + 2\text{e}^-$)

Negative chlorine ions (Cl⁻) are attracted to the positively charged anode, where they lose an electron each to form chlorine atoms (Cl). The element bubbles out of the liquid electrolyte as chlorine gas (Cl₂).



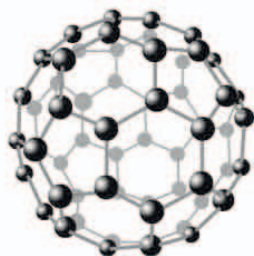
Carbon and fossil fuels

CARBON AND ITS COMPOUNDS FORM THE BASIS FOR ALL FOSSIL FUELS.

After hydrogen, carbon is the most common element in living things. When organisms die, their remains are preserved underground. Over millions of years are transformed into useful, carbon-rich compounds called fossil fuels.

Forms of carbon

Pure carbon exists in different forms, or allotropes (see page 111). The carbon atoms in each allotrope link up in different ways, which gives the allotropes very different properties. Diamond is an extremely hard and sparkling gem. The arrangement of the atoms in graphite, however, make it a slippery gray solid, often used as pencil lead.



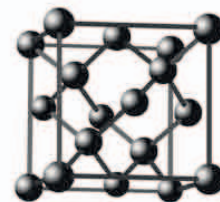
△ Fullerene

The atoms link together to form a ball-shaped cage. Fullerenes may contain 100, 80, or 60 carbon atoms.




△ Graphite

The atoms are arranged in sheets of hexagons. The sheets are only loosely bonded, so they slip over each other.



△ Diamond

The carbon atoms are arranged in a very rigid crystal network based on repeating tetrahedra of four atoms.



△ Soot

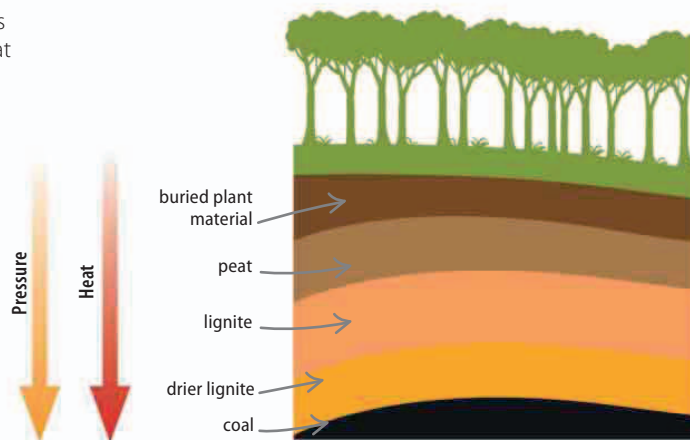
The atoms in this allotrope are arranged randomly. Soot forms from the uncombusted carbon released when fossil fuels burn.

Coal

Coal is a carbon-rich sedimentary rock made from the remains of trees. Most of the coal mined today formed from forests that grew around 300 million years ago. The plant material was buried in the absence of oxygen, so huge amounts were preserved as sediments, gradually forming coal.

▷ Coal formation

The process begins when plant remains sink in waterlogged, boggy soil. The lack of oxygen prevents the wood from decaying. These remains form a dense soil called peat, which can itself be used as a fuel when dried. Over time the peat is buried, and the increased pressure drives out the water to form lignite (soft, brown rock). Deeper down, heat hardens the lignite into coal.



SEE ALSO

◀ 78 The carbon cycle

◀ 131 Fuels

Hydrocarbons

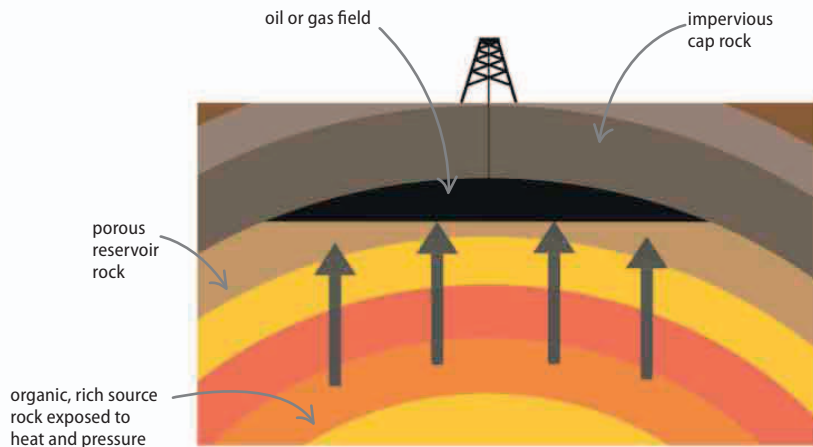
158–159 ▶

Petroleum

Petroleum—meaning “rock oil”—is a mixture of natural compounds known as hydrocarbons, which are made from carbon and hydrogen. Petroleum forms from a thick ooze of dead microorganisms that covered the beds of ancient seas. After being buried by other sediments, the biological material broke down into hydrocarbons over millions of years.

▷ Oil and gas fields

Petroleum oil or gas is a natural product that percolates up through porous rocks to the surface. When the petroleum’s passage is blocked by nonpermeable rock, it accumulates as an oil (or gas) field.

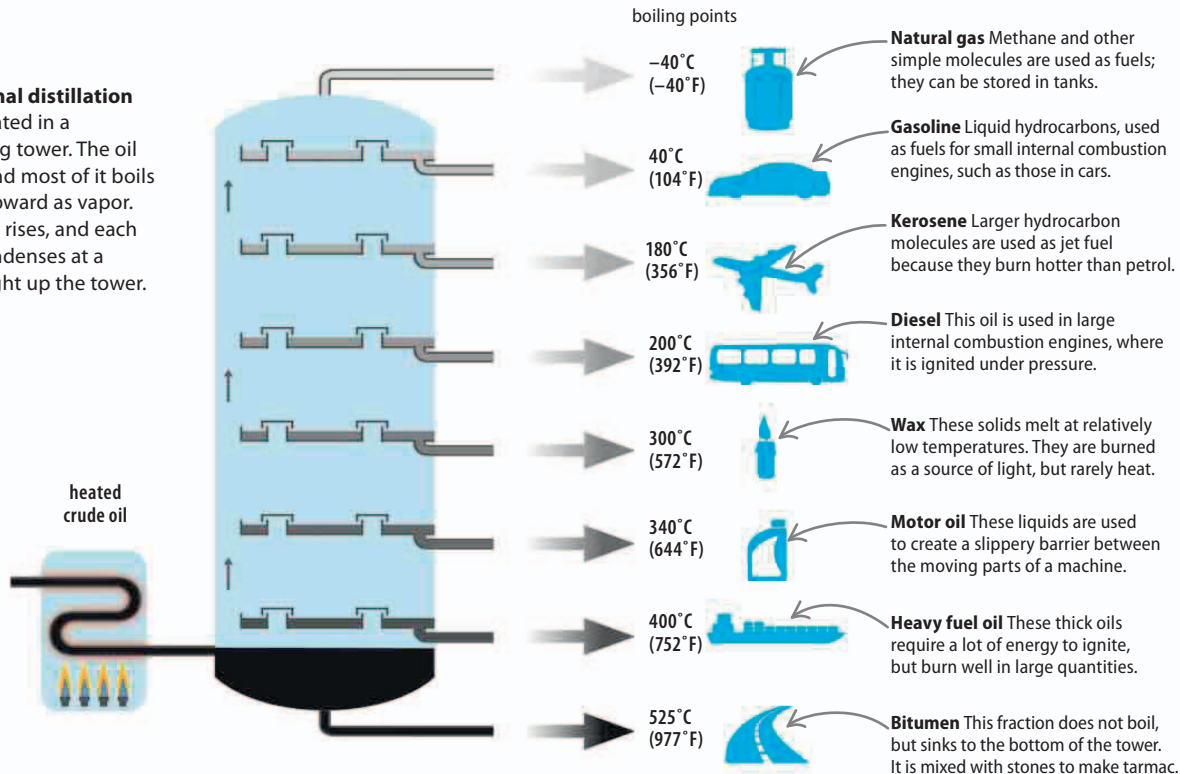


Crude oil distillation

The mixture of hydrocarbons collected from underground reservoirs of petroleum is known as crude oil. It contains thousands of mostly liquid compounds—the gas given off is known as natural gas. Crude oil is separated into useful fractions: groups of compounds that have similar boiling points, indicating that their molecules have a similar size.

▷ Fractional distillation

Oil is separated in a fractionating tower. The oil is heated and most of it boils and rises upward as vapor. It cools as it rises, and each fraction condenses at a certain height up the tower.



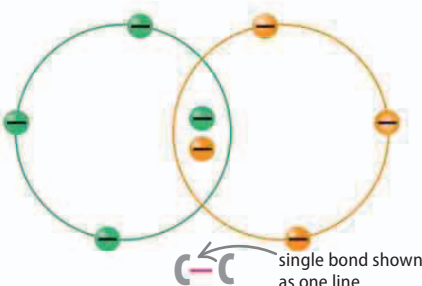
Hydrocarbons

THE DIFFERENT FAMILIES OF COMPOUNDS MADE PURELY FROM CARBON AND HYDROGEN.

Hydrocarbons are the simplest compounds in living things. The study of chemicals found in living things is called organic chemistry.

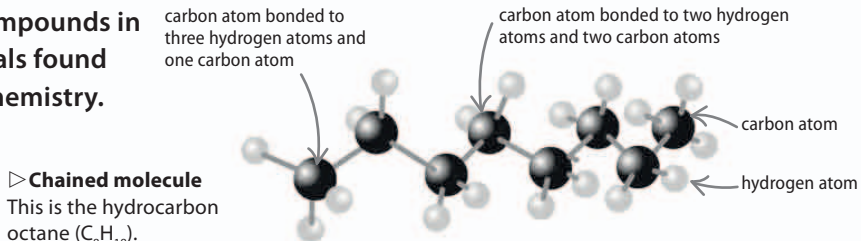
Hydrocarbon chains

Carbon atoms can form up to four covalent bonds. This allows carbon to form intricate hydrocarbon molecules. The carbon atoms are chained together, with hydrogen atoms bonded to the spare electrons. When hydrogen atoms are not available, two carbon atoms may form double, and even triple, bonds.

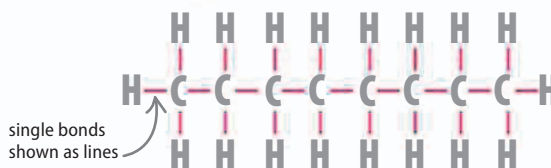


△ Single bond

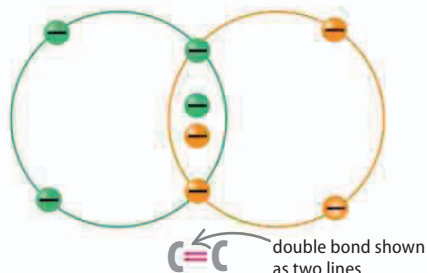
The normal carbon-to-carbon covalent bond involves sharing a single pair of electrons.



▷ **Chained molecule**
This is the hydrocarbon octane (C_8H_{18}).

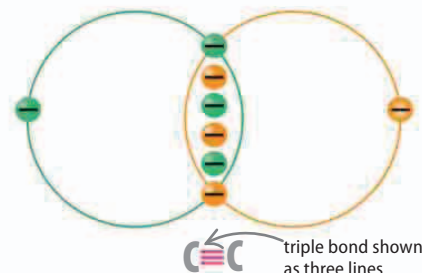


◁ **Letter diagram**
This is octane shown simply with the chemical symbols for carbon (C) and hydrogen (H).



△ Double bond

This bond has two pairs of electrons shared between the atoms. It is less stable than a single bond.



△ Triple bond

This very unstable bond contains three shared pairs of electrons to form a triple bond.

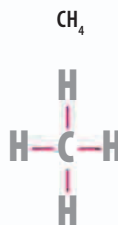
Naming system

Hydrocarbons with chained and branched molecules are known as aliphatics. They are named with a prefix that is specific to the number of carbon atoms in their longest chain. Side branches on the main chain are also named using the same prefixes. These branches are known as alkyl groups, and so the prefix is followed by the suffix “-yl” to show they relate to a branch other than the main chain. For example a methyl chain is a side branch with one carbon atom.

Prefix	Number of carbon atoms
meth	1
eth	2
prop	3
but	4
pent	5
hex	6

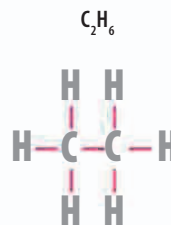
△ Prefixes

The first four prefixes are specific to hydrocarbons, while from five onward the prefixes are based on Latin and Greek numbers.



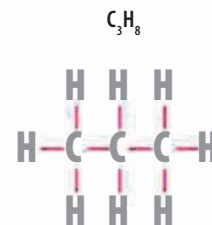
△ Methane

The simplest hydrocarbon is also known as natural gas and is burned as a fuel.



△ Ethane

Ethane has two carbon atoms, and is the compound used to make polythene plastic.



△ Propane

With three carbon atoms, propane gas is the fuel supplied in the tanks used in camping stoves.

SEE ALSO

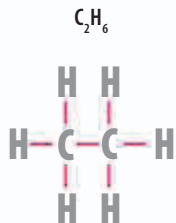
◀ 110–111 Compounds and molecules

◀ 114–115 Covalent bonding

◀ 156–157 Carbon and fossil fuels

Alkanes, alkenes, and alkynes

Chained hydrocarbons form families according to how their carbon atoms are bonded. Hydrocarbons with single bonds are called alkanes. Chains with at least one double bond are alkenes. A triple-bonded compound is an alkyne.



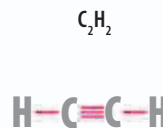
◁ Ethane

The single bond in ethane makes this hydrocarbon relatively stable and unreactive.



◁ Ethene

The double bond makes ethene more flammable than ethane.



◁ Ethyne

The triple bond is very unstable. Ethyne and all alkynes are highly flammable and reactive.

Suffix	Contains
ane	carbon-carbon single bonds
ene	carbon-carbon double bonds
yne	carbon-carbon triple bonds

◁ **Suffix**
Compounds are given a suffix to show which family they belong to.

reactivity increasing

Isomers

Aliphatic compounds can have the same formula—the number of carbon and hydrogen atoms—but be arranged in different ways. These similar compounds are known as isomers. Side branches change the way isomers behave, making them react differently and have different melting and boiling points.

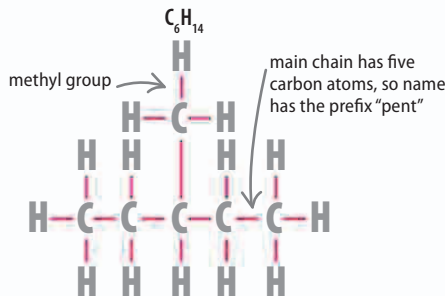
main chain has six carbon atoms, so name has the prefix "hex"



△ Hexane

This liquid alkane has six carbon atoms in a single chain. It has a total of four isomers and its main use is in petrol.

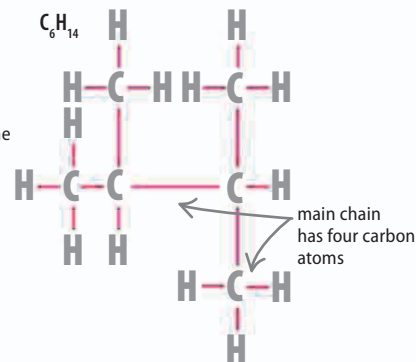
carbon atoms have single bonds, so name ends with "ane"



△ Methylpentane

The longest chain in this compound is a pentane. A methyl group (side chain with one carbon) adds the sixth carbon atom.

two methyl groups attached to second and third carbon atoms

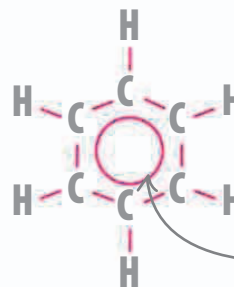


△ 2,3-Dimethylbutane

The longest chain in this isomer is a butane. Two methyl groups are attached to second and third carbon atoms in the butane.

Aromatics

Hydrocarbons can also form ringed molecules called aromatics. The simplest of these is benzene (C_6H_6), which has six carbon atoms linked with alternating single and double bonds. The electron pairs forming the three double bonds are free and shared between all six carbon atoms, forming a ring-shaped "delocalized" bond.



◁ Benzene ring

The shared electrons form a circular bond and give the molecule its shape.

circular bond formed from delocalized electrons

Functional groups

HYDROCARBONS CAN REACT WITH OTHER ELEMENTS.

SEE ALSO

◀ 28–29 Respiration

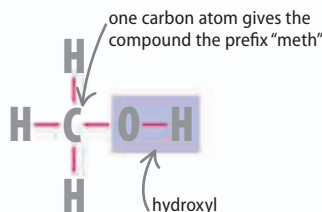
◀ 78–79 Cycles in nature

◀ 144–145 Acids and bases

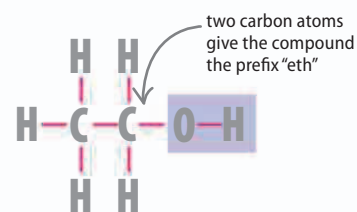
These “functional groups” of additional elements dominate the compound’s chemical behavior.

Alcohols

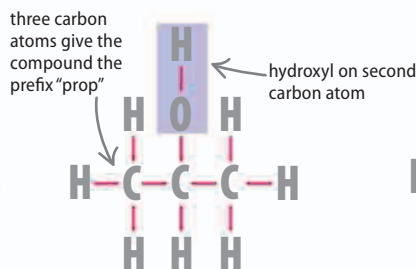
These are organic molecules in which an oxygen and hydrogen (–OH) is added to the carbon chain, in the place of a hydrogen atom. Ethanol—the alcohol with two carbon atoms—is the compound in alcoholic drinks. It is produced by natural fermentation processes and can be metabolized by the body. However, all other alcohols are much more poisonous.



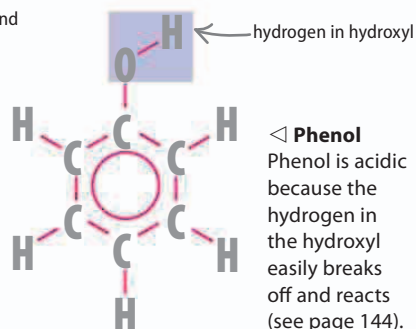
△ **Methanol**
This simplest alcohol is used as an antifreeze and solvent.



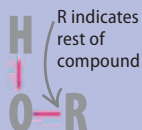
△ **Ethanol**
This alcohol is found in beer and wine and is purified into liquors.



△ **Propan-2-ol**
This compound is so named because the functional group is on the second carbon atom.



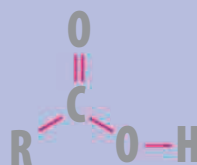
◁ **Phenol**
Phenol is acidic because the hydrogen in the hydroxyl easily breaks off and reacts (see page 144).



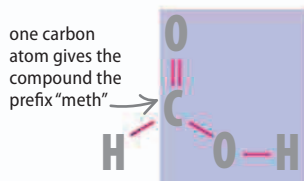
◁ **Hydroxyl**
The functional group with a hydrogen atom and an oxygen atom is called a hydroxyl.

Carboxylic acids

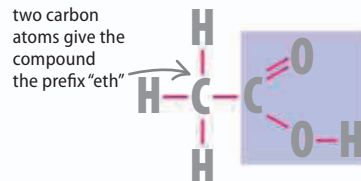
Organic acids have a carboxyl group (COOH). The hydrogen breaks off and reacts with alkali compounds and metals. The rest of the molecule forms a carboxylate ion with a charge of –1. The salts produced when the acid reacts are called carboxylates. Most carboxylic acids are weak and have a maximum pH of around 3 or 4.



◁ **Carboxyl**
The carboxyl group is formed from the carbon at the end of a chain joined to one oxygen atom with a double bond and to a hydroxyl group with a single bond.



△ **Methanoic acid**
Also known as formic acid, this is the simplest carboxylic acid. It is used to soften animal hides into leather.

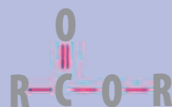


△ **Ethanoic acid**
Also known as acetic acid, this is the sour-tasting ingredient in vinegar. It forms naturally from ethanol due to the action of bacteria.

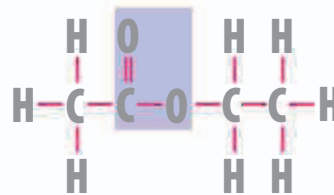
CFCs or chlorofluorocarbons, the chemicals that damage the ozone layer, are organic halide compounds.

Esters

When a carboxylic acid reacts with an alcohol, they form an ester. The functional group of the ester links the two original molecules together. The fats and oils in living things—including the lipids that form cell membranes—are esters. Soaps, oils, and fats are also all types of ester.



△ **Functional group**
The oxygen from alcohol bonds to the carboxyl (carbon and oxygen group) from the acid.



△ **Ethyl ethanoate**

This ester has a strong pear drop smell and is used as nail varnish remover.



△ **Thiol smells**

The odor in garlic as well as the noxious smell sprayed by skunks is due to a thiol. Its functional group is called a sulfydryl.



△ **Amine smells**

The smell of fish is due to the presence of a compound called trimethylamine. Its functional group includes nitrogen.

Thiols and amines

Thiols are similar to alcohols, except the functional group has a sulfur instead of an oxygen atom. The word “thiol” is a mixture of the Latin words for sulfur and alcohol. These compounds have strong smells. Amines are another smelly group of organic compounds. They have a functional group with one nitrogen and two hydrogen atoms. When an amine group attaches to a carboxylic acid, it forms an amino acid, one of the building blocks of proteins.

REAL WORLD

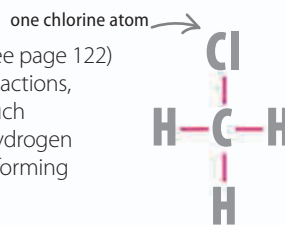
Ant stings

Some insect venoms, especially the stings of fire ants, have methanoic acid as their active ingredient. A fire ant squirts the acid onto attackers, causing small but painful burns. The original name, formic acid, is derived from the Latin word for “ant.”



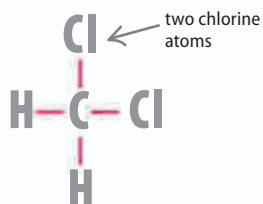
Organic halides

Members of the halogen group (see page 122) form only one bond in chemical reactions, just like hydrogen, but they are much more reactive. Halogens replace hydrogen atoms in hydrocarbon molecules, forming organic halides.



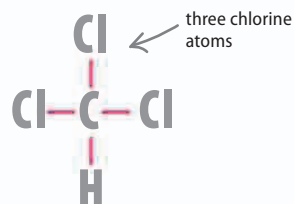
◁ **Chloromethane**

With just a single chlorine atom, this is the most reactive of this family of compounds. One of its uses is to make silicone rubbers.



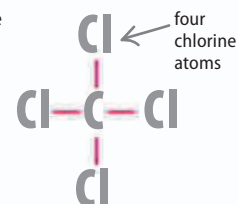
△ **Dichloromethane**

This sweet-smelling liquid is used in paint strippers, aerosol sprays, and to decaffeinate coffee.



△ **Trichloromethane**

Better known as chloroform, this compound was one of the first anesthetics.



△ **Tetrachloromethane**

Also known as carbon tetrachloride, this toxic liquid is banned in some countries.

Polymers and plastics

COMPOUNDS FORMED FROM LONG CHAINS OF SMALLER MOLECULES ARE CALLED POLYMERS.

SEE ALSO

◀ 84–85 Genetics

◀ 96–97 Properties of materials

◀ 158–159 Hydrocarbons

Stretching and deforming 174–175 ▶

Plastics and other artificial fibers, such as nylon, are familiar types of polymers. However, these long-chained molecules are also widespread in nature. Many of the chemicals in food are polymers too.

Monomers

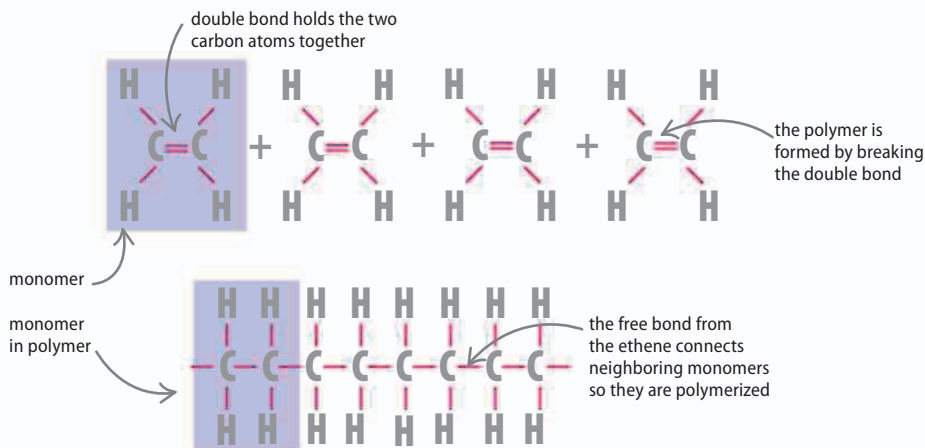
The repeating units in a polymer are called monomers. A polymer may contain a single type of monomer or have two or more types of repeating units—known as copolymers. Monomers are held together by covalent bonds (see page 114). Many artificial polymers are derived from alkene monomers, which have double bonds that can be broken and reformed to make the chains.

▷ Ethene monomer

One of the most common plastics is made from chains of ethene monomers. Ethene is the simplest alkene molecule. Its polymer is called polythene.

▷ Polythene polymer

While ethene is a gas, polythene (also known as polyethylene) is a transparent solid. It can be formed from an unlimited number of ethene monomers.



Natural polymers

The natural world contains many polymers. Living things frequently digest these large compounds, breaking them into their monomers, which are absorbed and then rebuilt into different polymers.



△ Protein

Muscles and many other features in a living body are made from proteins, which are polymers of amino acid monomers.



△ DNA

DNA is a complex copolymer. The sides are formed from chains of sugar, while the crosslinks are pairs of four monomers called nucleic acids.



△ Cellulose

The wall around a plant cell is made from a polymer of glucose called cellulose. Cellulose forms tough fiber and is a major component of wood and paper.



△ Starch

Found in potatoes and bread, starch is also made from glucose monomers. However, they are chained together differently to form globules rather than fibers.

Plastics

Many artificial polymers are plastics. A plastic is an incredibly useful material that can be molded into any shape while hot, becoming solid when cool. It can also be pulled into thin films and used as a protective coating. Plastic is made from monomers derived from crude oil.

▽ Common plastics

Several plastics have become very familiar over the last few decades, because they have a huge range of applications.

Polymer	Monomer	Properties of polymer
polythene (polyethylene)	ethene	makes flexible plastics; is used in packaging and to insulate electrical wires
polystyrene	styrene	used to make Styrofoam; is also added to other polymers to make them waterproof
PVC (polyvinyl chloride)	chloroethene (vinyl chloride)	makes very tough plastics; is not damaged by strong chemicals; is a good insulator
teflon (polytetrafluoroethylene)	tetrafluoroethylene	a very slippery substance that is used on nonstick pans

Properties of plastics

It is easier to shape plastic polymers while they are warm or melted into a liquid. There are two main types of plastic. Thermoplastics can be molded, melted, and reshaped repeatedly. Thermosets can only be molded once; after they have set, they will burn without melting if reheated.

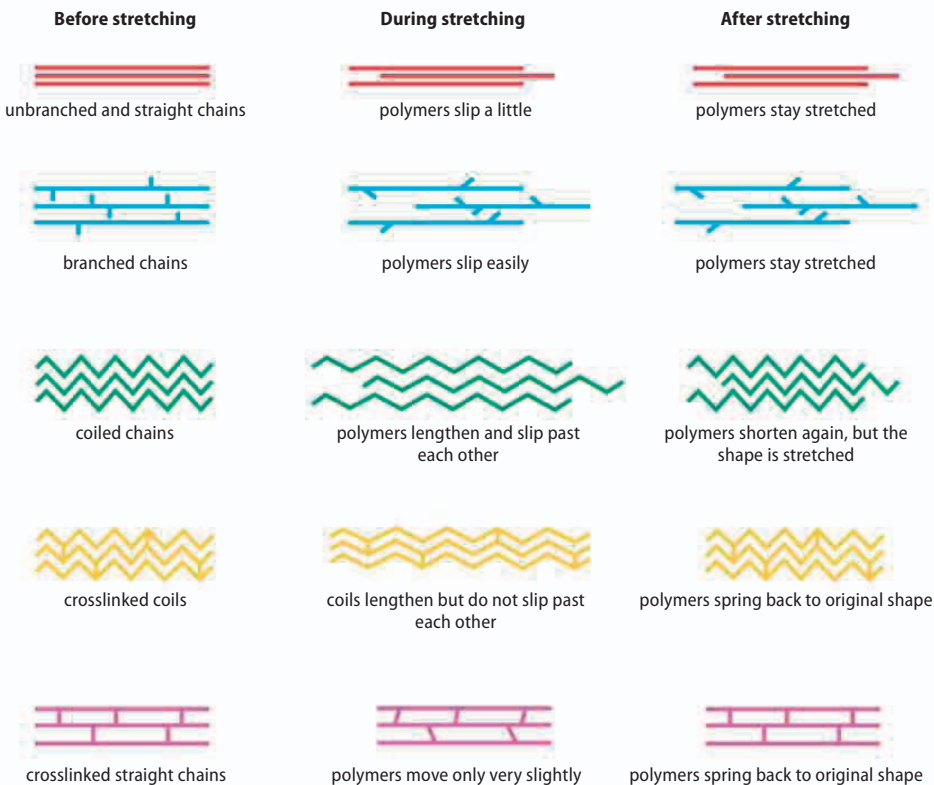
▷ Polymer properties

The properties of a polymer result from the shape of the monomers. Thermosets form crosslinks when solid, which make the polymer into a rigid lattice.

REAL WORLD

Rubber

The bark of rubber trees produces an oily liquid called latex that contains the compound isoprene. Adding an acid makes the isoprene in the liquid polymerize into solid rubber, which can be made into sheets or molded before it dries out.





Physics

What is physics?

THIS FIELD OF SCIENCE SEEKS TO REVEAL THE WORKINGS OF THE UNIVERSE ON THE LARGEST AND SMALLEST SCALES


The word “physics” means “nature” in ancient Greek, and physicists tackle the most fundamental subjects in the Universe, such as the nature of energy, space, and even time.

Foundation of knowledge

Physics is the foundation of all scientific knowledge. Chemistry, biology, and other sciences are built on an understanding of physics. For example, physicists have revealed the structure of the atom, which chemists use to understand how chemicals react with each other. Meanwhile, physics has also explained how energy behaves, which is crucial knowledge for biologists figuring out how organisms stay alive. A few physicists, such as Albert Einstein and Isaac Newton, have become famous because their discoveries have had such a far-reaching effect.

▷ Falling objects

Physics explains many everyday phenomena. For example, Newton’s theory of gravitation (see pages 178–179) explains why an apple—or any object—falls to the ground.



Energy, mass, space, and time

Physics can express everything in the Universe in terms of mass, energy, and force, from the workings of a giant star to a raindrop falling from a cloud. A mass is an object that is affected by forces. What a force does is transfer energy from one mass to another, which changes the way the masses move or are shaped. For example, throwing a ball or stretching a rubber band requires force—even light shining on an object exerts a tiny force on it!

◁ In motion

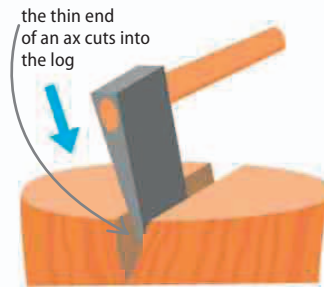
They may not know it, but basketball players use physics. They push the ball in just the right direction and with just the right force to score a basket.



by throwing the ball, a basketball player applies a force that propels the ball at speed in a certain direction (hopefully into a basket)

Machines

Physics allows us to build machines that harness forces and the energy they transfer to do useful work. A machine is a device that carries out a task by changing forces in some way. Machines need not be complex; in fact, a piece of high-tech machinery, such as a robot or an engine, is really a series of much simpler machines working together. Simple machines include levers, wheels, screws, ramps, and pulleys. Machines make work easier by converting small forces into big ones.

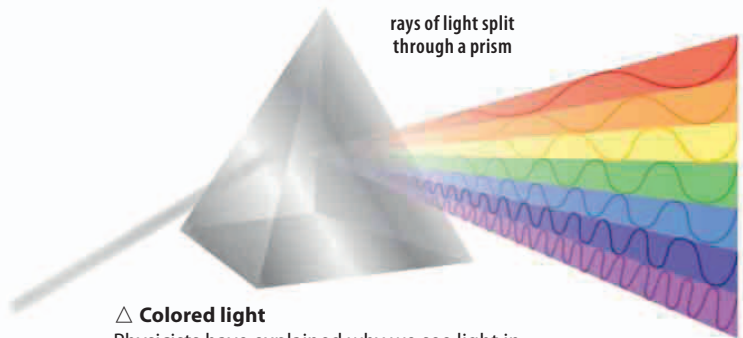


◁ Focusing force

Even the blade of an ax is a machine. The force pressing on the wide end of the wedge-shaped blade is focused into the sharp edge so it slices through solid objects.

Radiation

People are often confused by the term “radiation,” thinking it refers to the dangerous particles blasted out by nuclear reactions. However, in physics the word “radiation” normally refers to waves of light, heat, and other invisible rays that travel across the Universe. Together they form the electromagnetic spectrum, which is made up of mostly familiar types of radiation. As well as light, the spectrum includes radio waves, gamma rays, ultraviolet light, infrared (or heat), and X-rays. These are all examples of electromagnetic waves.

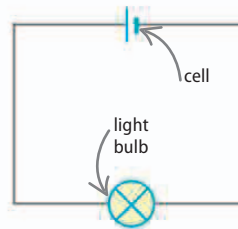


△ Colored light

Physicists have explained why we see light in different colors. Waves of red light are longer (and have less energy) than waves of violet light. All the other colors are in between.

Electricity

Thanks to physicists researching sparks and magnetic forces, most machines are powered by electric currents. This process began in ancient times, when early scientists examined magnetic, iron-rich stones that stuck to each other. Over the centuries, it was discovered that magnetism and electricity are linked—an area of physics called electromagnetism. This field also involves atomic structure and where radiation comes from.

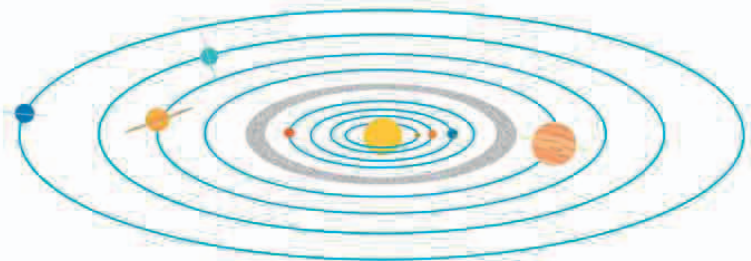


◁ Electric circuits

Electricity can be put to work using a circuit of different components. For example, a light bulb turns electric current into light when a cell is connected.

Astronomy

In many ways, astronomy was the first science of all, because ancient people saw patterns in the movement of the planets, Moon, and Sun. Modern astronomy still involves stargazing, but high-tech telescopes are used to gather light and other radiation from farther out in space than ever before. The laws of physics discovered on Earth work in just the same way on the other side of the Universe. Therefore, astronomers can use their knowledge to understand the many different objects they see out in space—and even figure out how the Universe came into existence.



our Solar System

△ Meet the neighbors

Observations of the eight planets in our Solar System have taught us much about our own world. Astronomers are now searching for Earth-like planets around more distant stars.

Inside atoms

ATOMS ARE TOO SMALL TO SEE, EVEN WITH SOME OF THE MOST POWERFUL MICROSCOPES.


Everything we can see in the Universe, from the stars to our own bodies, is made up of atoms.

What is an atom?

Atoms are not all the same. There are 92 different types that occur naturally—and a few more that are made by scientists in laboratories. Each atom belongs to a specific element, a substance that cannot be purified further into simpler ingredients. Familiar elements include hydrogen, carbon, and lead.

▽ Different atoms

The atoms of every element have a unique size and mass. The mass varies with the number of protons and neutrons in the nucleus.



Subatomic structure

Atoms are made up of even smaller particles called protons, neutrons, and electrons. The atoms of a certain element have a unique number and arrangement of particles, which is what gives the element its distinct properties—making it a gas or metal, for example. An atom always has the same number of protons as electrons. Each proton has a positive charge, which is matched by the negative charge of an electron, making the whole atom neutral.

SEE ALSO

◀ 98–99 States of matter

◀ 108–109 Elements and atoms

◀ 116–117 The periodic table

◀ 126–127 Radioactivity

Forces and mass 172–173 ▶

Electricity 202–203 ▶

Nucleus

The protons and neutrons form the nucleus, a tiny core where most of the matter is packed.

Proton

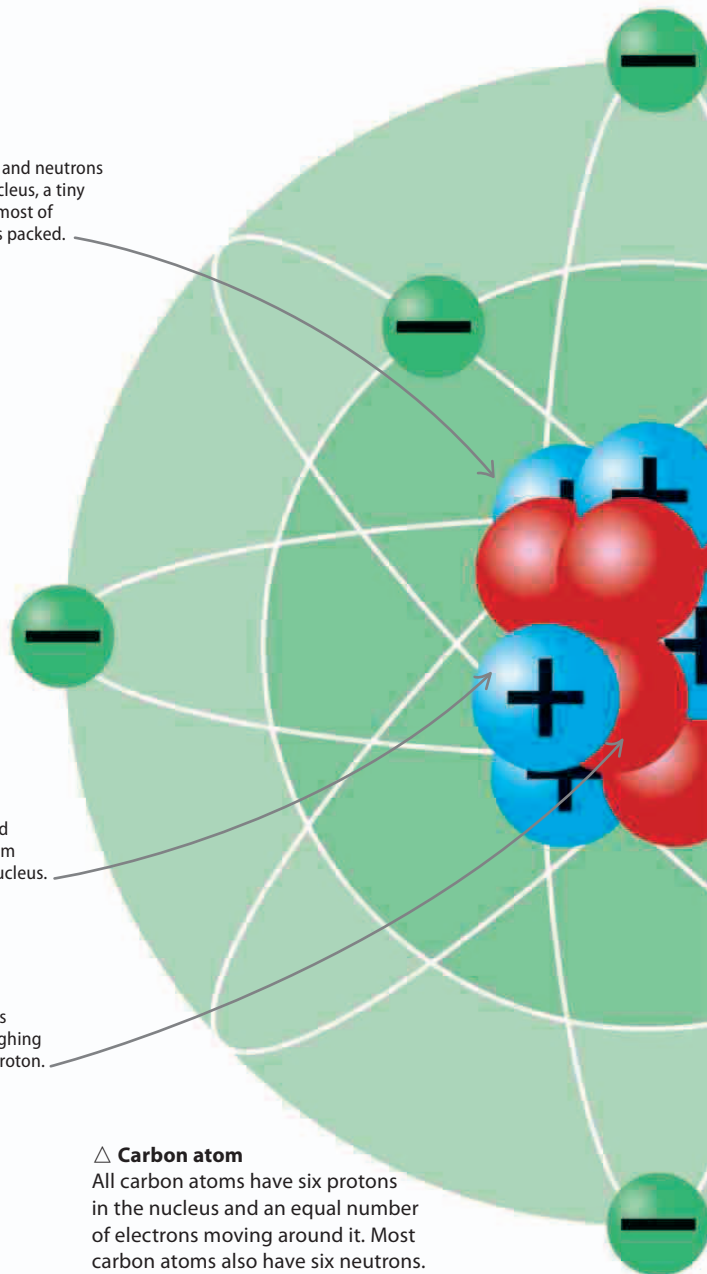
Protons have positive charges that attract the negatively charged electrons, holding them in place around the nucleus.

Neutron

These particles have no charge. They make up the rest of the mass of the atom, each weighing slightly more than a proton.

△ Carbon atom

All carbon atoms have six protons in the nucleus and an equal number of electrons moving around it. Most carbon atoms also have six neutrons.

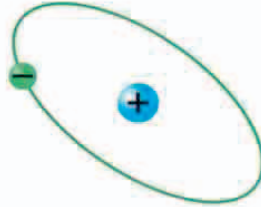


Electron shell

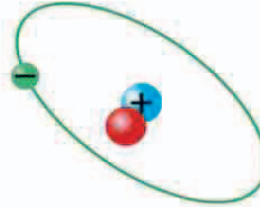
The electrons move around the nucleus, arranged in shells. Shells have a fixed number of spaces for electrons. In most cases, when one shell becomes full, another begins farther away from the nucleus.

Isotopes

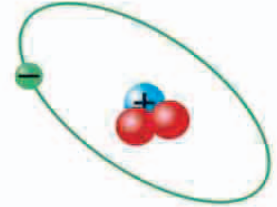
Atoms occur in different forms. While an element's atomic nucleus always has a certain number of protons, many contain different numbers of neutrons. These alternative versions of the atom are called isotopes. Atoms of different isotopes have varying weights.



△ **Hydrogen**
The main isotope of hydrogen has no neutrons in its nucleus.



△ **Deuterium**
With one extra neutron, this atom weighs twice as much as the main hydrogen isotope.



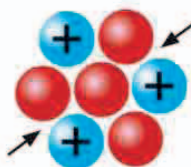
△ **Tritium**
This hydrogen isotope is three times heavier than the main hydrogen isotope.

REAL WORLD**Radiocarbon dating**

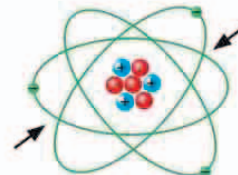
Scientists use the carbon-14 isotope to measure the age of ancient artifacts that are made from organic materials, such as wood or cotton. When new, the cotton wrapping of this mummy had a certain amount of carbon-14 in it. The isotope breaks down at a slow but fixed rate, and the amount left in the wrapping can tell scientists how old it is.

Atomic forces

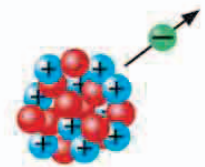
There are three forces at work inside atoms. The first type is a strong force that pulls the particles in the nucleus together. The second type occurs when the electrons are bonded to the atom by an electromagnetic force, which also acts over a much larger distance outside of the atom. The third type is a weak force that is involved in radioactivity, pushing particles out of the nucleus.



△ **Strong force**
This is the strongest force in nature, but it acts only over tiny distances.



△ **Electromagnetic force**
This force is involved in light and electricity, and holds atoms together.



△ **Weak force**
This force causes radioactive decay in atoms.

Electron

The electron has a negative charge that is equal and opposite to that of the proton. However, the mass of an electron is just a tiny fraction of a proton's mass.

Energy

WE RELY ON ENERGY TO MAKE OUR WORLD FUNCTION.

Energy is what makes things happen. It is everywhere and in everything, giving objects the ability to move or glow with heat.

SEE ALSO

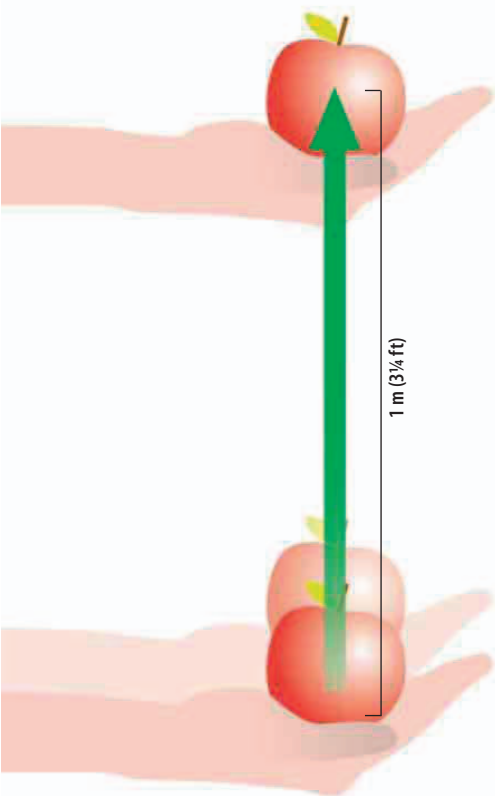
◀ 28–29	Respiration
◀ 70–71	Human health
◀ 131	Fuels
◀ 136	Reactivity and temperature
Forces and mass	172–173 ▶
Kinetic energy	182 ▶
Electromagnetic waves	194–195 ▶
Renewable energy	224–225 ▶

Measuring energy

Energy can be put to work. To a physicist, the word “work” means the amount of energy involved in moving an object. Work is calculated as the amount of force multiplied by the distance. Since force is measured in newtons (N) and distance in meters (m), such a calculation results in a unit of work called a newton meter (Nm).

▽ One joule of energy

One joule (J) is the amount of energy transferred to an object by a force of 1 N over a distance of 1 m (3¼ ft). This is roughly equivalent to lifting an apple up 1 m (3¼ ft).



Types of energy

Energy can be seen working in many ways. Although they are given different names and appear in a wide range of contexts—from the energy released by an exploding star to the energy in a bouncing ball—all types of energy are closely related, and each one can change into other types (see the opposite page for examples).



◁ Kinetic energy

This is the energy of motion. As an object speeds up, it contains more kinetic energy.



◁ Thermal energy

The air blowing out from a hairdryer is hot because electrical energy is converted into thermal energy.



◁ Electrical energy

This type of energy is carried by an electric current that supplies all kinds of appliances.



◁ Chemical energy

This is the form of energy released when chemical reactions take place, such as burning fuel.



◁ Radiant energy

This is the form of energy carried by light and other types of electromagnetic radiation.



◁ Nuclear energy

This form of energy is released when atoms split apart (fission) or join together (fusion).



◁ Sound energy

This is a type of energy that objects produce when they vibrate in a medium, such as air.



◁ Potential energy

The diver has potential energy due to her or his height above the water, which changes to kinetic energy as the diver falls.

Conservation of energy

The first law of thermodynamics (the study of how heat behaves) states that energy cannot be created or destroyed, but it can be transferred from one object to another and converted into different forms.

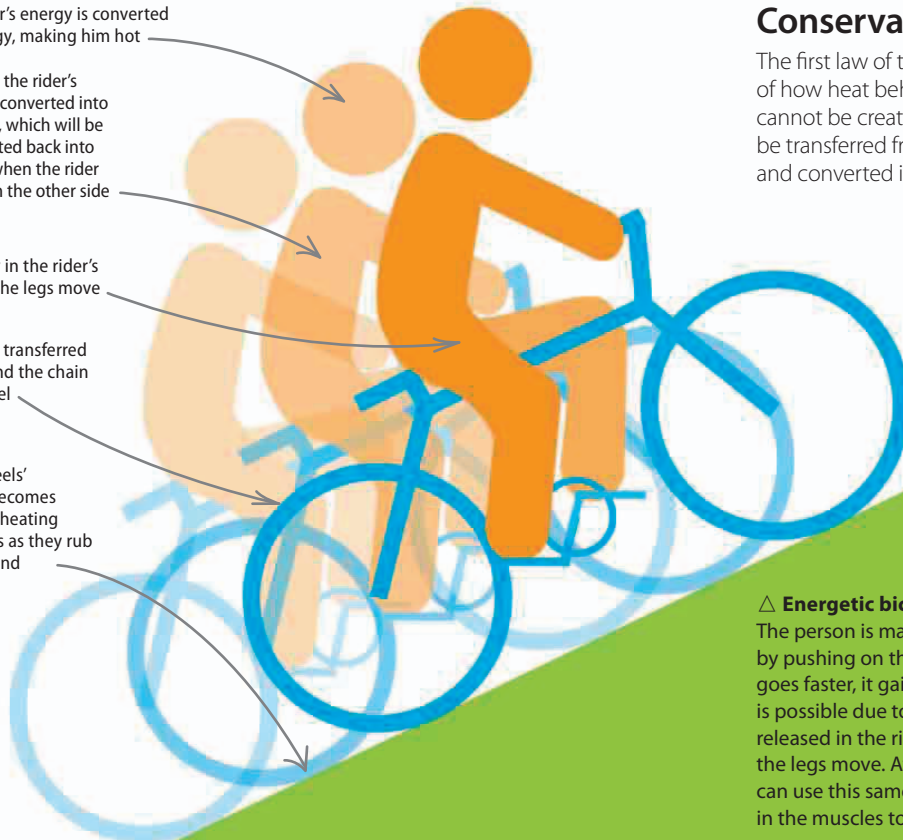
some of the rider's energy is converted to thermal energy, making him hot

climbing the hill, the rider's kinetic energy is converted into potential energy, which will be released (converted back into kinetic energy) when the rider freewheels down the other side

chemical energy in the rider's muscles makes the legs move

kinetic energy is transferred via the pedals and the chain to the back wheel

some of the wheels' kinetic energy becomes thermal energy, heating the bicycle's tires as they rub against the ground



△ Energetic bicycling


The person is making the bicycle move by pushing on the pedals. As the bicycle goes faster, it gains kinetic energy. This is possible due to the chemical energy released in the rider's muscles that makes the legs move. At some point, the rider can use this same chemical energy in the muscles to stop the bike.

All machines will gradually lose energy, which, unfortunately, makes **perpetual motion impossible**.

REAL WORLD

Perpetual motion

For many years inventors have tried to develop a machine that could run forever. This machine shown right, designed by the German Ulrich von Cranach in 1664, was driven by cannonballs falling into the large wheel at the right. These would drop onto a curved track that fed them into an Archimedes screw. Powered by the wheel, the screw lifted the balls to the starting position. However, like all perpetual motion machines before and since, this clever design could not overcome the slowing effect of friction (see page 173).



Forces and mass

ALL MOTION IS CAUSED BY FORCES ACTING ON MASSES.

The effect of a force depends on the mass of the object. The greater the object's mass, the lower its resultant acceleration.

SEE ALSO

◀ 38–39 Movement

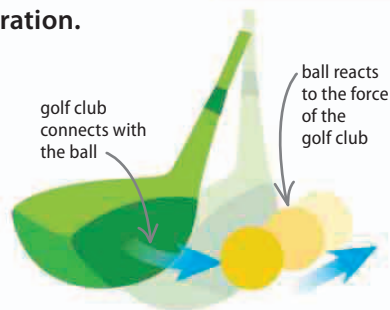
◀ 170–171 Energy

Gravity 178–179 ▶


Electricity 202–203 ▶

What is a force?

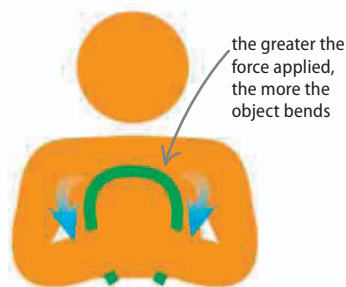
A force can affect an object in different ways. First, it may change the object's speed, so it moves faster or slower; second, a force can change the direction in which the object moves; third, the force may deform the shape of the object. Forces are measured in newtons (N). A force of 1 N results in a mass of 1 kilogram (kg) or 2.2 pounds (lb) reaching a speed of 1 meter (m) per second in one second.



◁ **Changing speed**
The force of the golf club increases the speed of the ball from zero to a high speed, sending it down the golf course.



◁ **Changing direction**
The force of the tennis racquet on the ball makes it stop traveling in one direction, and moves the ball in a new direction.

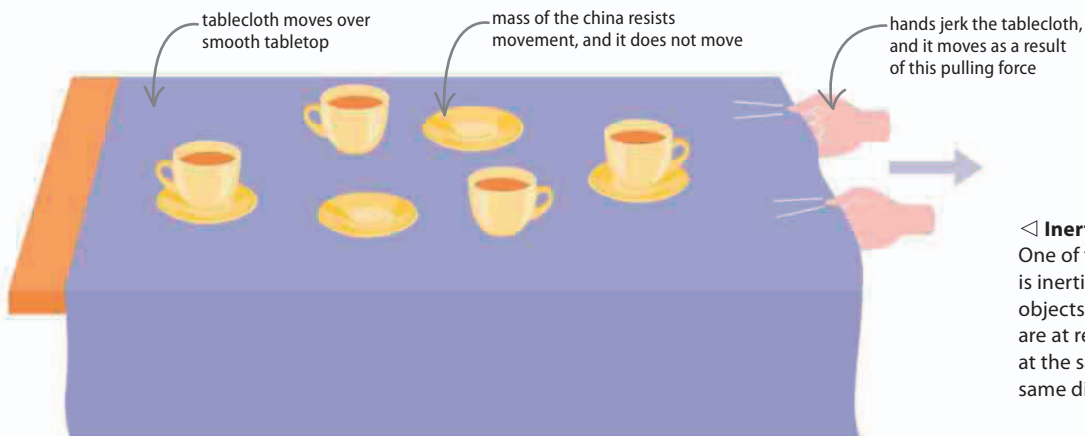


◁ **Changing shape**
Depending on the toughness of the object, and strength of the person or machine used, the force exerted on an object may be able to change its shape.

What is mass?

Mass is a measure of how much an object resists a force. An object with a large mass contains more matter than one with a smaller mass. A force applied to a large mass results in a smaller acceleration than if it were applied to a small mass.

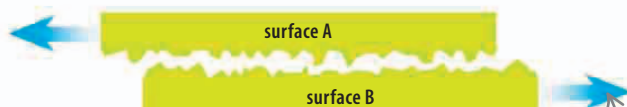
The precise kilogram unit is based on a single cylinder of the elements **platinum** and **iridium** kept in a safe in Paris, France.



◁ **Inertia**
One of the properties of mass is inertia. This is a tendency for objects to remain where they are at rest—or keep traveling at the same speed and in the same direction if on the move.


Friction and drag

Nothing in nature is perfectly smooth, so when objects slide past one another, their uneven surfaces push back against the direction of motion. This resistance force is known as friction. Drag is a similar phenomenon that occurs when an object pushes its way through air or water. The air or water pushes back, resisting the motion.




△ Friction

Even microscopic dips and bumps on a solid surface are enough to catch the uneven surface of another object moving over it, creating friction.



△ Lubrication

Adding a lubricant—generally a slippery liquid—reduces the friction. It provides a barrier that stops the solid surfaces touching as much.



△ Water resistance

The boat is moving through the water, and must push the water in front out of the way. The water resists and rises up as a bow wave.

REAL WORLD

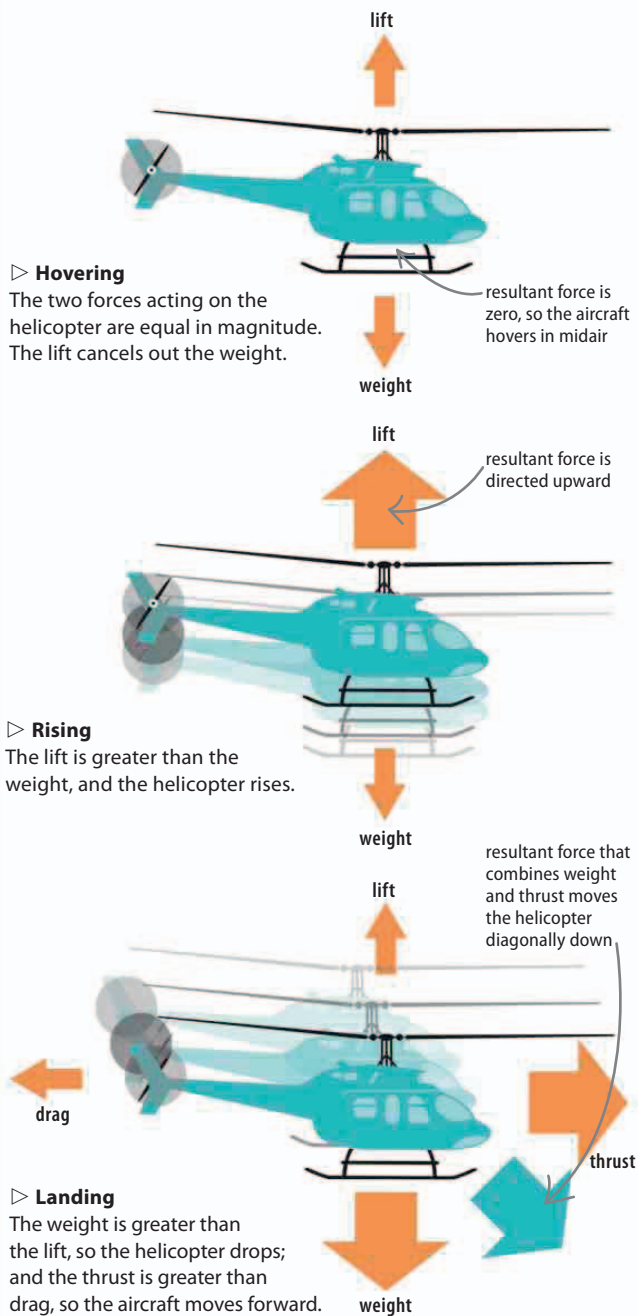
Tire tread

Travel would be impossible without friction. For example, a tire has a rough tread to increase the friction force between the wheel and the road, preventing the car from sliding. Running shoes have rough soles for the same reason.



Resultant forces

Several different forces may act on one object at the same time, but sometimes the object cannot respond to each one individually. In these cases, the forces are combined to produce a single effect, so it appears that the object is being moved by a single force in one direction—this is the resultant force.



Stretching and deforming

AS WELL AS MOVING OBJECTS FROM PLACE TO PLACE, FORCES CAN ALSO MAKE OBJECTS CHANGE SHAPE.

SEE ALSO

◀ 96–97 Properties of materials

◀ 98–99 States of matter

◀ 163 Plastics

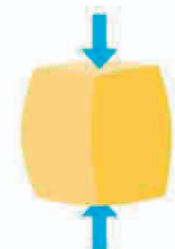
◀ 172–173 Forces and mass

When a force acts on an object that cannot move, or when a number of different forces act in different directions, they make the object's molecules (or other small parts of it) move closer together or further apart, so the whole object changes shape.

Types of distortion

The type of distortion an object undergoes depends on the number, directions, and strengths of forces acting on it, and also on its structure and composition. Many objects simply snap or shatter when strong forces act on them. Those that do not are referred to as deformable, such as modeling clay.

Graphene is one of the **strongest** and **most elastic** materials. It is made of sheets of carbon atoms that are connected together in hexagons.



△ **Compression**
When two or more forces act in opposite directions and meet at the same point inside an object, the object will compress and bulge out on all sides.



△ **Tension**
When two or more forces act in opposite directions and pull away from a object, they apply tension, and elastic objects will stretch in response.



△ **Bending**
When several forces act on an object in different places, the object will either snap (if it is brittle) or bend (if it is malleable). Many materials, like wood, bend a little, and then snap.



△ **Torsion**
Turning forces, or torques, that act in opposite directions, but affect different parts of an object, result in the object being twisted.



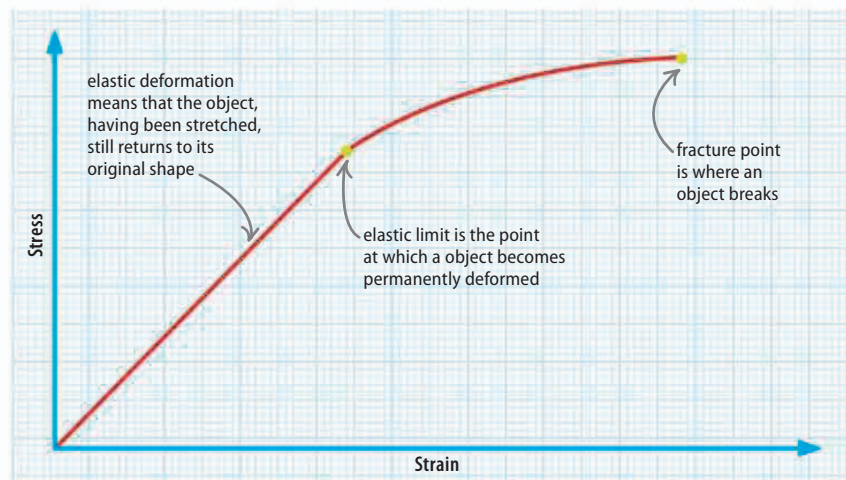
△ **Shearing**
When forces act in opposite directions at the ends of an object that is not free to spin, its ends will move in two different directions.

Deformation

Forces that change the shape of an object are known as stresses. The change in shape of the object in response is called a strain. When an object is stressed, three things may happen: it may break; it may change shape permanently (in which case it is said to be "plastic"); or it may change shape until the stress is removed—and then return to its original shape (elastic).

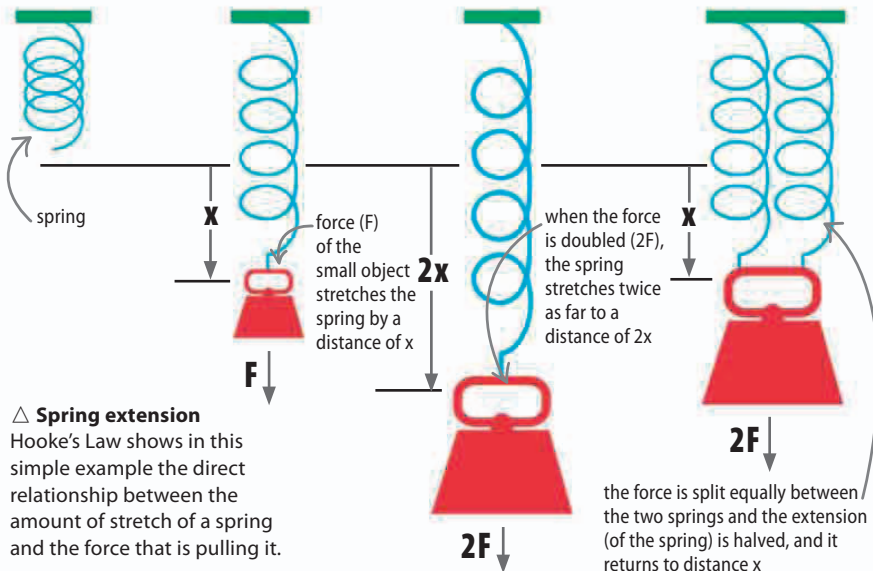
▷ Stress–strain curve

Many materials behave elastically for small distortions, and then will start to behave plastically. Finally, they will break. The forces required vary a lot, depending on the material.



Hooke's Law

The English scientist Robert Hooke (1635–1703) discovered the law of elasticity. Hooke's Law states that the amount of stretch of a spring, or other stretchy object, is directly proportional to the force acting on it. The law is only true if the elastic limit of the spring has not been reached. If the elastic limit has been reached, the spring will not return to its original shape and may eventually break.



△ **Spring extension**
Hooke's Law shows in this simple example the direct relationship between the amount of stretch of a spring and the force that is pulling it.

REAL WORLD

Bungee jump

If you fell a long distance while attached to a rope, you would stop suddenly, with a dangerous jerk. Elastic cords, such as those used by bungee jumpers, slow you down more gradually because the energy of the fall is slowly transferred to the cord as it stretches.



Young's modulus

The elasticity of an object depends on its shape, size, and structure. The English polymath Thomas Young (1773–1829) devised a way of measuring the elasticity of solids—known as Young's modulus—to compare different materials.

Stiffness of select materials

rubber	0.01–0.1
nylon	3
oak	11
gold	78
glass	80
stainless steel	215.3

△ **Measuring stiffness**
Young's modulus is measured in gigapascals (GPa). The higher the number, the stiffer (less elastic) the material.

Material properties

Many properties of materials are related to the way they deform under stress. They depend partly on the molecules from which materials are made, but also on the shapes and sizes of larger structures inside the material, such as crystals or fibers.

Description of materials under stress

hard	difficult to scratch or dent
tough	difficult to break or deform
plastic	changes shape permanently when stressed
elastic	returns to original size and shape when stress is removed
brittle	breaks suddenly under stress, with little deformation
ductile	can be drawn out into a wire
malleable	can be hammered into shape

△ **Describing materials**
These terms are used to describe the behavior of materials under stress. Many materials change their behaviors with temperature. For example, warm rubber is very elastic, but very cold rubber is brittle.

Velocity and acceleration

THESE QUANTITIES TELL US HOW QUICKLY SOMETHING IS MOVING.

SEE ALSO

◀ 172–173 Forces and mass

Gravity 178–179 ▶

Newton's laws of motion 180–181 ▶

Understanding motion 182–183 ▶

When motion of an object changes in rate or direction, the motion is described in terms of velocity and acceleration.

Speed and velocity

Speed is a measure of the rate at which a distance is covered. It is commonly measured in kilometers per hour. Velocity is also measured in these units, however, this measure also takes direction into account. Thermodynamicists and nuclear physicists use speed more often than velocity.

$$\text{Velocity} = \frac{\text{Distance}}{\text{Time}}$$

rate of motion (km/h)

space between two points on a straight line (km)

time that has elapsed between two points (hours)

30 km/h (18 mph)

60 km/h (37 mph)




◀ Increasing velocity

An increase in the car's velocity is known as acceleration. A constant force gives a constant increase in velocity.

60 km/h (37 mph)

60 km/h (37 mph)



◀ Changing direction

The car continues at 60 km/h (37 mph), but then changes lanes. The car's speed is constant, but its velocity is changing.

60 km/h (37 mph)

30 km/h (18 mph)

0 km/h (0 mph)



◀ Decreasing velocity

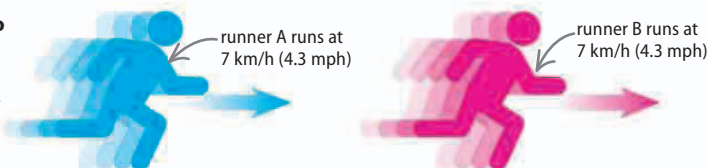
When a car slows, the change in velocity is known as a deceleration.

Relative velocity

The relative velocity compares how fast an object is traveling in comparison to another. If two objects are traveling in the same direction, the relative velocity can be calculated by subtracting the velocity of the slower object from the velocity of the quicker one. Two objects moving in the opposite direction along the same path would be heading for a collision. The relative velocity of these objects would be greater than either of their individual speeds.

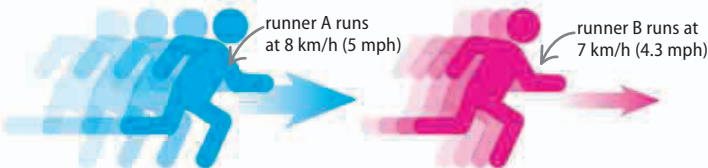
▶ Relative speed zero

Runner A is moving at the same velocity as B, so their relative velocity is 0 km/h (0 mph).



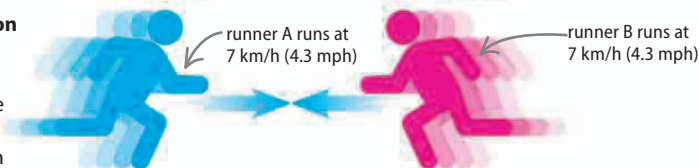
▶ Catching up

Runner A is gaining on B because his velocity is 1 km/h (0.6 mph) faster.



▶ Heading for collision

Runner A and B are moving in opposite directions. Their relative velocity is the sum of their two speeds, which is 14 km/h (8.7 mph).



Changing velocity

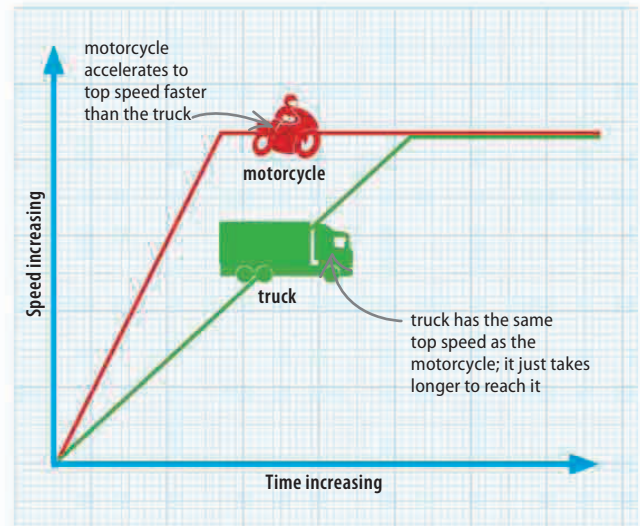
Acceleration is a measure of the rate of change in velocity—how long it takes for an object to increase (or decrease) from one velocity to another. Acceleration is calculated by subtracting the starting velocity (V_1) from the final velocity (V_2) to obtain the change in velocity. This figure is then divided by the time that has passed.

rate of change of velocity (meters per second per second) total change in velocity (meters per second) time in which this change happened (seconds)

$$\text{Acceleration} = \frac{V_2 - V_1}{\text{Time}}$$

▷ Motorcycle versus truck

This graph shows the greater acceleration of the motorcycle compared to the truck, before they both reach the same cruising speed.



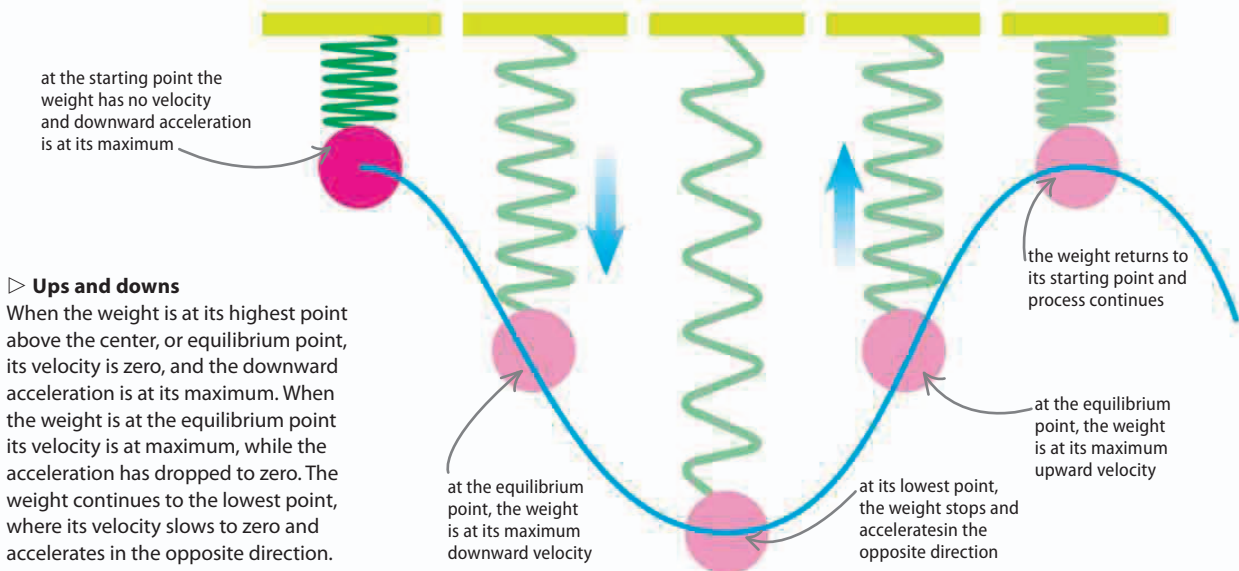
Oscillation

An oscillation is a regular movement about a central point. Whether it is a pendulum swinging from side to side, a weight bouncing on the end of a spring, or the molecules vibrating inside a solid, the motion results from regular accelerations and decelerations. In turn, these produce an average velocity of zero because the object ends up coming back to the same central point. This phenomenon is caused by two opposing forces that accelerate the object to the center, but the resulting velocity moves the same distance in the opposite direction.

REAL WORLD

Timekeeping

Oscillations repeat at a constant rate. The time it takes for the oscillator to complete a full cycle is called the period. A pendulum oscillates with a fixed period, and the long pendulums in grandfather clocks have a period of two seconds. Each swing turns the cogs just enough to keep the hands moving at the right rate.



▷ Ups and downs

When the weight is at its highest point above the center, or equilibrium point, its velocity is zero, and the downward acceleration is at its maximum. When the weight is at the equilibrium point its velocity is at maximum, while the acceleration has dropped to zero. The weight continues to the lowest point, where its velocity slows to zero and accelerates in the opposite direction.

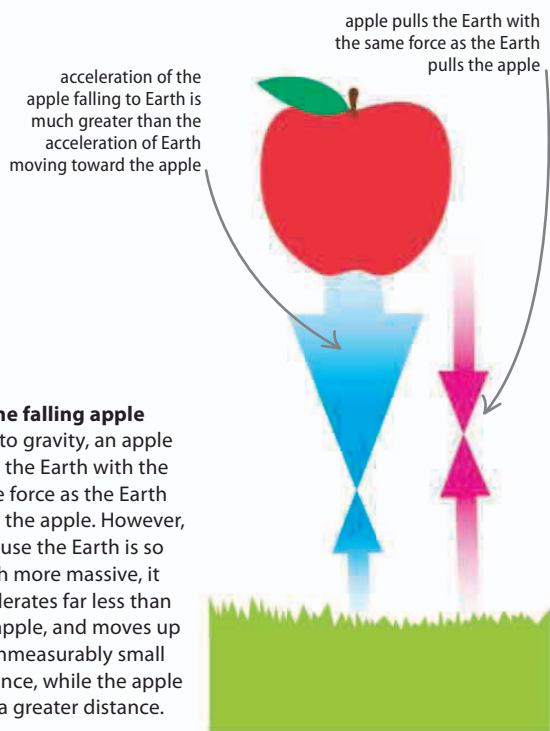
Gravity

THE FORCE OF GRAVITY AFFECTS EVERY OBJECT IN THE UNIVERSE.

Gravity is the force that holds planets together and keeps them orbiting stars, as well as holding us to the Earth.

Attraction

Gravity is a force of attraction. Although all objects attract all others, gravity between objects on Earth is usually too small to notice. This is why it took a genius like Isaac Newton to understand that gravity does affect all objects, whatever their size.



▷ The falling apple

Due to gravity, an apple pulls the Earth with the same force as the Earth pulls the apple. However, because the Earth is so much more massive, it accelerates far less than the apple, and moves up an immeasurably small distance, while the apple falls a greater distance.

Physicists think that the force of gravity is carried by **tiny particles called gravitons**—but they have yet to find any.

SEE ALSO

◀ 172–173 Forces and mass

Newton's laws of motion 180–181 ▶

Rotational motion 183 ▶

The Solar System I 234–235 ▶


Universal law

Isaac Newton discovered that gravity affects everything in the Universe. He explained that the gravitational force between two objects, such as planets, depends on their masses and the distance between them. Newton also showed that spherical objects, such as the Earth, act as if all their mass is concentrated at their centers.



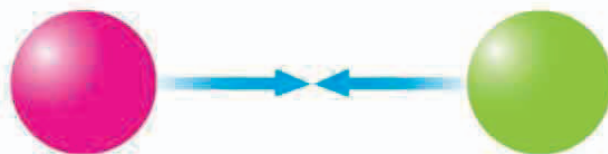
△ Attraction

All objects are attracted to each other by the force of gravity. Above, two objects of the same mass are attracted by the pull of this gravitational force.



△ Double the mass

Changing the masses of the two objects so that they are twice as heavy will make the gravitational force between them four times as strong.

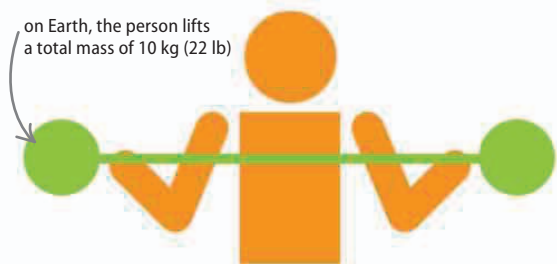


△ Increase the distance

Changing the distance between the two objects so that they are twice as far away from each other will make the gravitational force four times less.

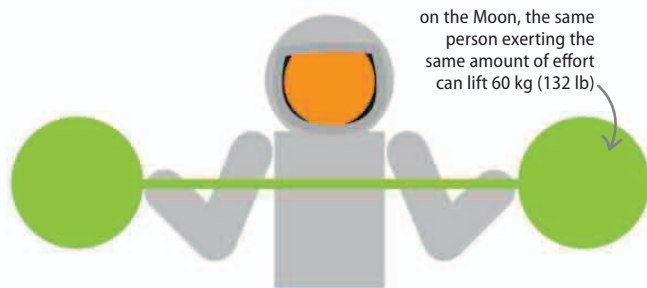
Weight and mass

Weight is not the same thing as mass. Mass is the amount of matter an object contains, while weight is the force with which the Earth or another body pulls on the object. An object can have the same mass but weigh differently, depending on the gravitational force acting on the object.



△ On Earth

Lifting a barbell requires this person to exert a greater force than the barbell's weight. Here, a weightlifter is lifting a barbell with weights whose total mass is 10 kg (22 lb).

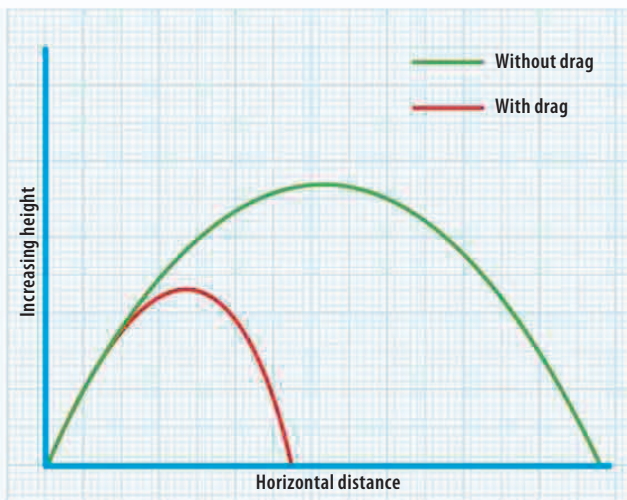


△ On the Moon

On the Moon, the force of gravity is about one sixth that on Earth. So the same effort is required to lift 60 kg (132 lb) on the Moon as it is to lift 10 kg (22 lb) on Earth.

Ballistics

A thrown object is pulled back down to Earth by the force of gravity. At the same time, its sideways motion is decelerated by the drag force applied by the air. If there were no atmosphere, the object would travel a much greater distance.

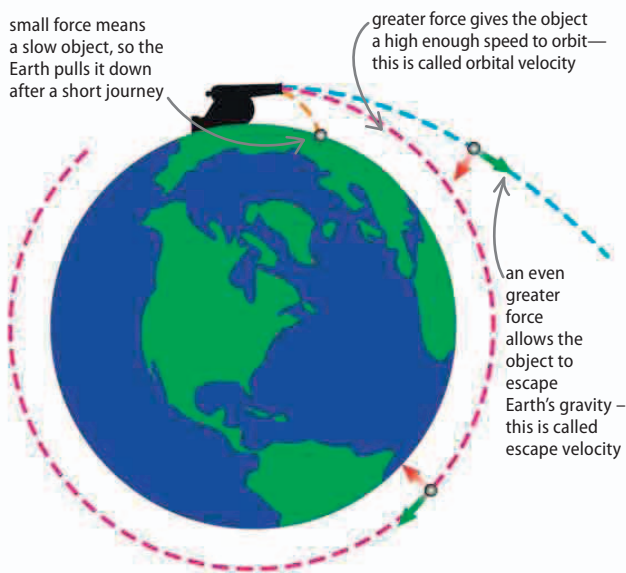


△ Air resistance and motion

On Earth, air resistance applies a drag force, slowing the object's motion (red line). Where there is no air resistance, such as on the Moon, a thrown object moves in a parabola (green line)—a steady speed in a horizontal direction, while moving up and then down.

Orbit

The harder an object is thrown, the faster and farther it travels before its path takes it back to the Earth's surface. If the object is propelled hard enough, it will gain enough speed to counteract the pull of gravity so it will never land and will orbit the Earth.



△ Newton's satellite

This diagram is based on an illustration by Isaac Newton. He showed that if a cannonball is fired with enough force, its speed will allow it to orbit or escape Earth completely.

Newton's laws of motion

NEWTON'S LAWS EXPLAIN HOW FORCES ACT ON OBJECTS.

When a force acts on an object that is free to move, the object will move in accordance with Newton's three laws of motion.

SEE ALSO

- ◀ 38–39 Movement
- ◀ 172–173 Forces and mass
- ◀ 176–177 Velocity and acceleration
- Understanding motion **182–183** ▶

A new direction for physics

Isaac Newton (1642–1727) published his laws of motion in 1687, setting the direction for physics over the next two centuries. He explained that when the forces acting on an object are balanced, there is no change in the way it moves. When the forces are unbalanced, there is an overall force in one direction, which alters the object's speed or the direction in which it is moving. Newton also emphasized the complicated relationship between objects and forces, which is due mainly to the effects of friction and air resistance. Without these effects, he concluded, the motions of objects are much simpler. So, his laws apply most obviously to bodies in space, such as planets and spacecraft.

REAL WORLD

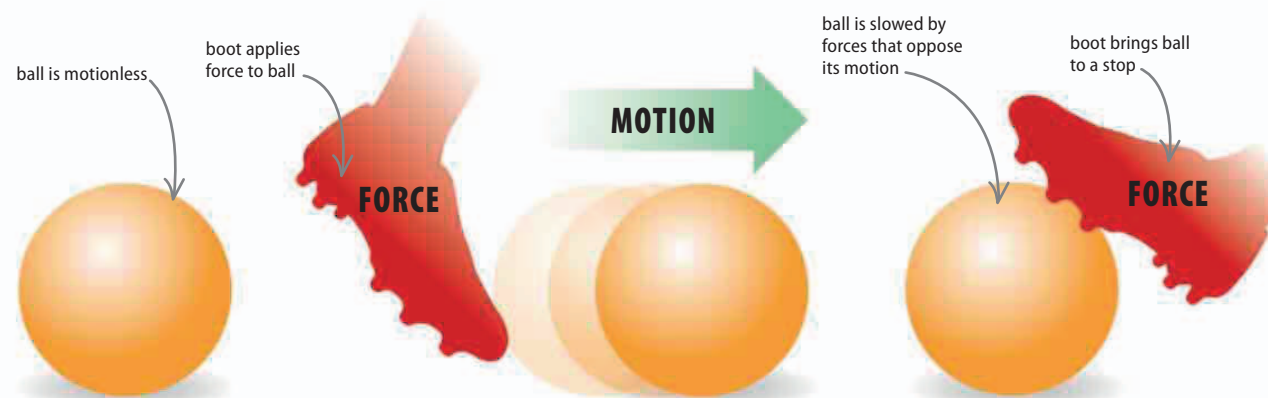
Blast off!

Newton's laws of motion can be used to explain how a rocket blasts into space. At the start, there is no force acting on the rocket, so it does not move. Then, when the rocket's engines fire, the force they produce lifts the rocket up and off the launchpad. As the hot gases shoot down, an equal force pushes the rocket up.



First law of motion

The first law of motion states that any object will continue to remain stationary, or move in a straight line at a constant speed, unless an external force acts on it. So, a soccer ball is stationary until it is kicked, and then it moves until other forces bring it to a halt.



△ At rest

Although the force of gravity is acting on the soccer ball, the ground below it stops the ball from moving, so it remains in a state of rest.

△ Force applied

The impact of a boot applies a force to the ball. For as long as the boot is in contact with the ball, the ball will be accelerated by it.

△ Motion is arrested

The ball immediately begins to slow due to the resistance of the air and friction with the ground. It is brought to a stop when it encounters a stationary object (the boot).

Second law of motion

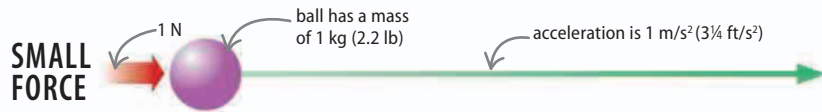
The second law of motion states that when a force acts on an object, it will tend to move in the direction of the force. The larger the force on an object, the greater its acceleration will be. The more massive an object is, the greater the force needed to accelerate it.

product of mass and acceleration (newtons (N)) amount of matter an object contains (kilograms) increase in velocity over time (meters per second per second (m/s²))

$$\text{Force} = \text{Mass} \times \text{Acceleration}$$

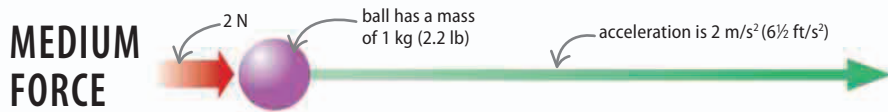
▷ Small mass, small force

A force of 1 N acting on a mass of 1 kg (2.2 lb) will produce an acceleration of 1 m/s² (3¼ ft/s²)—velocity increases by 1 m (3¼ ft) per second every second.



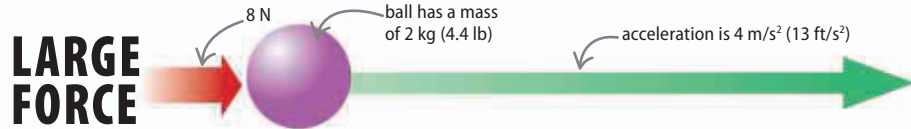
▷ Small mass, medium force

A force of 2 N acting on a mass of 1 kg (2.2 lb) will produce an acceleration of 2 m/s² (6½ ft/s²).



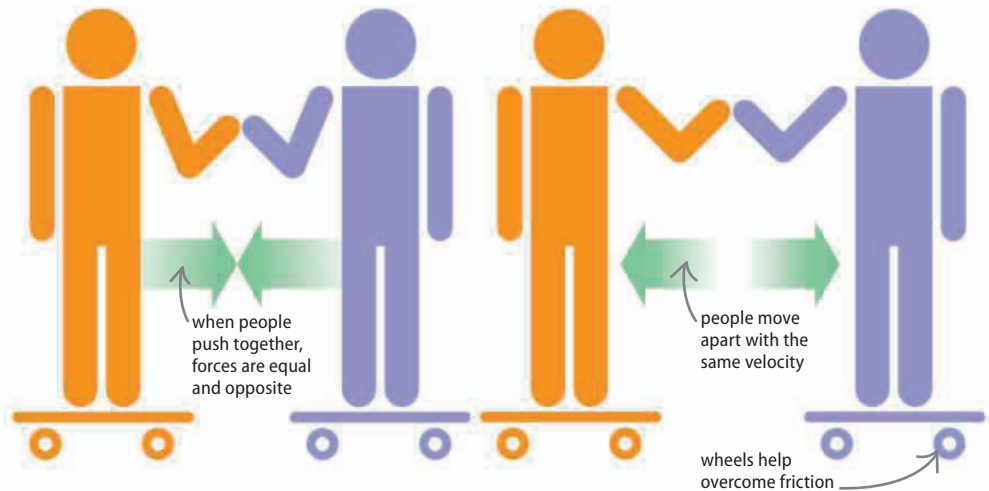
▷ Double mass, large force

A force of 8 N acting on a mass of 2 kg (4.4 lb) will produce an acceleration of 4 m/s² (13 ft/s²).



Third law of motion

The third law of motion states that any object will react to a force applied to it. The force of reaction is equal and acts in an opposite direction to the original force that produces it. In the diagram, two people of the same mass are each standing on a skateboard, which reduces friction. When they push together (action), the result (reaction) will be that they move in the opposite direction from each other.



△ Action

The third law works when a force acts between two objects. Even if the second person does not make any effort to push back, her or his body will always react to the force in the same way.

△ Reaction

The forces between the two people are equal and opposite as they push away from each other on their skateboards. The masses are equal, so they move away from each other at the same velocity.

Understanding motion

FORCES ARE ABLE TO TRANSFER ENERGY TO MAKE OBJECTS MOVE.

Forces are rarely applied to an object one at a time and in straight lines. To understand how objects move, some principles are applied.

SEE ALSO

◀ 170–171 Energy

◀ 172–173 Forces and mass

◀ 176–177 Velocity and acceleration

◀ 178–179 Gravity

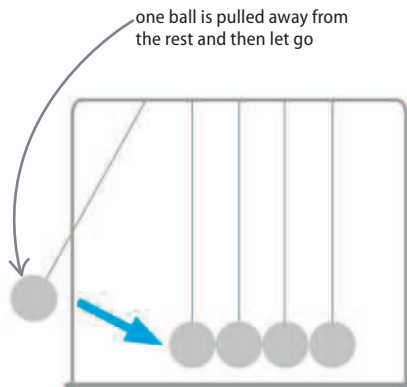
◀ 180–181 Newton's laws of motion

The Solar System I

234–235

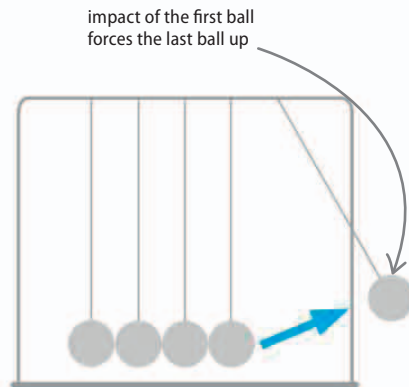
Momentum

A moving object carries on moving because it has momentum. It will keep moving until a force stops it. For example, when you catch a ball, you must exert a force on it to remove its momentum and stop it moving. However, when your hand and the ball collide, the ball will exert a force on your hand so that the momentum of your hand will change. The momentum gained by your hand is equal to the momentum lost by the ball. Momentum is calculated by multiplying the mass of an object by its velocity—the heavier an object and the faster it moves, the greater its momentum. This conservation of momentum, as shown in the illustration, is evidence that energy is never created or destroyed, but transferred between objects.



△ Collision action

As the left ball hits the line of other balls, its velocity decreases and its momentum drops to zero.



△ Motion reaction

The momentum of the first ball passes through its neighbors until it reaches the right ball, which is forced to move.

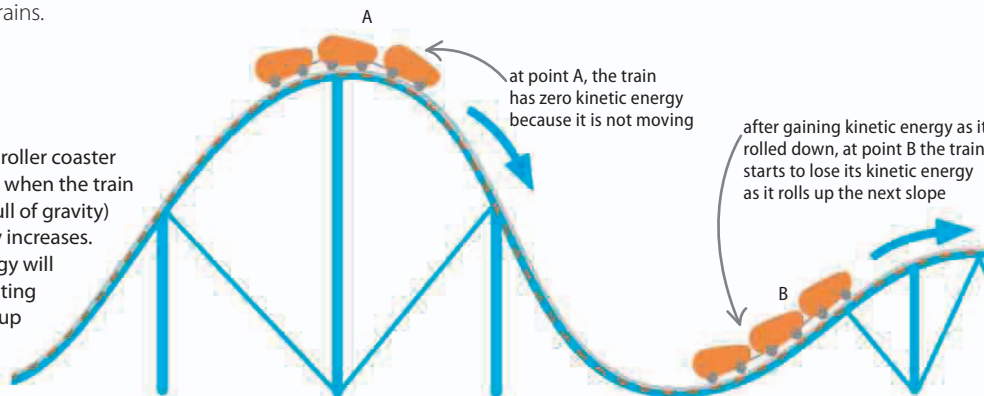
Kinetic energy

The energy of a moving object is described as kinetic energy. The more kinetic energy an object has, the faster it moves. Some objects can have a relatively small mass but great kinetic energy. For example, the asteroid that is thought to have killed the dinosaurs 65 million years ago had a huge impact despite having a relatively small mass. This is because it hit the ground at around 30 km (19 miles) per second, giving it as much energy as one million express trains.

▷ Roller coaster

At point A, a stationary train on a roller coaster has zero kinetic energy. However, when the train accelerates (in this case, by the pull of gravity) to a high speed, its kinetic energy increases.

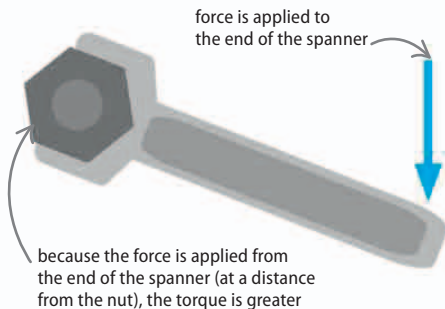
At point B, the train's kinetic energy will be reduced again by the decelerating effect of gravity as it starts to roll up the smaller slope.



The purpose of an engine is to convert the energy in fuel—or perhaps a battery—into kinetic energy.

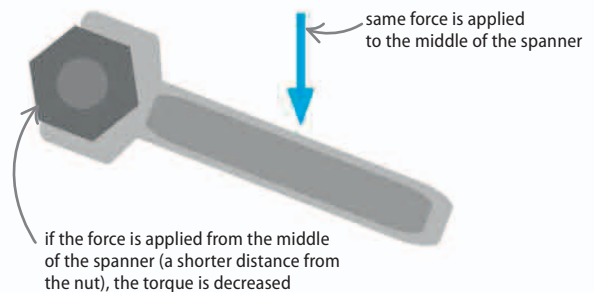
Torque

This term refers to the turning effect of a force—its ability to create rotation rather than linear (straight-line) motion. Torque is dependent on the size of a force and its distance from the turning point, or pivot. Forces applied farther from the pivot result in a larger torque. The torque (or moment) of a force is calculated by multiplying force and distance.



△ Large torque

Applying a force to the end of a spanner handle maximizes its torque, making it easier to undo a stiff nut.



△ Small torque

Applying the same force to halfway along the handle results in half the torque, so turning the nut requires more effort.

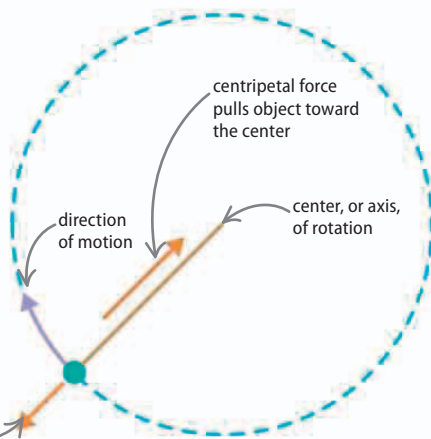
Rotational motion

When an object moves in a circle, it is acted on by two forces. The centripetal force pulls it toward the center, such as gravity on a space satellite or the strength of a string attached to a ball. A second centrifugal force counteracts the centripetal force by pulling the object away from the center.

▷ In a spin

The object accelerates toward the center of the circle. This is balanced by a virtual force—called centrifugal force—which reacts to the centripetal force and keeps the object from moving to the center. The result is a continuous curving motion around the center.

virtual force, known as centrifugal force, pulls the object away from the center



REAL WORLD

Angular momentum

Any spinning object has what is called angular momentum, which is proportional to the mass of the object, its rotational speed, and the average distance of the mass from the center of the spin. The ice skater uses this phenomenon to control the speed of her spins. When she stretches out her arms, she spreads her mass over a wider area, which creates a relatively slow rate of spin. When she draws them back in, all her mass is centered over the axis of rotation, and she spins faster.



Pressure

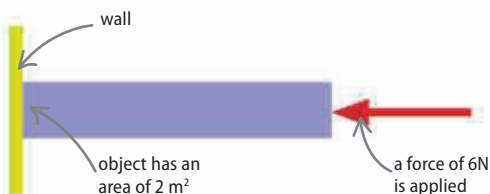
PRESSURE IS THE RESULT OF ONE THING PRESSING ON THE SURFACE OF ANOTHER.

Pressure can be applied to or by any medium, including air and water.

What is pressure?

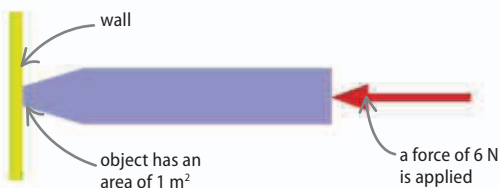
Pressure is defined as force per unit area, and is measured in pascals (Pa), which is equal to one newton per square meter. To calculate the pressure, divide the force pressing on the object by the area it is spread across.

$$\text{Pressure (pascals (Pa))} = \frac{\text{Force (newtons (N))}}{\text{Area (m}^2\text{)}}$$



△ Larger area, lower pressure

If a force of 6 N is spread over an area of 2 m², the applied pressure is 6 divided by 2, which equals 3 Pa.



△ Smaller area, higher pressure

If a force of 6 N is spread over an area of 1 m², the applied pressure is 6 divided by 1, which equals 6 Pa. This is why drawing pins and nails are pointed: their small-area tips apply very high pressures, so they penetrate materials easily.

Atmospheric pressure

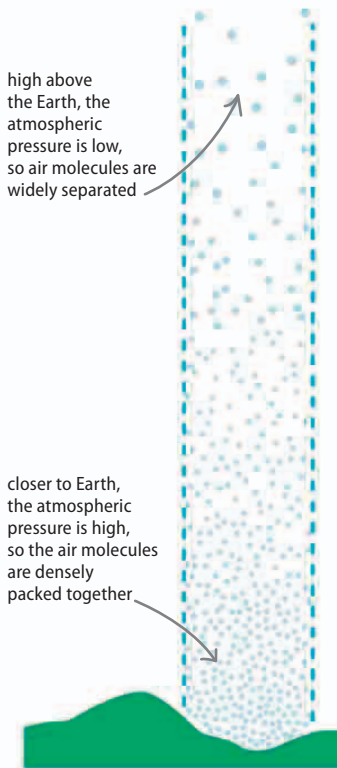
At the Earth's surface, the atmosphere applies a pressure of about 101,000 pascals to all objects. We cannot feel this pressure because it is balanced by an equal and opposite pressure inside our bodies. In different weather conditions and at different heights, the local atmospheric pressure changes. This can be measured using a barometer.

▽ Height and pressure

Gas molecules are constantly on the move and bumping into each other. When they hit another molecule or the wall of a container, they exert pressure on it. The air molecules close to the Earth are at the bottom of the atmosphere with all the other air molecules on top of them. Therefore, the pressure is higher and the air is denser. Air grows thinner higher from the Earth's surface.

high above the Earth, the atmospheric pressure is low, so air molecules are widely separated

closer to Earth, the atmospheric pressure is high, so the air molecules are densely packed together



SEE ALSO

◀ 98–99 States of matter

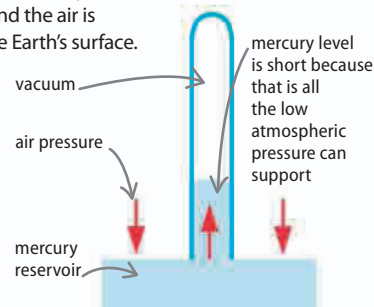
◀ 102–103 Gas laws

◀ 136 Reactivity and temperature

◀ 172–173 Forces and mass

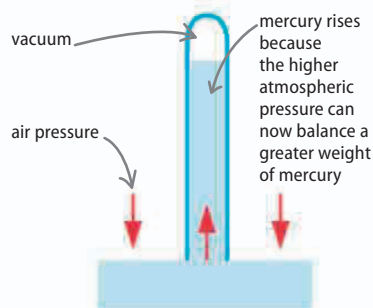
Weather

228–229 ▶



△ Low atmospheric pressure

If the air pressure above the reservoir is low, it will not produce enough force to make the mercury rise up the tube.



△ High atmospheric pressure

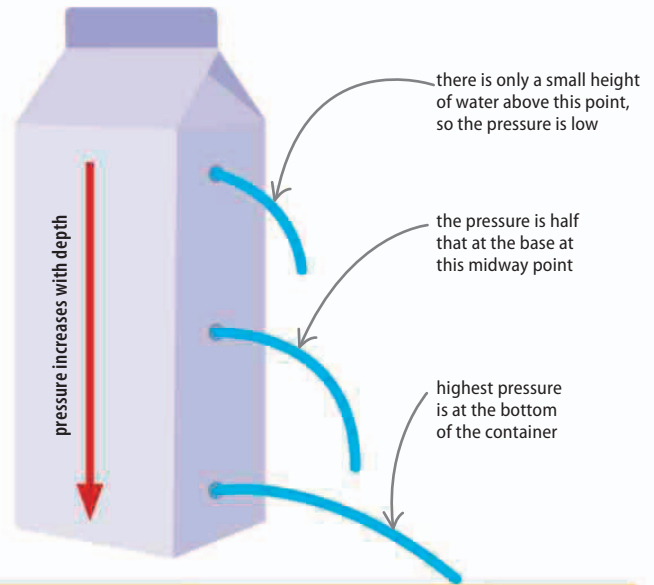
If the air pressure above the reservoir is high, it will push the mercury up the tube.

Water pressure

Water is far denser than air. This means that as one goes deeper under water the pressure increases rapidly. On Earth, the water pressure at 10 m (33 ft) depth is about one “atmosphere,” which is roughly the air pressure at sea level. At a depth of 20 m (66 ft), the water pressure is about two atmospheres, and at 30 m (99 ft) it is about three atmospheres, and so on.

▷ Under pressure

In this milk carton, the pressure increases toward the base, so water will squirt out under greater pressure from the bottom hole than from the top one.

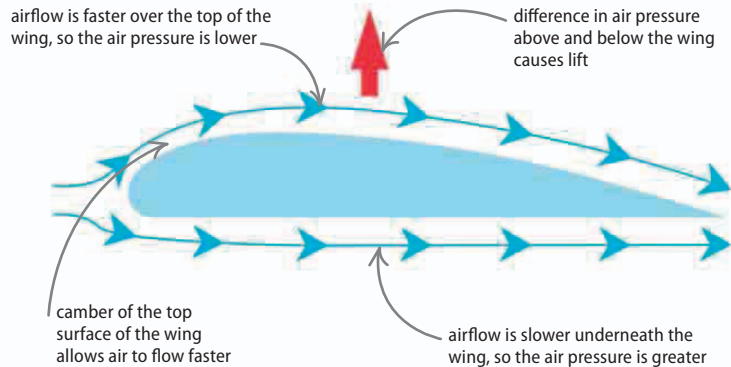


Bernoulli effect

Pressure varies according to the motion of a medium—this is called the Bernoulli effect. In an airplane wing, the top surface of the wing has more camber (longer curve) than the bottom surface, so the air flows faster over the top of the wing than it does underneath.

▷ Taking flight

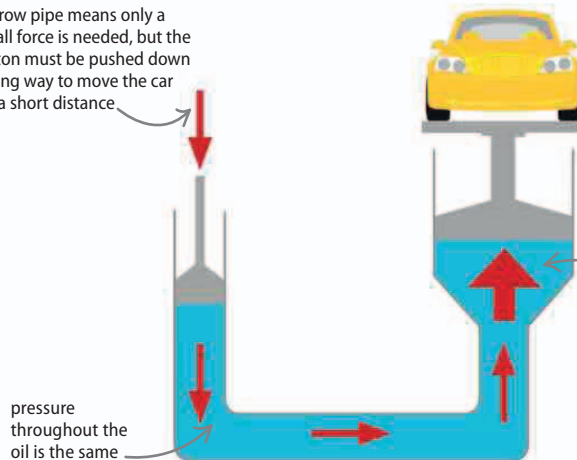
There is less air pressure above the wing than there is beneath the wing. The difference in the air pressure above and below the wing causes lift.



Hydraulics

In an hydraulic system, a liquid (often oil) is used to transfer force from one place to another. Usually, hydraulic systems also convert a low force at one place to a higher one at another. Hydraulic systems rely on the fact that liquids (unlike gases) are almost incompressible—if they are pressed, rather than reducing in volume they force objects like pistons to move away.

narrow pipe means only a small force is needed, but the piston must be pushed down a long way to move the car up a short distance.



◁ Hydraulic multiplication

The increase in force created by an hydraulic system can be calculated from the areas of the two sides (shown here in cross-section): if one side has twice the area of the other, the force will be doubled.

Machines

MACHINES MAKE WORK EASIER TO DO.

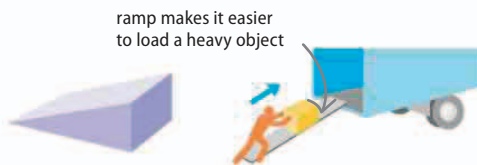
A simple machine is a device that increases the size, or changes the direction, of a force. Machines can use this energy to lift, cut, or move masses.

Simple machines

Even the most complex devices can be broken down into half a dozen simple machines working together. All of these machines have been in use since ancient times, and at first glance some may not seem to be machines at all. However, the way they all multiply the force applied to them, or multiply the distance over which that force acts, makes them machines.

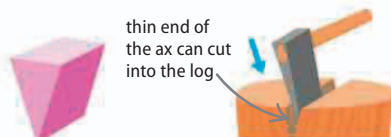
▷ Ramp

A heavy load can be pushed up a ramp in a continuous motion that requires a smaller force than lifting it straight up.



▷ Wedge

Any force applied to the thick end of a wedge is focused into the thin end, applying enough pressure to cut into materials.



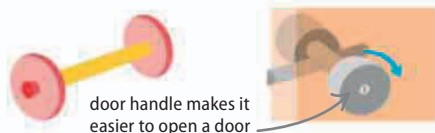
▷ Lever

When a force is applied, the lever moves around a turning point (fulcrum), creating an opposite force at a different point along the lever.



▷ Wheel and axle

A wheel moves around an axle in the same way as a lever around a fulcrum, multiplying the distance over which a force acts.



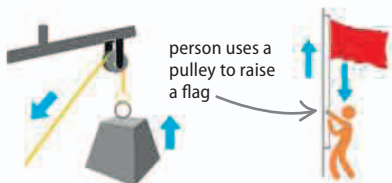
▷ Screw

A screw wraps around an axle, so the load moves up the screw as it turns. The tip of a screw is often pointed, so it also acts as a wedge.



▷ Pulley

A pulley is a rope looped around one or more wheels. The pulley's wheel changes the direction of the force on the rope—so pulling down makes the weight go up.



SEE ALSO

◀ 170–171 Energy

◀ 172–173 Forces and mass

◀ 183 Torque

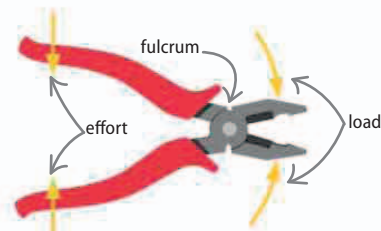
◀ 185 Hydraulics

Using heat

190–191 ▶

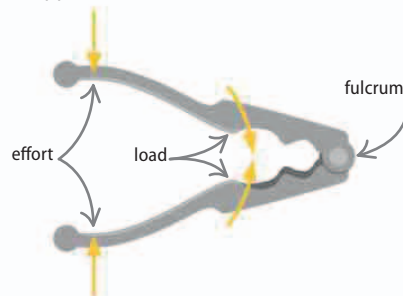
Lever

Levers magnify a small force into a large force. They work by moving a load around a turning point. There are three types of levers; the difference between them depends on where the effort, load, and fulcrum are positioned.



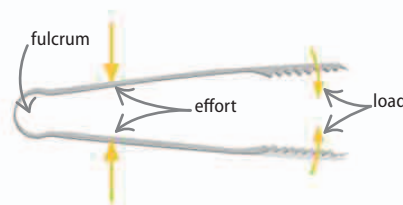
△ First-class lever

When you use pliers, the effort is applied on the opposite side of the fulcrum to the load.



△ Second-class lever

When you use a nutcracker, the load is positioned between the effort and the fulcrum.



△ Third-class lever

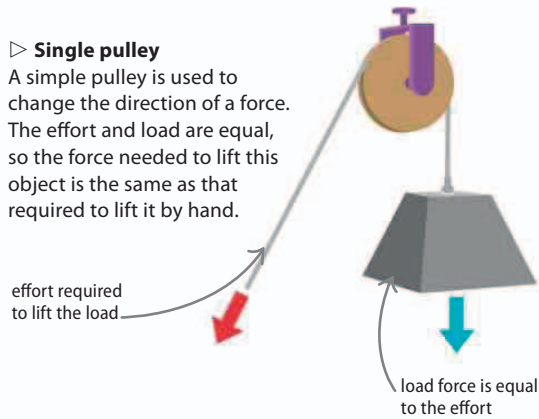
When you use tongs, the effort is applied between the load and the fulcrum.

Pulleys

Compound pulleys are good examples of the way machines create a mechanical advantage—amplifying a small effort into a large force capable of lifting big loads. The double pulley is the simplest type. Single pulleys do not create a mechanical advantage, but they allow a force to be applied in a different direction.

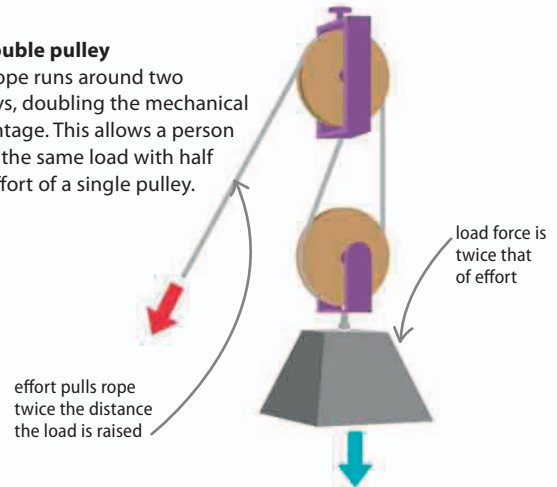
▷ Single pulley

A simple pulley is used to change the direction of a force. The effort and load are equal, so the force needed to lift this object is the same as that required to lift it by hand.



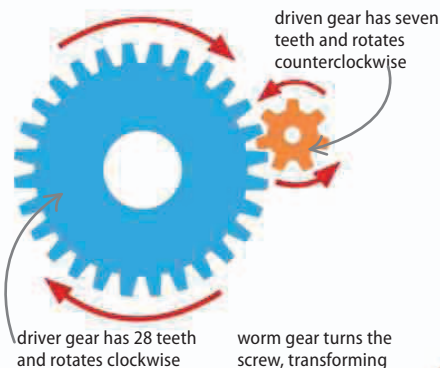
▷ Double pulley

The rope runs around two pulleys, doubling the mechanical advantage. This allows a person to lift the same load with half the effort of a single pulley.



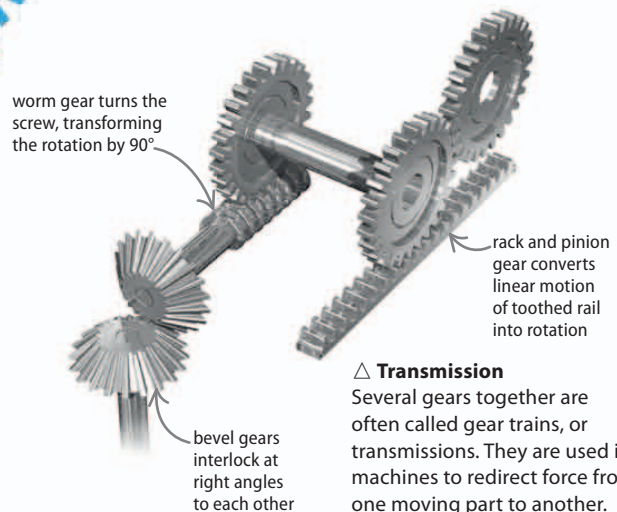
Gears

When wheels are given interlocking teeth they become cogs or gears, which are used to transmit a turning force, or torque. The magnitude of the transmission depends on the gear ratio, a comparison of the number of teeth on each gear. For example, when the driver gear (moved by the effort force) has twice the number of teeth of the driven gear, this second gear rotates twice as fast and with half the torque.



◁ Gear ratio

To calculate the gear ratio of the gears below, divide the number of teeth of the driver (left; 28 teeth) by that of the driven gear (right; seven teeth). The answer is four, which means that the smaller, driven gear will turn four times faster than the speed of the larger, driver gear.



△ Transmission

Several gears together are often called gear trains, or transmissions. They are used in machines to redirect force from one moving part to another.

REAL WORLD

Excavator

Construction machines, such as this excavator, show how simple machines are combined. The digger moves on tracks, which are driven by wheels acting as pulleys at each end. The shovel uses a wedge to cut into the ground, and moves using hydraulic levers.



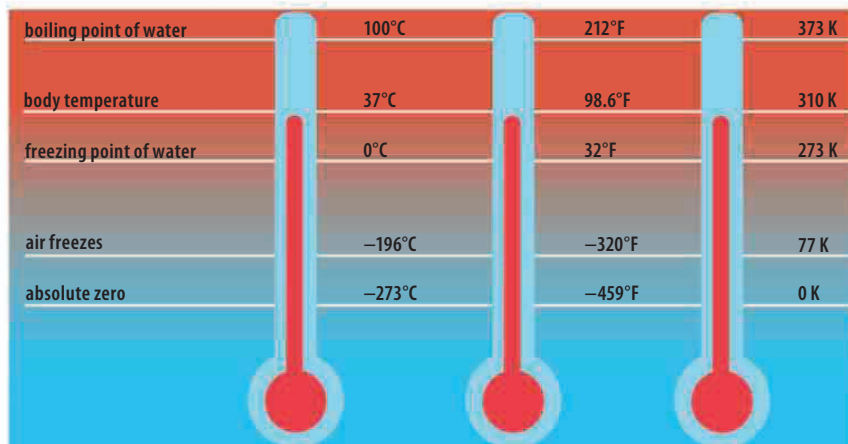
Heat transfer

THERMODYNAMICS IS THE STUDY OF THE WAY HEAT MOVES FROM ONE SUBSTANCE TO ANOTHER.

Heat is the name used for the type of energy that makes the atoms and molecules move inside a substance. Adding energy makes these particles move more quickly—and results in the substance heating up.

Measuring heat

Temperature is a measure of the heat in a substance. It is an average figure for the energy contained by every particle. Temperature and energy are not interchangeable. A spark from a fire can have a very high temperature, but it does not cause much of a burn because it contains only a small amount of energy. Temperature is measured using a scale. The difference between the upper and lower points is divided into a fixed number of units, or degrees, and any temperature can be expressed in multiples of degrees.



△ What happens?

This scale shows what happens at some significant temperatures.

△ Celsius

Water freezes at 0°C and boils at 100°C. Celsius was previously known as centigrade.

△ Fahrenheit

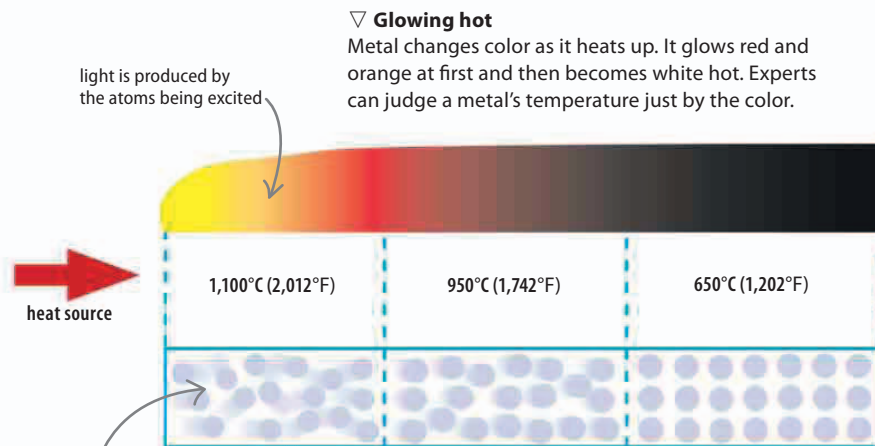
The Fahrenheit scale starts from the freezing point of saturated saltwater (0°F).

△ Kelvin

Absolute zero (0 K) is the temperature at which all particles cease to move completely.

Conduction

Heat always moves from areas with high thermal energy to areas with less. In other words, hot things always cool down, while cold things warm up to match their surroundings. Heat moves through a solid by conduction. This is a phenomenon in which the motion of particles in the hot part of the solid gradually transfers to neighboring ones, making them move faster and sending heat energy through the solid. Metals conduct heat better than nonmetals because their electrons are more free to move and pass their energy on.



▽ Glowing hot

Metal changes color as it heats up. It glows red and orange at first and then becomes white hot. Experts can judge a metal's temperature just by the color.

△ Hot metal

The vibrational motion of the metal atoms is proportional to the heat energy they contain. Those in the warmest part of the bar move faster than those in the cooler areas.

SEE ALSO

◀ 49 Thermoregulation

◀ 100–101 Changing states

◀ 103 Charles's law

◀ 136 Reactivity and temperature

Using heat 190–191 ▶

The Earth 226–227 ▶

Weather 228–229 ▶

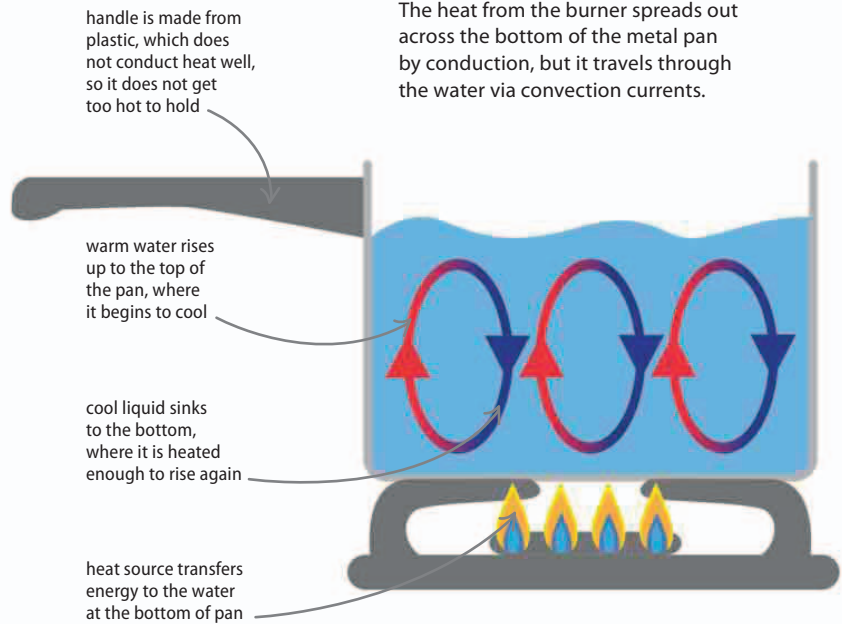
Convection currents

Heat moves through liquids or gases by a process called convection. This works on the basis that hot fluids rise upward while cooler ones sink. As a fluid receives energy its particles move faster and spread out. That results in it becoming less dense and rising upward through the cooler, denser fluid. The cooler fluid sinks, and fills the space left by the warmer fluid. This cool fluid is then exposed to the same heat source, and it is heated and rises up. As a result, heat is transferred around the fluid in a continuous convection current of rising and falling fluids.

Convection currents are responsible for the movement of **tectonic plates** on the Earth's crust.

▽ Heating water

The heat from the burner spreads out across the bottom of the metal pan by conduction, but it travels through the water via convection currents.

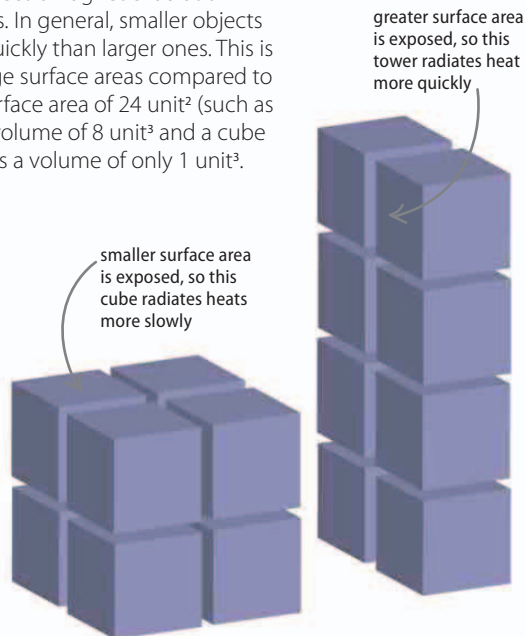


Radiating heat

Heat can travel in the form of electromagnetic radiation—mainly infrared and microwaves. In general, smaller objects radiate away their heat more quickly than larger ones. This is because small objects have large surface areas compared to their volumes: a cube with a surface area of 24 unit² (such as the example below, left) has a volume of 8 unit³ and a cube with a surface area of 6 unit² has a volume of only 1 unit³.

▷ Comparing surface areas

This cube has the same volume (8 unit³) as the tower to the right, but has a smaller surface area (24 unit²). Therefore, less of its heat energy has access to the surface, so it radiates heat more slowly. The tower has a larger surface area (28 unit²) than the cube, so more of its heat energy has access to the surface, where it can radiate into space, making the object cool more quickly than the cube.



REAL WORLD

Saving heat

Animals that live in cold parts of the world are larger than their relatives that live in warmer places. For example, polar bears are much larger than the sun bears of southern Asia. The big polar animal loses precious heat more slowly than its tropical cousins because its large body gives it a small surface area to volume ratio.



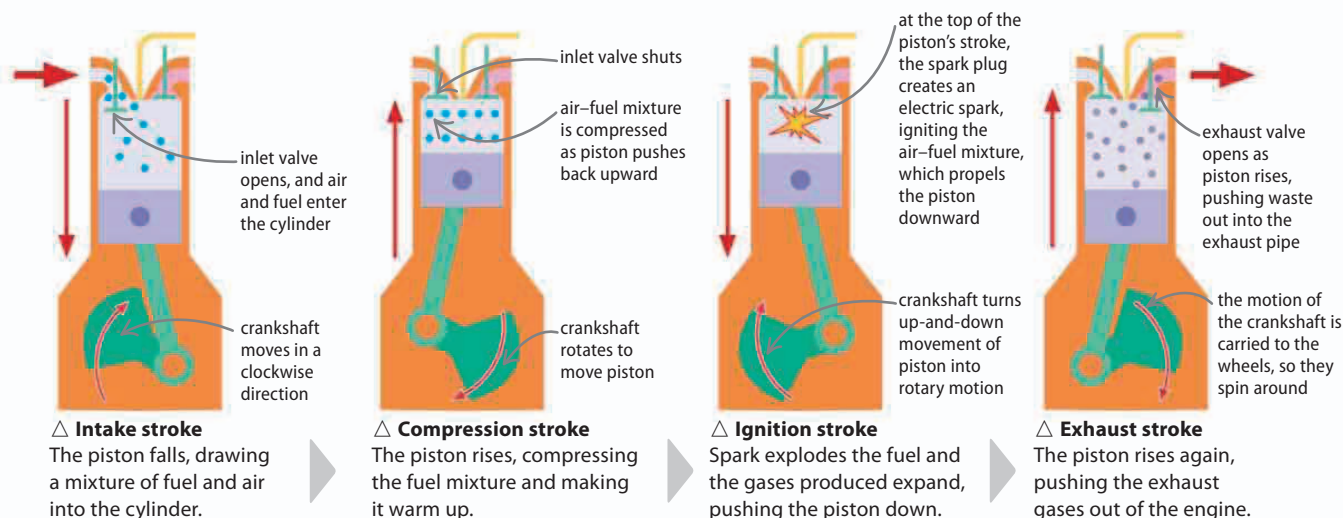
Using heat

SOME MACHINES HARNESS THE ENERGY IN HEAT TO CREATE MOTION, WHILE OTHERS TRANSFER HEAT TO WARM FOOD.

Many vehicles are powered by harnessing the heat energy released from fuels. By contrast, a fridge releases heat to keep the contents inside cool so they can last longer.

Internal combustion engine

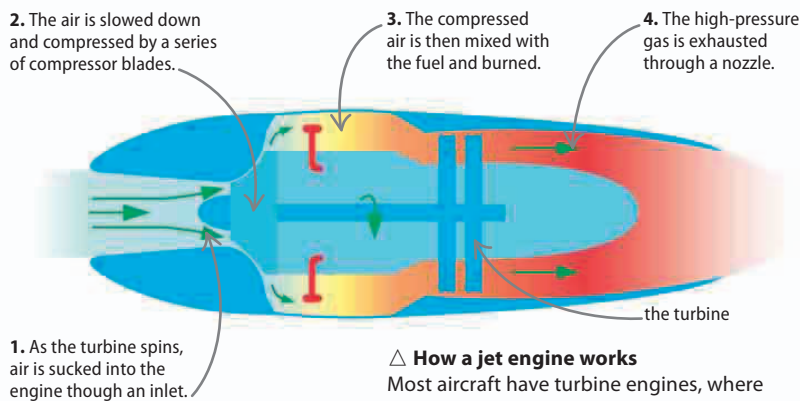
Most road vehicles are powered by internal combustion engines. In external combustion engines, such as steam locomotives, the burning fuel is kept separate from the high-pressure steam that drives the engine. In internal combustion engines the power comes from burning fuel (gasoline or diesel) inside a cylinder, creating motion in a four-stroke cycle.



The first internal combustion engine design was fueled by **gunpowder**.

Jet engine

Jet engines on aircraft and inside the fastest ships convert heat energy into motion using a turbine. This is a series of propeller-like blades that spin when fast-moving gases flow over them. The gases used are air and the exhaust produced by burning fuel. The spinning turbine drives a compressor, which draws air into the engine and squeezes it so it gets hot. The hot air makes the fuel burn more quickly, driving the turbine around faster. The aircraft is thrust forward by the jet of gas sent backward by the turbine.

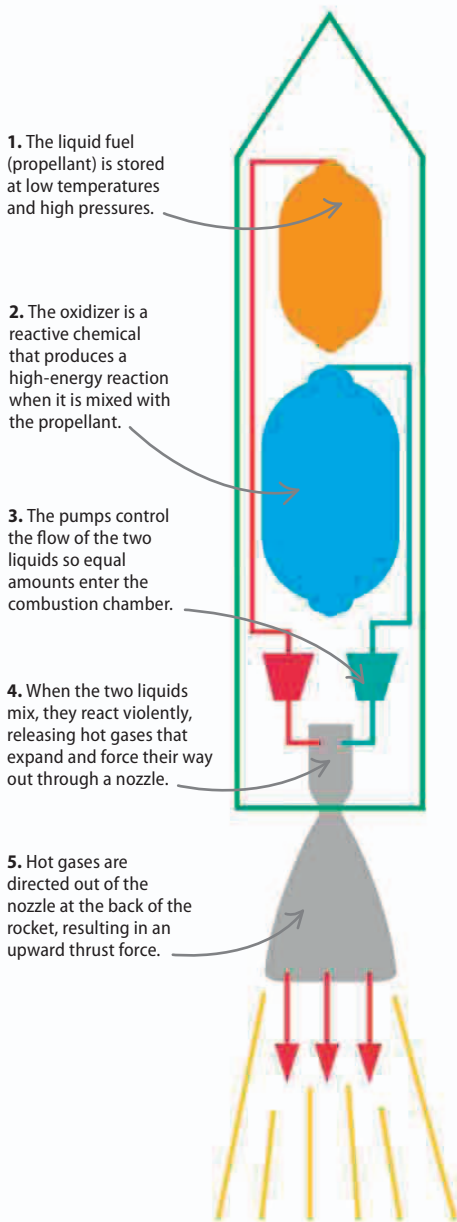


Rocket engine

Rocket engines do not burn their fuels in air. Instead, the fuel is mixed with another chemical, called an oxidizer, which creates a very hot and vigorous reaction. The hot expanding gases produced by the reaction are forced out of a small nozzle. The action of the gas leaving the engines results in a reaction force that drives the rocket forward.

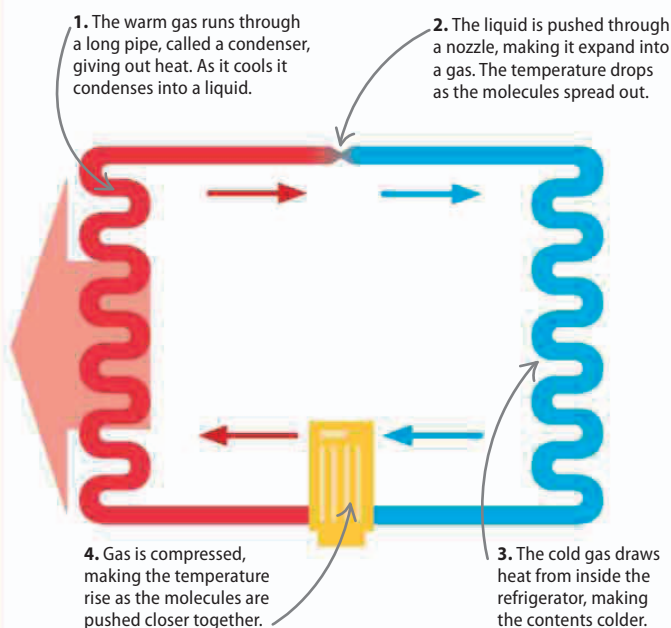
▽ How a liquid-fueled rocket engine works

Unlike a jet engine, a rocket engine carries both the fuel and oxidizer on board. Smaller rockets, such as fireworks, use solid fuels, while the largest rockets have liquid fuels.



Refrigeration

Cold is the absence of heat, and a refrigerator chills food by removing heat from the internal storage space. Heat energy always moves from hot places to cold ones. A refrigerator works by passing a cold gas behind the storage space, so heat from the air inside moves to that gas, making the air colder. The cold gas is produced by expanding a liquid very rapidly. The temperature drops as the molecules spread out, thus preserving food and drinks.



△ Refrigeration cycle

In a refrigerator, a refrigerant (a substance used for cooling) travels around a system of pipes. First, heat radiates from the warm refrigerant. Second, the refrigerant begins to expand and cool. Third, the cold refrigerant cools the refrigerator because thermal energy moves from the refrigerator to the refrigerant. Finally, the compressor squeezes the refrigerant so it gets warmer as it begins to release its thermal energy.

REAL WORLD

Microwave oven

A microwave heats food using high-energy microwaves, which are absorbed by the bonds in water and fat molecules. These vibrate, which causes the food to heat up.



Waves

WAVES ARE VIBRATIONS THAT TRANSFER ENERGY.

Many different types of energy travel in waves. Sound waves carry noises through air, while seismic waves travel inside the Earth and cause earthquakes.

What is a wave?

Waves are vibrations that transfer energy as they travel. Some energy waves—sound waves, for example—need to travel through a medium, such as water or air. The medium does not travel with the wave, but moves back and forth as energy is passed through it, similar to the way a “wave” travels around a sports stadium as people move up and down in their seats. There are two main types of wave: transverse and longitudinal.

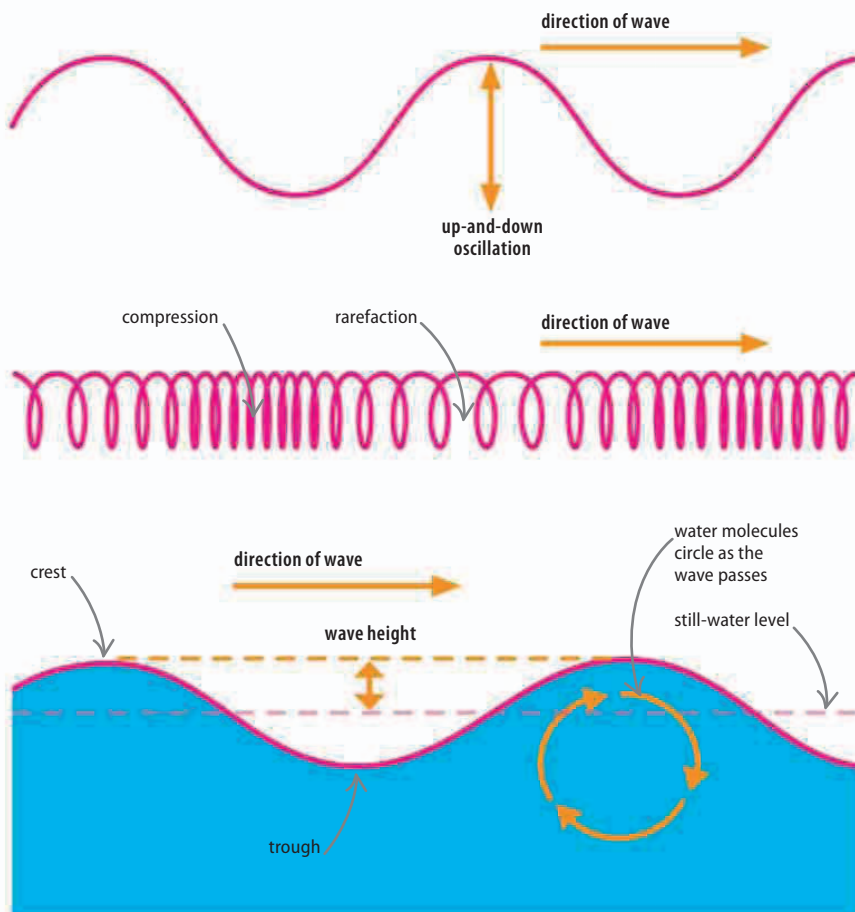
SEE ALSO

◀ 64 Hearing	
Electromagnetic waves	194–195 ▶
Optics	198–199 ▶
Sound	200–201 ▶

REAL WORLD

Seismic waves

Seismic waves are caused by the movement of rocks underground. As the vibrations travel up to the Earth's surface, they can produce earthquakes. The huge amounts of energy in seismic waves can be detected many thousands of kilometers away by sensitive instruments called seismometers.



◀ Transverse wave

Light and other electromagnetic waves are transverse waves. This type of wave oscillates (vibrates) up and down at right angles (transversely) to the direction of travel of the wave, following an S-shaped path.

◀ Longitudinal wave

Sound energy travels in longitudinal waves. The effect is like releasing a stretched spring and watching the energy travel along the coils, squeezing them together (sections called compressions) and stretching them apart (sections called rarefactions). Sound moves through air by pushing and pulling air molecules in a similar pattern of compressions and rarefactions.

◀ Ocean wave

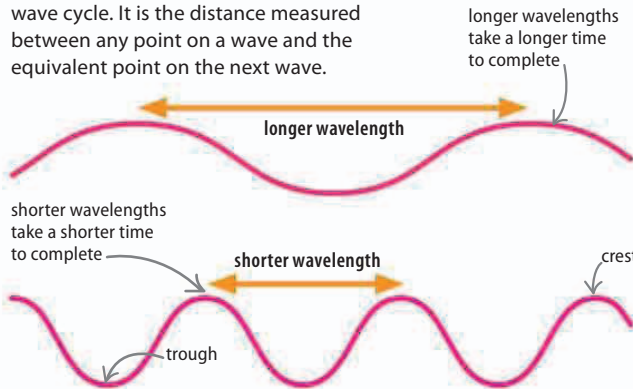
Ocean waves are formed by the action of the wind pushing against the surface of the water, and have qualities of both of the wave types above. At the surface, water rises and falls between its highest point (crest) and lowest point (trough), equidistant to the still-water level. As the wave passes, the water molecules below the surface do not move forward but loop in circles.

Measuring waves

Waves have three important measurements. These are wavelength, frequency, and amplitude.

Wavelength

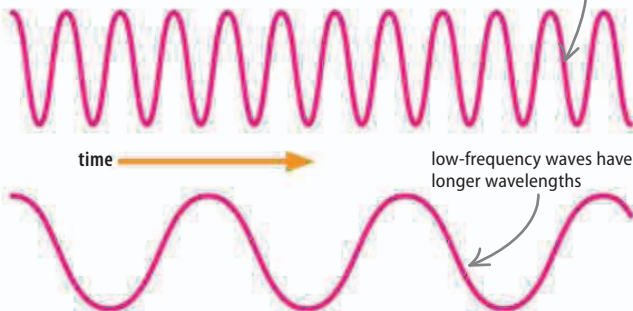
The wavelength is the length of one complete wave cycle. It is the distance measured between any point on a wave and the equivalent point on the next wave.



Frequency

This is the number of waves passing any point in one second. The unit of frequency is the hertz (Hz).

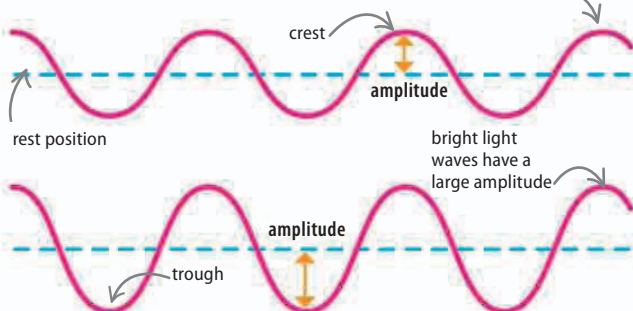
waves with a short wavelength have a higher frequency than those with longer wavelengths



Amplitude

The amplitude is the height of a crest or trough as the wave travels, measured from the central rest position.

dim light waves have a small amplitude



Wave speed

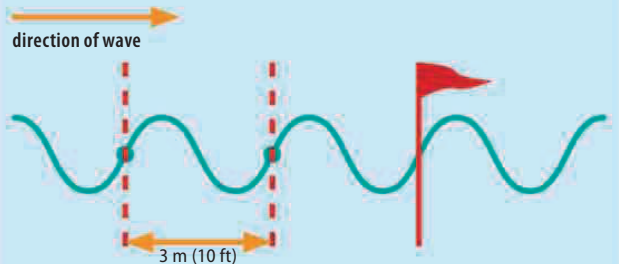
The speed of a wave is related to its frequency and wavelength. They are linked by this equation:

wave speed (meters per second) wavelength (meters) frequency is the number of waves per second (hertz (Hz))

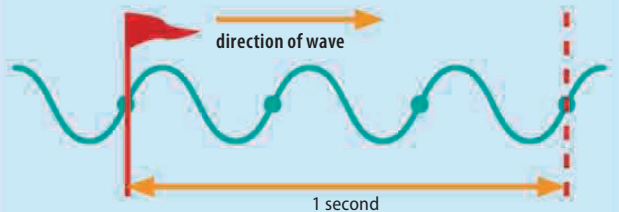
Wave speed = Wavelength × Frequency

Calculating wave speed

The waves below are traveling across water. To find the wave speed, multiply the wavelength by the frequency.



△ **The wavelength** has been worked out—each wave is 3 m (10 ft) long. A marker is used to help count the number of waves in one second.



△ **One second later** Three waves have passed the marker, so the frequency is 3 Hz.

wavelength frequency wave speed

3 m × 3 Hz = 9 m/s

Electromagnetic waves

THESE ARE WAVES THAT CARRY ENERGY THROUGH SPACE.

Electromagnetic (EM) waves transfer energy from one place to another. There are different types but they all travel through a vacuum, such as space, at the speed of light.

Along the spectrum

Visible light is just one type of EM wave; other types are invisible. The full range of waves, called the electromagnetic spectrum, is made up of waves of different frequencies and wavelengths. At one end are radio waves, which have the longest wavelengths and lowest frequencies. At the other end are gamma rays, with the shortest wavelengths and highest frequencies.

▽ Properties and uses

The different types of electromagnetic radiation have different properties and uses, depending on their wavelength. Waves with shorter wavelengths, such as gamma rays and X-rays, can carry large amounts of energy, while longer radio waves do not.

SEE ALSO

◀ 30–31 Photosynthesis

◀ 168–169 Inside atoms

◀ 170–171 Energy

Light 196–197 ▶

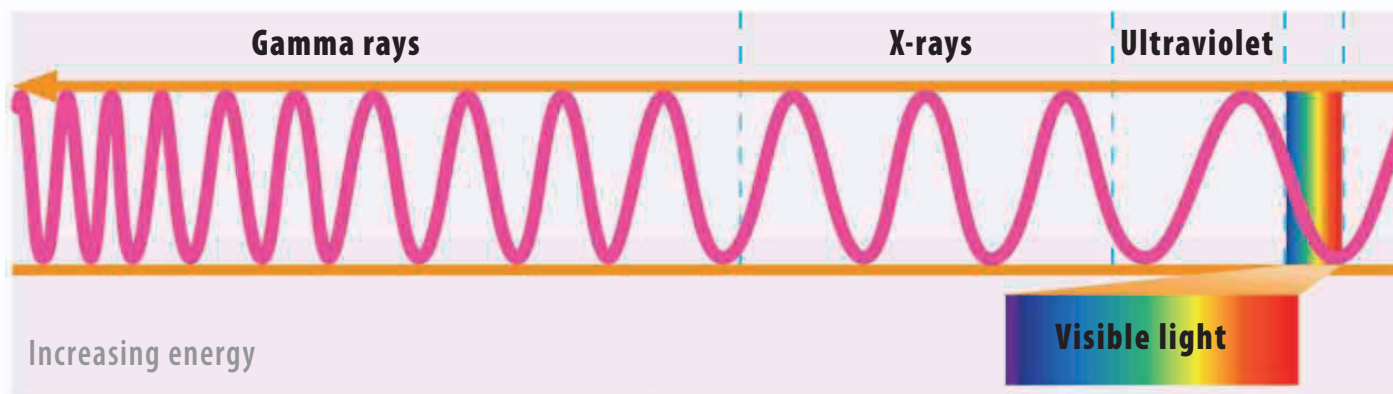
Astronomy 230–231 ▶

REAL WORLD

Snake sense



Some animals can sense infrared radiation well enough to find warm objects in the dark. Some snakes have pits—see the hollow depression on the snout of this viper—that contain heat receptor cells. At night, or when their prey is hiding, these sensors can detect the body heat of warm-blooded prey, such as mice.



Gamma rays

These are produced by radioactivity and can carry a lot of energy. They cannot be seen or felt but are very harmful. While they can cause cancer, they also kill cancer cells. Other uses include sterilizing food and surgical instruments.

X-rays

X-rays are used to make images of inside the body because they pass through skin and soft tissue, but are absorbed by harder materials such as bone. In high doses they can be harmful, so X-rays must be used with caution.

Ultraviolet (UV)

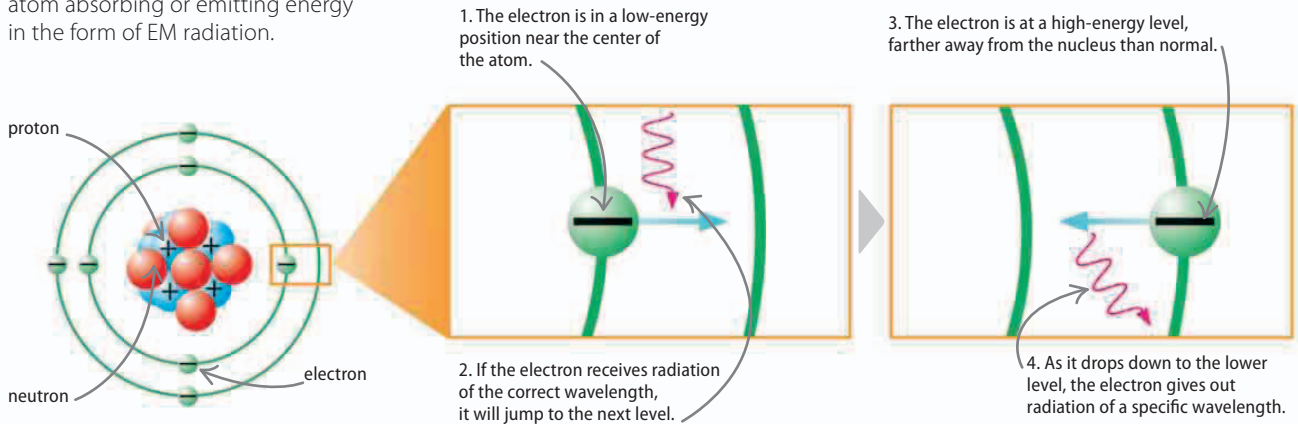
UV radiation is found naturally in sunlight. You cannot see it or feel it, although you can experience the effects of too much UV as sunburn. Sunblock and sunglasses should be worn to protect skin and eyes from UV damage.

Visible light

This set of wavelengths is the only one that our eyes can see. The color seen depends on the wavelength of light, with violet and blue having shorter wavelengths than green and yellow. Red has the longest wavelength of all.

The source of EM radiation

EM radiation is associated with the force that holds electrons in place around atoms (see pages 168–169). However, the electrons can move around, jumping between higher and lower energy levels, or shells. These changes result in the atom absorbing or emitting energy in the form of EM radiation.



Infrared

Microwaves

Radio waves

Increasing wavelength

Infrared

Infrared means "below red," and has a lower frequency and longer wavelength than visible red light. We experience infrared waves as heat, and can see it at work in heaters, grills, and toasters. It is also used in television remote controls and in fiber optics.

Microwaves

This band of wavelengths is used in many types of personal communications, including mobile phones, wi-fi, and Bluetooth, as well as in microwave ovens. It is also used in radar technology, as a way of locating airplanes and ships.

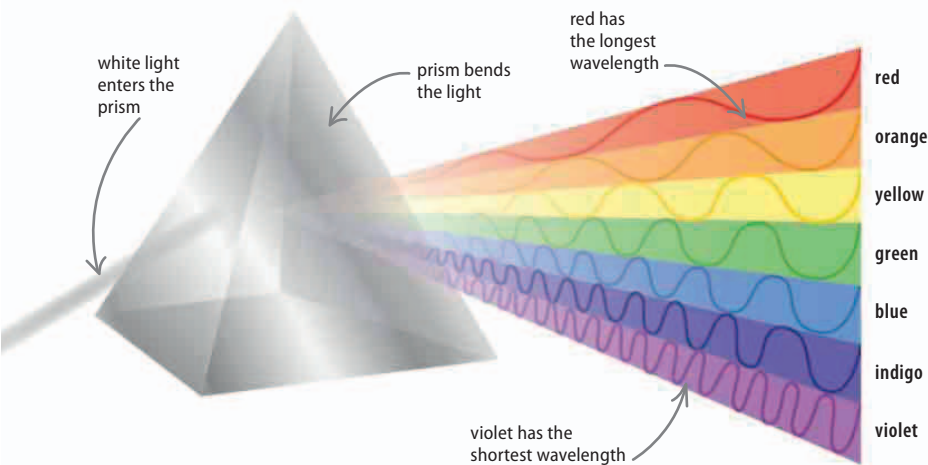
Radio waves

Radio waves are the longest in the spectrum. They are used to transmit radio and TV signals around Earth. Television uses higher frequencies than radio. Radio waves from space can be picked up using radio telescopes and used to study the Universe.

Light

LIGHT ENABLES US TO SEE A BRIGHT AND COLORFUL WORLD.

Light is the only type of electromagnetic radiation we can see. We are able to perceive it as a wide range of colors.



SEE ALSO

◀ 30–31 Photosynthesis

◀ 137 Light

◀ 194–195 Electromagnetic waves

Optics **198–199** ▶

Astronomy **230–231** ▶

Color spectrum

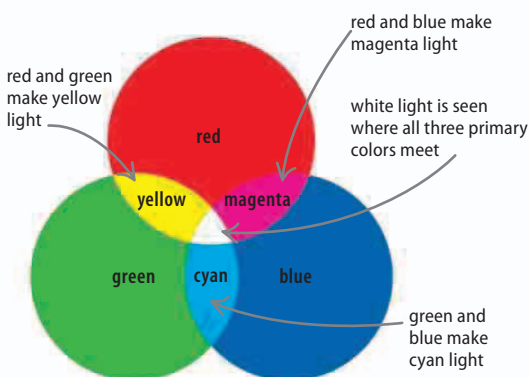
If white light is shined into a triangular block of glass, called a prism, the glass refracts (bends) the light. In an effect called dispersion, the light is split into different wavelengths, the band of visible colors known as the spectrum. The spectrum begins with the longest wavelength (red), and ends with the shortest wavelength (violet). Most people see seven distinct colors, but the spectrum is really continuous changing color.

◀ Splitting light

A prism bends light by different amounts, according to its wavelength.

Making color

We see color based on information sent to the brain from millions of light-sensitive cells in the eye, called cones. There are three types of cone which respond to either red, green, or blue light. You see all colors as a mix of these three colors, known as primary colors.



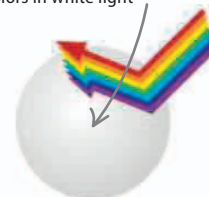
△ Making colors with light

If you shine three flashlights, one of each of the primary colors, at a white surface, where they overlap they will create white light. Different combinations will create magenta, yellow, and cyan, known as secondary colors. This effect is used in televisions to create a full-color picture.

▷ Reflective colors

Objects either reflect or absorb the different colors in white light. The reflected colors are the ones we see.

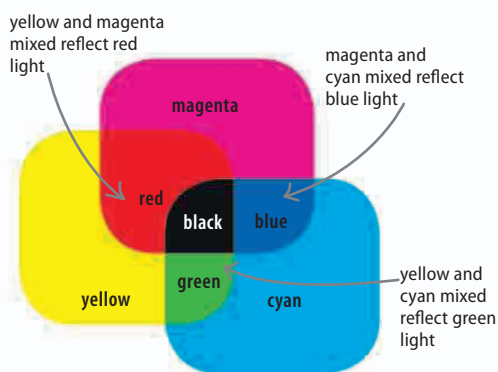
white objects reflect all colors in white light



yellow objects reflect yellow light and absorb other colors



black objects absorb all colors and reflect none




△ Mixing pigments

Making colors with pigments (inks and paints) is done in a very different way from colored light. The primary pigments are magenta, yellow, and cyan. Each reflects light of a different color. When the pigments are mixed the number of colors they reflect is reduced, and all three together make black.

Reflection

When rays hit a smooth, shiny, flat surface, such as a flat mirror, they are reflected perfectly to give a clear but reversed image. Rough surfaces cause light to bounce off in different directions, so there is no reflected image.



△ Angles of incidence and reflection

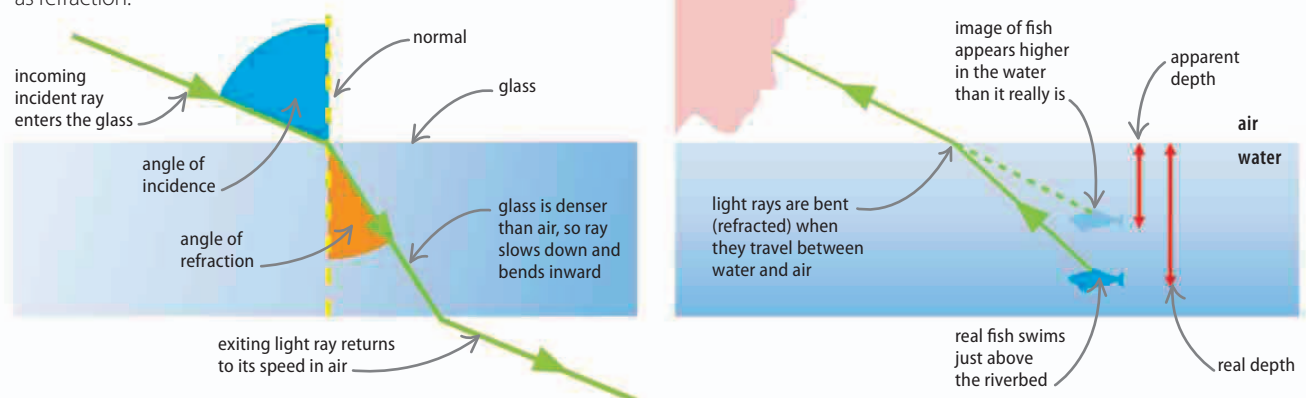
A reflection is made up of an incoming ray, called the incident ray, and an outgoing ray, called the reflected ray. The angle of incidence is equal to the angle of reflection, measured from a imaginary line at 90° to the mirror, called the normal.

△ Virtual image

The image in a mirror appears to be behind it—light rays appear to be focused there, but they do not actually meet at that point. This is called a virtual image. The image on a movie screen is called a real image because rays from the projector focus directly on the screen.

Refraction

Light rays usually travel in straight lines, but pass through different media (materials)—such as air, water, or glass—at different speeds. When light moves from one medium to another, the change in speed makes the beam change direction. This effect is known as refraction.



△ Changing direction

If light travels through air and then enters at an angle a more dense medium, such as glass, the rays slow down and refract inward. They travel in a straight line through the glass but at an angle to their original direction. As the rays pass out from the glass to the air, they return to their original path and speed up again.

△ Real and apparent depth

Light rays refract when they pass from water to the lighter medium of air. This means that when you look from an angle at an object in water, it is not in fact where you see it. A fish swimming in the water is actually deeper than it appears to be.

Optics

THE SCIENCE OF OPTICS EXPLAINS AND EXPLORES THE PROPERTIES AND BEHAVIOR OF LIGHT.

SEE ALSO

◀ 64 Vision

◀ 196–197 Light

Telescopes

230 ▶

The Sun

232–233 ▶

Light is a type of electromagnetic radiation. It is carried by a stream of particles that can also behave like a wave.

Light sources

The Sun, lights, and TV screens all emit (send out) light—they are luminous. But most objects reflect and/or absorb light that bounces off them. Transparent materials, such as glass and water, let light pass right through them. They transmit light.

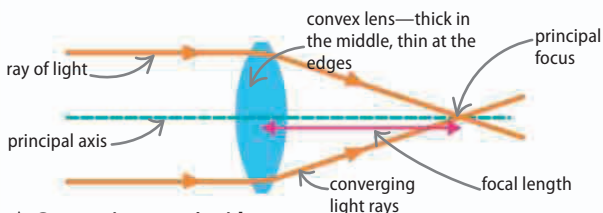
Features of light	
form of radiation	Light is a form of electromagnetic radiation (see pages 194–195). It radiates (spreads out) from its source.
light rays travel in straight lines	You can see this in the beams from lighthouses, flashlights, and lasers. Because light rays are straight, if an object blocks them you get a dark region of shadow.
transfers energy	Energy is needed to produce light. All materials gain energy when they absorb light—solar cells use the energy in sunlight to produce electricity.
stream of particles that can behave like a wave	Light is carried by a stream of particles, called photons, but in some situations this stream can also behave like a wave.
can travel through empty space	Electromagnetic waves do not need to travel through a medium (a material such as water or air). The light from the Sun and stars, for example, reaches us through empty space.
travels fast	Light is the fastest thing in the Universe. In a vacuum, such as space, its speed is exactly 299,792 km per second (roughly 186,282 miles per second).

△ Understanding light

The most important source of light on Earth is the Sun. Sunlight is produced by the energy generated deep in its core (see pages 232–233). In contrast, the Moon simply reflects the light of the Sun and shines much less brightly. The table above gives the main features of light.

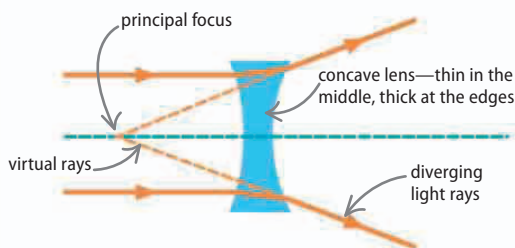
Lenses

A lens is a piece of transparent glass or plastic that uses refraction (see page 197) to change the directions of light rays. Lenses are used to focus light in glasses, cameras, and telescopes. There are two main types—convex and concave.



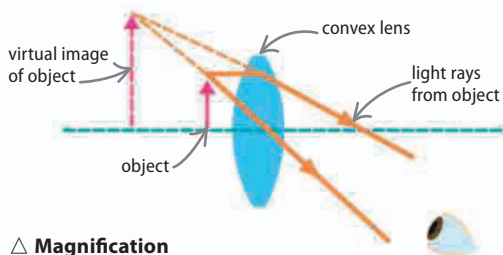
△ Convex (converging) lens

When rays pass through a convex lens they converge (bend inward) and meet at a point behind the lens, called the principal focus. The distance from the center of the lens to the principal focus is called the focal length.



△ Concave (diverging) lens

A concave lens makes light diverge (spread out). When parallel rays pass through a concave lens they spread out as if they came from a focal point in front of the lens, called the principal focus.



△ Magnification

If an object is placed between the center of a convex lens and the principal focus, the rays never converge. Instead they appear to come from a position behind the lens as a magnified image. It is a virtual image (see page 197).

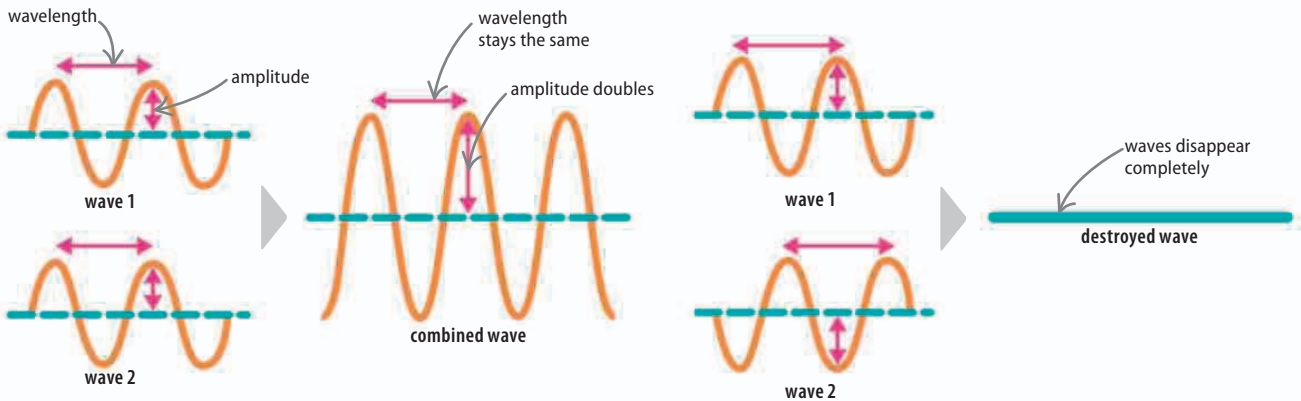
Interference

Where two rays of light meet, they affect each other, a phenomenon known as interference. If the waves are in phase (in step), they reinforce each other. This is called constructive interference. If they are out of phase (out of step), they cancel each other out. This is called destructive interference. Astronomers use the interference between light beams from different parts of stars to image them.

REAL WORLD

Bubble colors

When light is reflected from a soap bubble, some is reflected from the inner surface of the bubble, and some from the outer surface. The light rays from the two surfaces interfere to produce new wavelengths, seen as different colors.



△ In phase

When two waves that are in phase meet, their amplitudes add together to make a single wave with double the amplitude. This is called constructive interference.

△ Out of phase

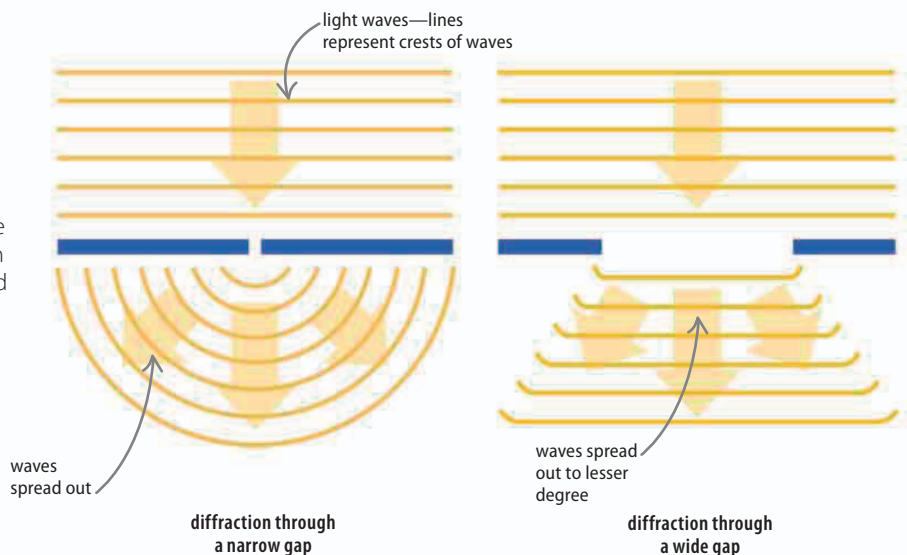
If the waves are out of phase, the interference is destructive. As the two waves come together, their amplitudes cancel each other out and the wave is destroyed.

Diffraction

Experiments with light have helped scientists to understand its properties. We know that light can travel as waves, because it behaves like other types of waves, such as sound. For example, both light and sound waves are reflected and refracted (see page 197). Another feature of waves is that, when they pass through a gap, or around an obstacle, they spread out. This effect is called diffraction.

▷ Spreading out

Waves spread out like ripples as they pass through a narrow gap. Wider gaps cause less diffraction.



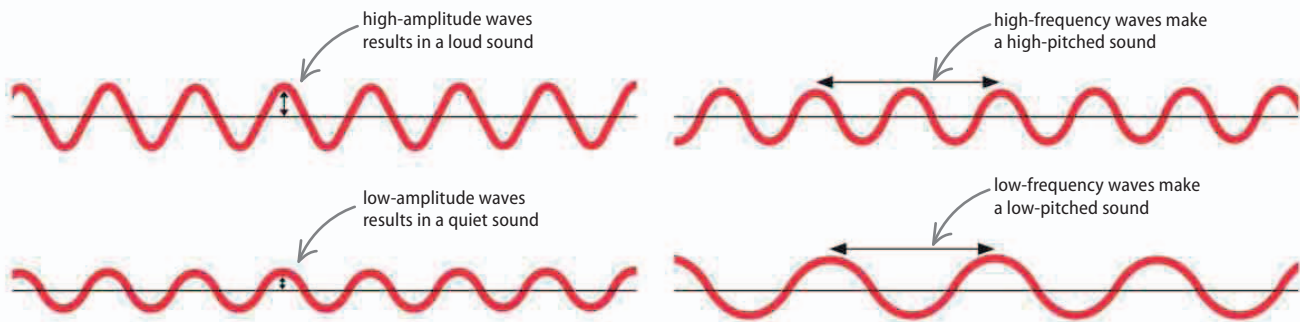
Sound

SOUNDS ARE VIBRATIONS, CARRIED EITHER BY SOLIDS, LIQUIDS, OR GASES.

Sounds are of great benefit for communication and can also be harnessed for medical or industrial use. However, unwanted sound is a serious pollutant that damages health and well-being.

Pitch and loudness

The characteristics of sound that we experience as pitch and loudness are closely related to the physical properties of sound waves. Generally, the higher the frequency of a wave—the number of peaks and troughs that pass a point each second—the higher its pitch; the larger the amplitude of the wave, the louder it sounds.



△ Loudness

These sound waves have the same frequency but different amplitudes. A higher amplitude indicates there is a larger variation in air pressure, and greater volume.

△ Pitch

These sound waves have the same amplitude but different frequencies. A higher frequency creates a more rapid variation in air pressure and results in a higher pitch.

SEE ALSO

◀ 64 Hearing

◀ 184 Atmospheric pressure

◀ 192–193 Waves

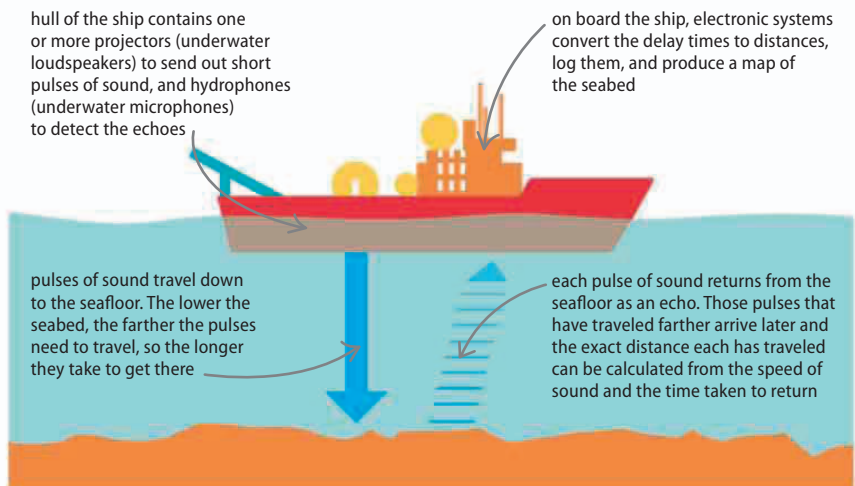
We can hear sounds so quiet that they make our eardrums move **less than the width of an atom**.

Echoes

Sound waves reflect from surfaces, especially hard, smooth ones. If the surface is far enough from the sound source for an adequate time to pass before the reflection returns, it can be heard or detected as an echo. Underwater echoes are used by ships to scan the sea floor. The return time depends on the depth of the bed, so maps of the seafloor can be made in this way.

▷ Mapping the seabed

This diagram illustrates how a ship uses echoes to map the sea floor.

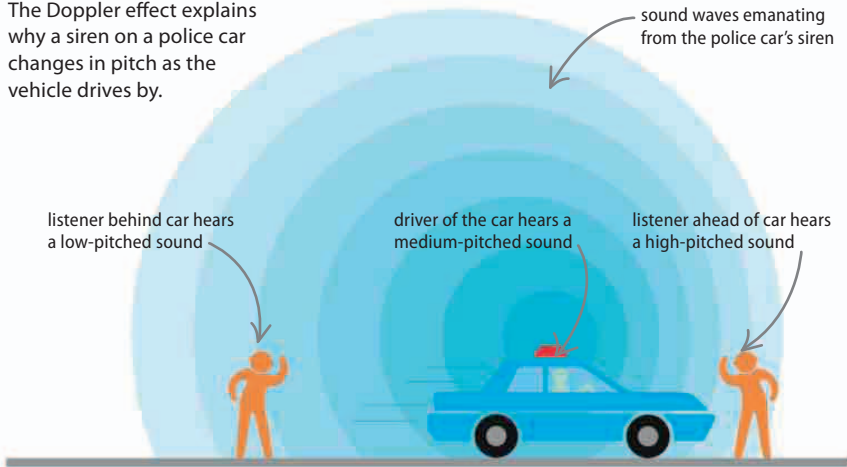


Doppler effect

If a sound source is moving toward a listener, the pulses of pressure that make up the sound waves get closer together because the source is moving a little closer to each one before sending out the next. This means that the sound's frequency is higher than if the source were stationary. If the source is receding, the pulses become farther apart and the frequency lowers. This is called the Doppler effect.

▽ Police siren

The Doppler effect explains why a siren on a police car changes in pitch as the vehicle drives by.



REAL WORLD

Sound underwater

Sound travels better in water than in air. Marine animals use sound for a wide range of tasks. Some use it to communicate over huge distances, others to probe their surroundings, while some even use it to stun their prey. Dolphins and some whale species are especially dependent on sound for communication, which makes them particularly vulnerable to underwater noise pollution.

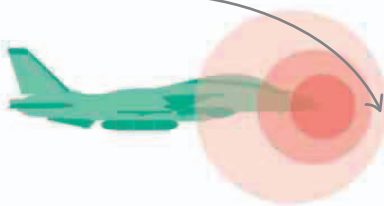


Supersonic motion

Sound travels at a speed of around 343 m (1,340 ft) per second through air. However, when an object travels faster than sound, it overtakes the sound waves ahead of it. An example of this is the supersonic jet, which flies faster than the speed of sound, so a person cannot hear it coming toward him or her—the jet passes before the sound arrives. However, when the sound catches up, it arrives suddenly as a shock wave, which is heard on the ground as a sonic boom.

High-power, high-frequency sound can be used to **smash kidney stones apart**, avoiding the need for surgery.

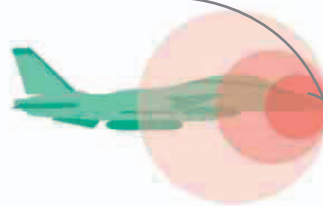
sound waves (in pink) spread ahead of a jet flying at less than the speed of sound, so you can hear it approaching



△ Subsonic flight

The sound waves ahead of an aircraft flying slower than the speed of sound have higher frequencies than those behind them.

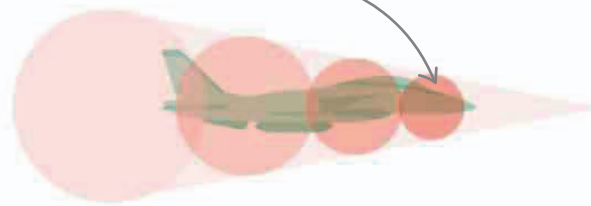
sound waves pile up in front of a jet traveling at the speed of sound, forming a large shock wave



△ The shock front

When the speed of sound is reached, the sound waves can no longer spread ahead of the plane, creating a shock front.

supersonic speed enables the aircraft to travel ahead of its sound waves



△ Supersonic flight

The shock front of a supersonic plane is heard as a sonic boom by anyone it passes over.

Electricity

ELECTRICITY IS THE PHENOMENON ASSOCIATED WITH EITHER MOVING OR STATIC ELECTRIC CHARGE.

SEE ALSO

◀ 113 Reactivity

◀ 148–149 Electrochemistry

◀ 168–169 Inside atoms

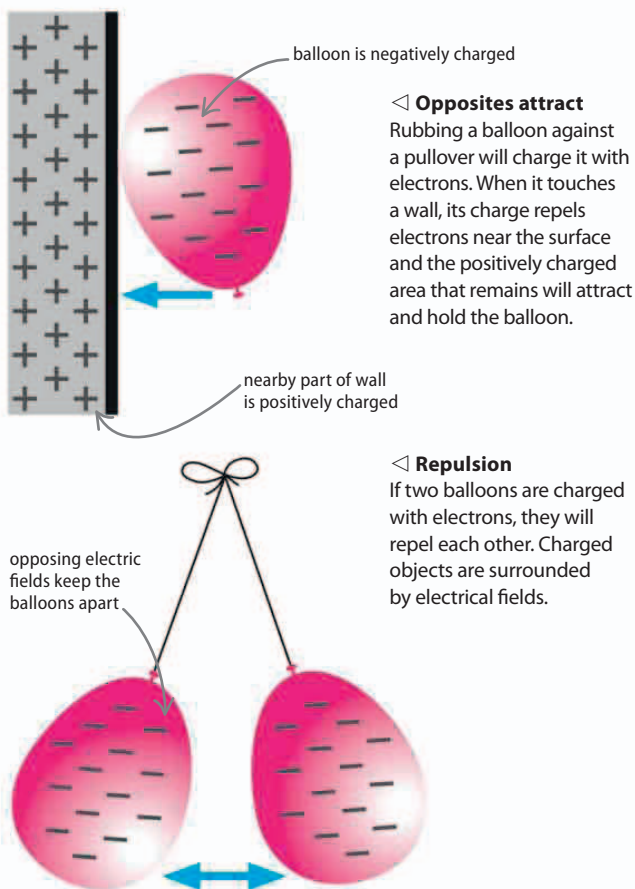
Circuits

206–207 ▶

Atoms contain tiny particles called electrons that carry negative electrical charge. These orbit the positively charged atomic nucleus, but can become detached.


Static electricity

When an object contains an excess of electrons, it is said to be negatively charged. It will repel other negatively charged objects. Objects containing many atoms that have lost electrons are positively charged. Such objects attract negatively charged objects, and repel other positively charged objects. Since the electrons are not flowing to or from such objects, this type of electricity is called static. Objects with static charge also attract neutral objects, by repelling electrons within them to leave an area of positive charge.



Static discharge

In stormy weather, electrons gradually move from the Earth to low clouds. Charges also separate within clouds. The ground and the upper parts of clouds become strongly positively charged, while the lower parts of clouds become strongly negative. Eventually, the clouds discharge as the charges neutralize each other. Discharges within clouds are seen as sheet lightning, while forked lightning is a cloud-to-ground discharge. The lightning can travel at a staggering 209,200 km/h (130,000 mph) with an electric current of around 300,000 amperes.



△ Dangerous places

When lightning strikes, it takes the shortest route to the ground. A lone tree is likely to be struck in a thunderstorm. High buildings are often struck, too, so they are fitted with lightning rods to conduct any lightning safely down to the ground.

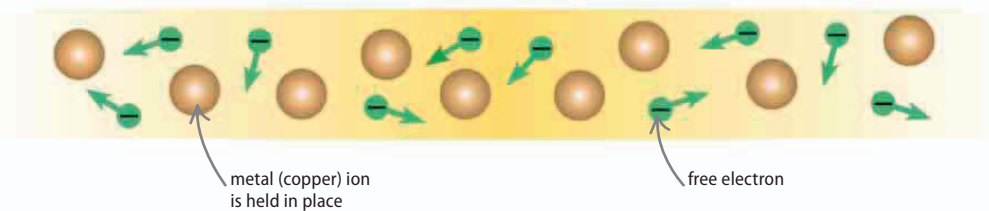
Lightning can heat the air surrounding it to a temperature that is **more than five times hotter than the Sun's surface!**

Electric currents

When electric charge flows through a material, it is called an electric current. It is caused by a drift of electrons through a material called a conductor (see below). In an electrical circuit (see page 206), a power source, such as a battery, gives the electrons energy so that the charge flows from the negative terminal (connection) of the power source around the circuit to the positive terminal. Current only flows when an electric circuit is complete, with no gaps. In a circuit, individual electrons actually travel extremely slowly (less than 1 mm (0.04 in) per second), but because they are closely situated to one another they are able to pass electrical energy around the circuit at more than 100 million m (328 million ft) per second.

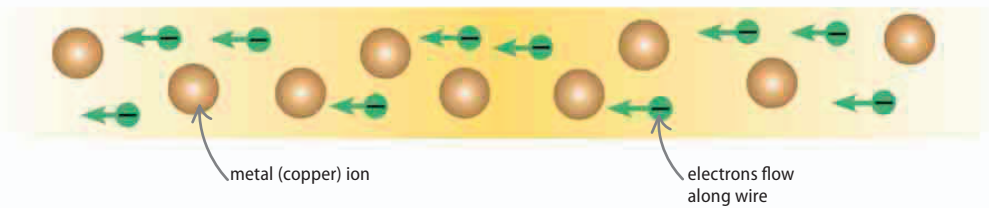
▷ Disconnected conductor

If a wire is not connected to a battery, the free electrons within it move randomly in all directions.



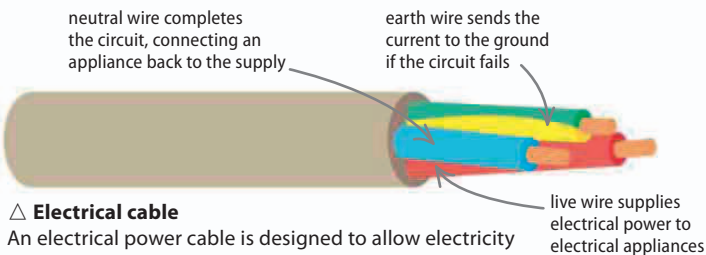
▷ Current-carrying conductor

When the conductor forms part of a powered electrical circuit, the electrons drift toward the positive pole of the power supply.



Controlling electricity

Some materials are better at carrying an electrical current than others and are called conductors. Many metals make good conductors, as their atoms easily release electrons to carry the current. Materials such as glass, rubber, and most plastics are made of atoms that do not easily release their electrons. As a result, these conduct electricity poorly, cannot carry a current, and are called insulators.



△ Electrical cable

An electrical power cable is designed to allow electricity to flow easily along its copper wires. Each wire is separated by a plastic sleeve—a good insulator. The colors of the sleeves vary between countries.

REAL WORLD

Amber

Amber is the dried resin of certain trees, and it quickly collects a static charge when it is rubbed. A piece of charged amber will attract light objects, such as feathers. The ancient Greeks were aware of these effects, and the words "electron" and "electricity" come from the Greek word for amber.



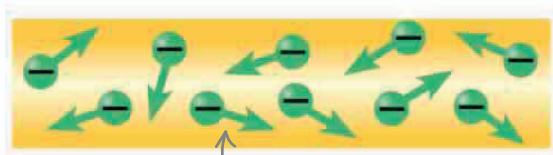
Current, voltage, and resistance

THESE ARE THE FACTORS THAT DETERMINE HOW ELECTRICITY FLOWS THROUGH A CIRCUIT.

There are two variables that control the amount of current that flows around a circuit: voltage and electrical resistance.

What is voltage?

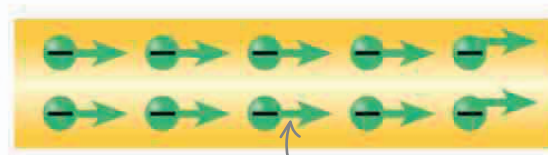
Voltage is a measure in volts (V) of potential difference—the difference in electrical energy between two points, such as the difference in potential energy at two different points of a circuit. A voltage is required to make electrons move and an electric current to flow. Batteries are labeled in terms of their voltage. A typical car battery is 12 volts, while a flashlight battery may be 1.5 volts.



electrons move in all directions

△ No voltage

If a conductor's ends are not connected to a battery or other power source, the free electrons within it drift randomly in all directions.



electrons drift in the same direction

△ Voltage

If the ends of a conductor are connected to a battery, the battery's voltage makes electrons drift along, creating electrical current.

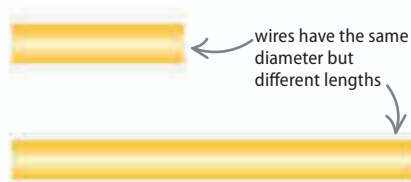
SEE ALSO

◀ 112 What is an ion?
 ◀ 148–149 Electrochemistry
 ◀ 168–169 Inside atoms
 ◀ 203 Electric currents
 Circuits 206–207 ▶

Volts, amperes, and ohms are named after three scientists who helped develop the science of electricity: Alessandro Volta, André-Marie Ampère, and Georg Simon Ohm.

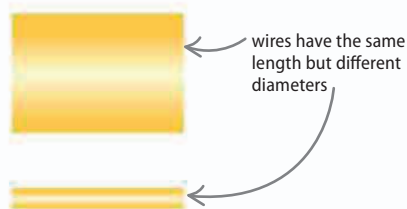
Resistance

Any piece of wire and any component in a circuit holds back the flow of electricity through it to some extent. This is usually because electrons moving around the circuit are scattered ("bounced") by the ions (charged atoms) of the material, which slows the electrons down and makes them lose energy. This "holding back" is called electrical resistance. The lost energy appears in the form of heat, sound, or light. The resistance of a wire depends on factors such as its length and diameter.



◁ Length

A shorter wire has less resistance than a longer wire of the same diameter. This is because electrons have less distance to travel and suffer fewer collisions and energy loss. In a longer wire, they have farther to go, so they encounter more collisions, greater resistance, and greater energy loss.



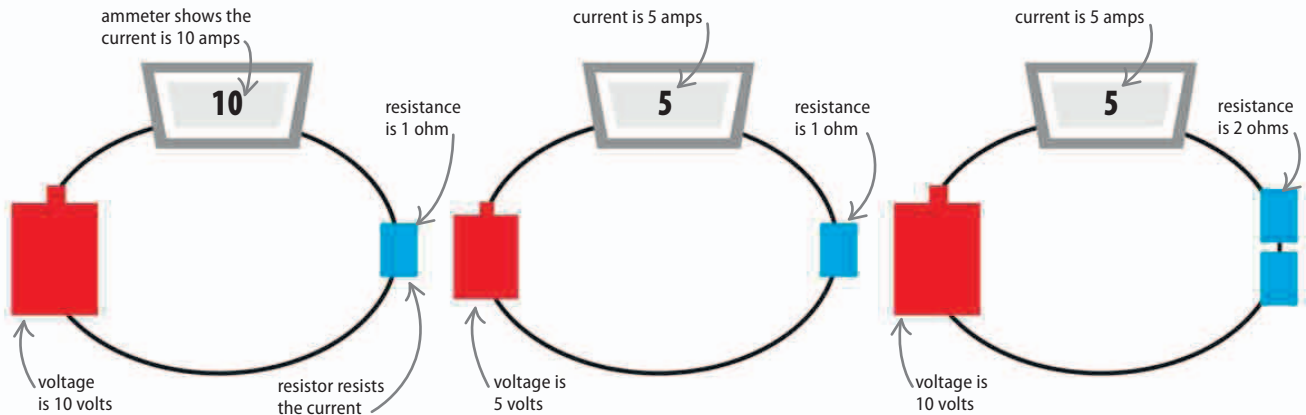
◁ Diameter

A thinner wire has a greater resistance than a thicker wire of the same length, because it has less room for electrons to move through. In the thicker wire, more electrons can travel side by side (like a crowd in a wide corridor), so the electron flow is greater.

Ohm's Law

Ohm's Law is a formula that shows the relationship between voltage, current, and resistance. Changing the value of one of these three variables will affect the other two. The resistance in a circuit, for example, can be increased by adding an extra component, such as a lamp or a resistor—a device designed to resist the current.

$$\text{Current (amperes; often shortened to "amps" (A))} = \frac{\text{Voltage (volts (V))}}{\text{Resistance (ohms (\Omega))}}$$



△ Circuit 1

In this circuit, the battery provides 10 volts and there is a resistance of just 1 ohm, so the current is 10 amps.

△ Circuit 2

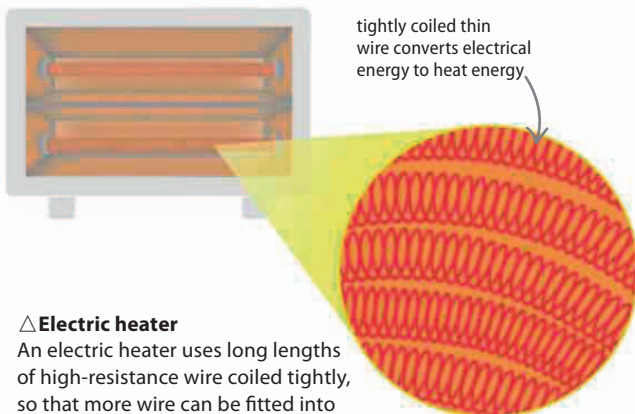
In this second circuit, there is still 1 ohm of resistance, but the voltage has been halved, which reduces the current to 5 amps.

△ Circuit 3

Here, the voltage is again 10 volts, but another 1 ohm resistor has been added, which reduces the current to 5 amps.

Electric heat and light

When electricity flows along a conductor, the resistance that occurs converts some of the electrical energy into heat and sometimes light. The amount of resistance and heat produced can be increased by using a high-resistance wire.



△ Electric heater

An electric heater uses long lengths of high-resistance wire coiled tightly, so that more wire can be fitted into the heater, generating more heat.

REAL WORLD

Superconductors

Certain materials lose practically all of their electrical resistance at very low temperatures. This phenomenon, called superconductivity, can be used to create very efficient electromagnets. These powerful superconducting electromagnets are used in Magnetic Resonance Imaging (MRI) scanners in medicine, in large particle colliders, and in some magnetic levitation (Maglev) rail vehicles, including this Japanese train.



Circuits

ALL ELECTRONIC AND ELECTRICAL SYSTEMS AND EQUIPMENT ARE BUILT FROM CIRCUITS.

Circuits are composed of power sources, conductors, and electronic or electrical components that carry out specific tasks.

SEE ALSO

◀ 168–169 Inside atoms

◀ 172–173 Forces and mass

◀ 203 Electric currents

◀ 204 Resistance

◀ 205 Ohm's law

Electricity supplies 220–221 ▶

Circuit basics

In any circuit, a power source—such as a cell—pushes electrical current along one or more conductors, often wires. When the current passes through a component, such as a light bulb, the component changes the electricity and also changes itself in response. For example, a resistor controls the flow of current to protect the device from overload. Similarly, a light bulb opposes the current and lights up. If the circuit is broken—by means of a switch, for example—the current ceases to flow.



△ **Switch**
This allows or halts the flow of current.



△ **Cell**
This causes current to flow around the circuit.



△ **Capacitor**
This device stores electrical charge.



△ **Light bulb**
This will light up when current flows through it.



△ **Voltmeter**
This device measures the voltage, in volts.



△ **Ammeter**
This component measures the current, in amps.



△ **Resistor**
The purpose of this is to resist the flow of current.



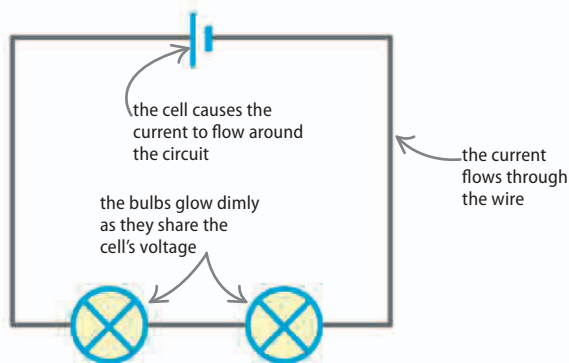
△ **Variable resistor**
This device controls the amount of current.



△ **Motor**
A motor moves when current flows through it.

In series

When components are connected in series, they share the voltage of the power source, such as a cell. If there are two identical components, then each will receive half the voltage. The current will stop flowing around the circuit if there is a break at any point.

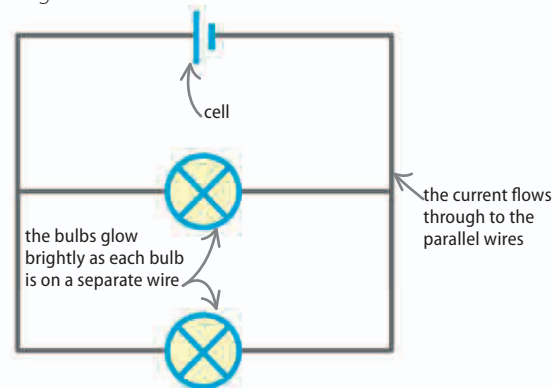


△ Series circuit

These two bulbs are arranged in series so they have to share the voltage. They glow dimly as a result.

In parallel

When components are connected in parallel, they are each subject to the whole voltage from the power source. The current will continue to flow through one bulb if the wire leading to the other is broken.



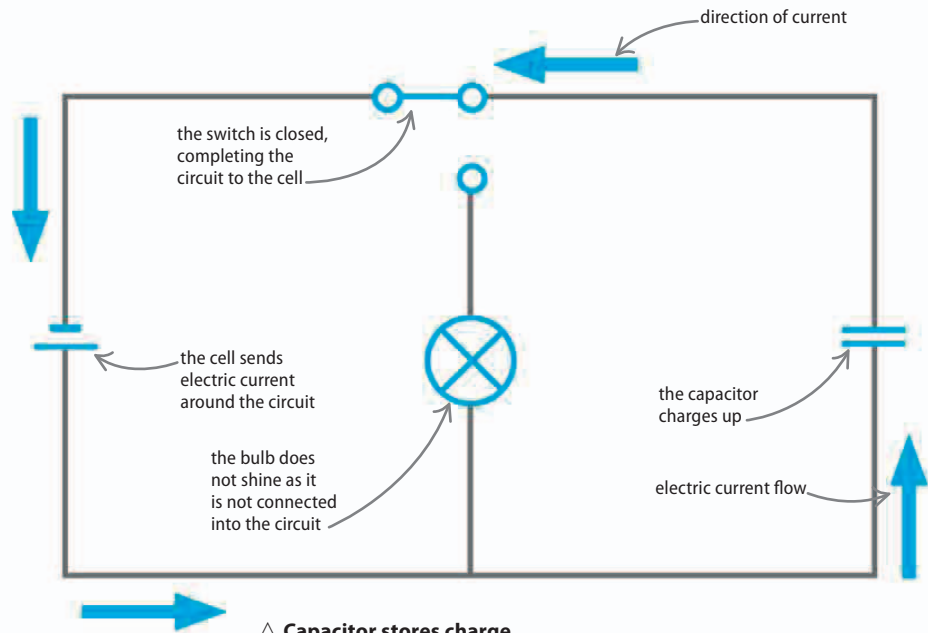
△ Parallel circuit

These two bulbs are arranged in parallel so they both receive the full voltage from the cell and glow brightly.

Capacitor

A capacitor is a component used in many circuits to store and release electric charge. There are many different types and sizes of capacitor, many of which are used in circuits to smooth out a varying electric current. At its simplest, a capacitor may consist of two plates of electrically conductive material separated by an insulator called a dielectric. In a direct current (DC) circuit (see page 216), the capacitor stops the flow of current once it has been fully charged.

Supercapacitors that store and release large electrical charges are being developed to replace electric vehicle batteries, since they can be **recharged far more quickly** and more often.



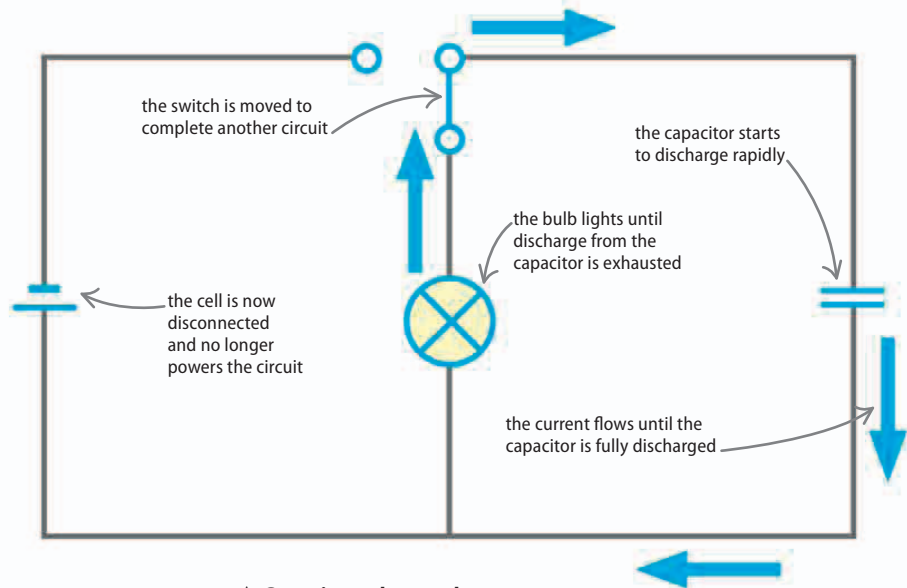
△ Capacitor stores charge

In this direct current (DC) circuit, charge flows from the cell to the capacitor. The electric charge builds up on the capacitor's plate while some current continues to flow across the capacitor and around the circuit. As its charge builds, the capacitor resists the flow of current. Once fully charged, it completely stops the flow of current through it.

REAL WORLD

Camera flash

Some capacitors are used because they can release their entire charge in just a fraction of a second. Most digital cameras use capacitors, which are charged up by the camera's battery, to power their flash function. The capacitor releases all of its charge almost instantly to enable the flash to fire brightly so that it lights up a dim scene as a photo is taken.



△ Capacitor releases charge

Moving the switch disconnects the cell from the circuit but closes and completes another circuit that still contains the capacitor. The capacitor discharges (releases its electrical charge) and the bulb lights up. The bulb will only shine for a short while and will stop once the capacitor is fully discharged.

Electronics

IN ELECTRONIC SYSTEMS, INFORMATION FLOWS IN THE FORM OF PRECISELY CONTROLLED ELECTRICAL SIGNALS THROUGH CIRCUITS.

Almost all modern machines, from computers and phones to washing machines and cars, contain electronic devices of many kinds.

SEE ALSO

◀ 202–203	Electricity
◀ 206–207	Circuits
Electromagnet	211 ▶
Electric motors	212–213 ▶
Electricity generators	214–215 ▶
Transformers	216–217 ▶

Electronic components

These are components designed to handle, control, and change the amount of electric current flowing through circuits in a device. The current acts like an electrical signal, instructing the circuit and device to perform specific tasks, from adding up numbers on a calculator to displaying a word on screen. When first invented, these devices were large and bulky, and individually built and wired together. Now they have been miniaturized so that thousands can exist together on a tiny silicon microchip. When electronic circuits are designed, each component is represented by a special symbol, including the ones on the right.



△ **Diode**
This makes current flow in one direction.



△ **Connected wires**
The symbol for wires that are connected.



△ **Overlapping wires**
These wires cross but are not connected.



△ **Light-emitting diode**
This converts electrical energy to light.



△ **Amplifier**
This device increases electrical power.



△ **Transistor**
This device controls the size of current.



△ **Piezoelectric transducer**
Converts electrical energy to sound.



△ **Fuse**
This component burns out if the circuit shorts.



△ **Thermistor**
This device converts heat to electricity.



△ **Generator**
This generates electrical voltage.



△ **AC power supply**
This supplies energy as an alternating current.



△ **DC power supply**
This supplies energy as a direct current.



△ **Inductor**
This is a type of electromagnet.



△ **Transformer**
This varies the current and voltage.



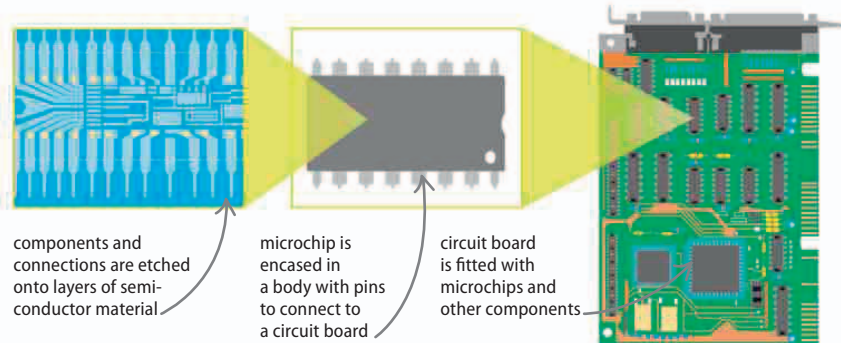
△ **Microphone**
This changes sound into electrical energy.



△ **Aerial**
This device sends or receives radio waves.

Integrated circuits

Modern electronic circuits are built onto tiny rectangles of silicon to make microchips. They are called integrated circuits because the components are all constructed together. An integrated circuit is built up from layers of different materials. Some of these layers are insulators, some are conductors, and some are semiconductors, which allow electricity to flow, but only in certain conditions. Patterns etched in the layers produce the components and their interconnections.



components and connections are etched onto layers of semiconductor material

microchip is encased in a body with pins to connect to a circuit board

circuit board is fitted with microchips and other components

△ **Integrated circuit**
Electronic components are so small they are only visible under a microscope.

△ **Microchip**
This is constructed from a tiny wafer of silicon, and contains many integrated circuits.

△ **Circuit board**
Containing many microchips and other components, this forms a key part of many devices.

Using codes

We use numbers made up of ten numerals (0, 1, 2, 3, 4, 5, 6, 7, 8, and 9), but computers use only two numerals: 0 and 1. This is because computer circuits store data in the form of switches. Each switch holds a single "bit" of information. If the switch is on, this information is a 1; if the switch is off, it is a 0. This means that all information must be coded for the computer as 1s and 0s. This leads to very long numbers, so, to make it easier for humans to handle, binary is often converted into hexadecimal (base 16) numbers.

Decimal	Binary	Hexadecimal
0	0000	0
1	0001	1
2	0010	2
3	0011	3
4	0100	4
5	0101	5
6	0110	6
7	0111	7
8	1000	8
9	1001	9
10	1010	A
11	1011	B
12	1100	C
13	1101	D
14	1110	E
15	1111	F

△ Conversion table

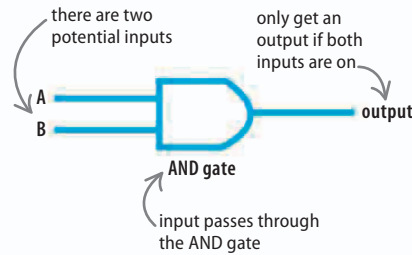
This table shows the decimal (base 10) number system we use converted to binary (base 2) numbers and hexadecimal (base 16) numbers.

The first electronic component was the **diode**, invented in 1904 by English scientist Ambrose Fleming.

Logic gates

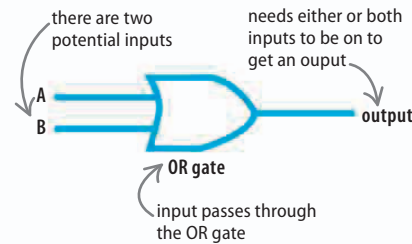
A logic gate is used to make a simple decision. It accepts an electrical signal from its inputs (it can have one or two) and then outputs either an "on," high-voltage signal (representing 1) or an "off," low-voltage signal (representing 0). In computers and many other electronic devices, large numbers of logic gates are linked together to form complex circuits. The image below shows three commonly found logic gates and their possible inputs and outputs.

▷ **AND gate**
There will only be an output from the gate if both inputs are on.



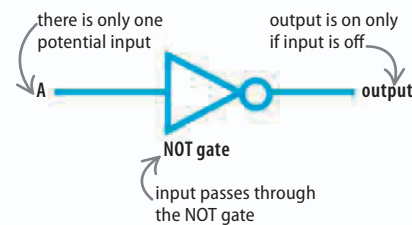
AND gate		
Input A	Input B	Output
1	0	0
0	1	0
0	0	0
1	1	1

▷ **OR gate**
There will be an output if one or both inputs are on.



OR gate		
Input A	Input B	Output
0	0	0
0	1	1
1	0	1
1	1	1

▷ **NOT gate**
The output is on only if the input is off. If the input is on, the output is off.



NOT gate	
Input	Output
0	1
1	0

REAL WORLD

Retinal implant

Modern electronic devices can be so small, reliable, and sensitive that they can be implanted in the human retina to help some partially sighted people see. Light falling onto the implant is converted into electrical signals that stimulate the optic nerve. The brain interprets these signals as patterns of dark and light, and allows the patient to see objects.



Magnets

MAGNETS PRODUCE A MAGNETIC FIELD, WHICH ATTRACTS SOME MATERIALS AND CAN ATTRACT OR REPEL OTHER MAGNETS.

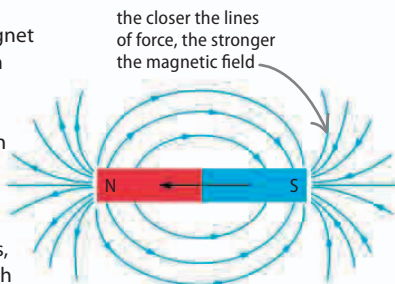
Some magnets occur naturally, while some materials can be made magnetic by passing an electric current through them. Some materials can be permanently magnetized.

Magnetic force

In magnetic materials, areas called domains behave like tiny magnets. When not magnetized, these are all jumbled up and point in different directions, but when placed in a magnetic field or stroked repeatedly by a magnet, the domains all line up so that all their north poles point in one direction and the south poles in the opposite direction, making the material magnetic.

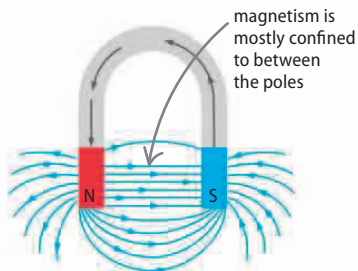
▷ Single bar magnet

The area around the magnet where its magnetism can affect other materials is called its magnetic field. A bar magnet has a north pole at one end and a south pole at the other. Cutting a bar magnet in two creates two magnets, each with their own north and south poles.



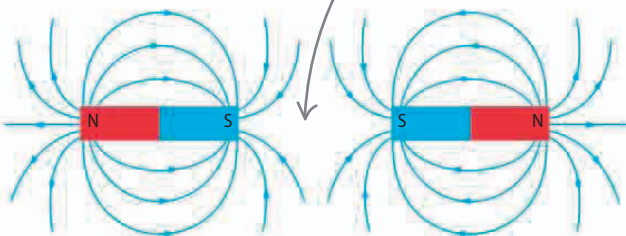
▷ Horseshoe magnet

Magnets come in all kinds of shapes, such as the horseshoe magnet. This type of magnet also has a north and south pole, but it is curved, so the poles are close together.



▽ Attract or repel

Two magnets will be attracted to each other if unlike poles (one north and one south) face each other. However, like poles repel, pushing each other away.



SEE ALSO

◀ 124–125 Transition metals

◀ 172–173 Forces and mass

◀ 203 Electric currents

Electric motors 212–213 ▶

Electricity generators 214–215 ▶

Permanent magnets

Some materials, including iron, nickel, cobalt, and their alloys (metals combined with metals or nonmetals), are ferromagnetic. These can be magnetized by an electric current or by stroking another magnet. Once magnetized, these materials stay magnetic unless demagnetized by a shock, excess heat, or a variable magnetic field.

▽ Magnetic objects

Steel is an alloy of iron, and is used to make cans and paper clips. “Copper” coins actually contain nickel.

▽ Nonmagnetic objects

Common plastics are not magnetic, nor are aluminum beer and soda cans, or brass musical instruments.



REAL WORLD

Lodestone compass

Lodestone is a naturally occurring magnetic mineral that was used thousands of years ago to make the first compasses. If a piece of lodestone is allowed to spin freely, it will align itself with the Earth's magnetic field, pointing in a north–south direction. The word “magnet” comes from “Magnesia,” the area in Greece where lodestones and manesium were found.

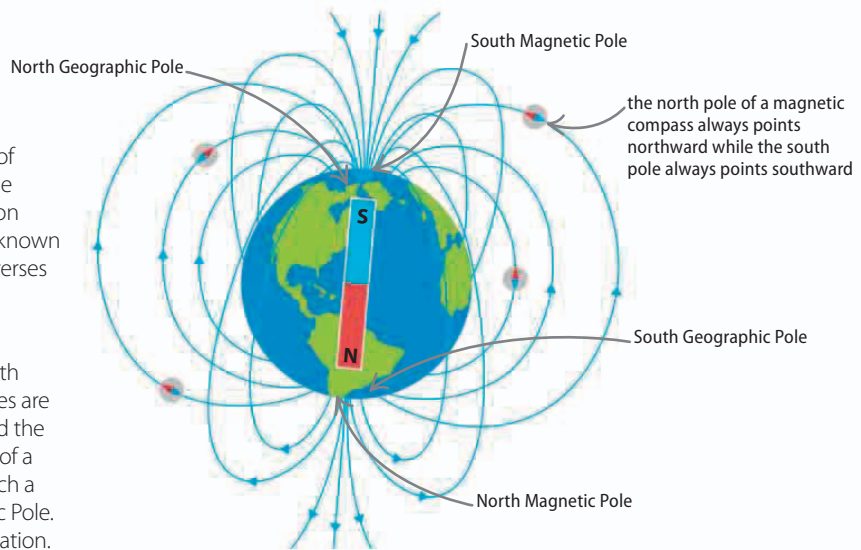


Earth's magnetic field

The Earth can be thought of as one big powerful magnet whose magnetic field, called the magnetosphere, stretches tens of thousands of kilometers out into space. The planet's magnetism is caused by the motion of liquid metals in its outer core. For an unknown reason, the direction of the Earth's field reverses suddenly, about once every million years.

▷ Magnetic Earth

The magnetic pole at Earth's north is a south pole, because the north poles of compasses are attracted by it. Confusingly, it is often called the South Magnetic Pole. There is a difference of a few degrees between the direction in which a compass points and the North Geographic Pole. This difference is called the angle of declination.

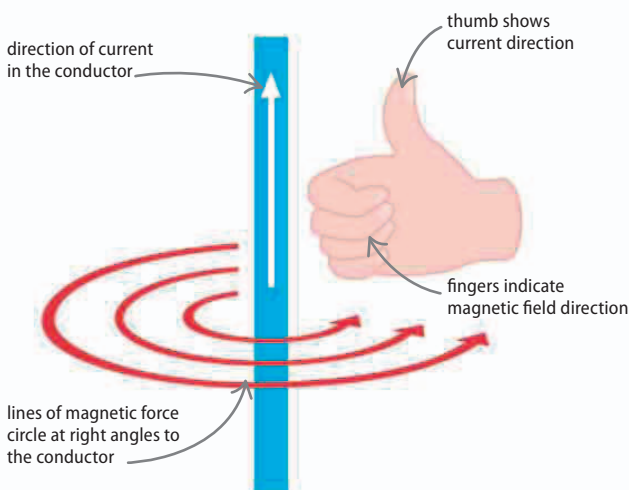


Electromagnet

Magnets are not the only source of magnetic fields. An electric current flowing through a conductor produces a circular magnetic field at right angles to the conductor. The current creates an electromagnet—a device that is extremely useful since its magnetism can be controlled and switched on and off. The poles of an electromagnet will be reversed if the direction of the current is reversed.

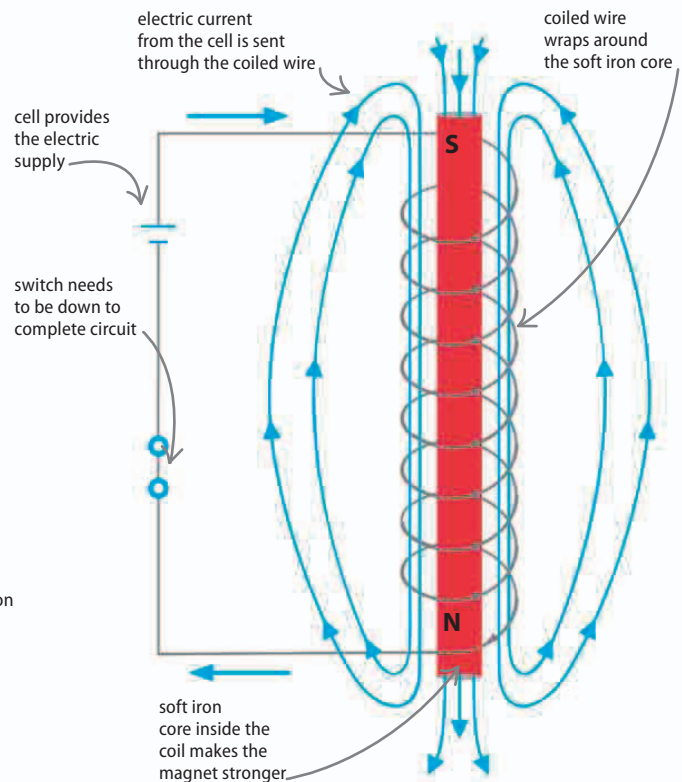
▽ Field direction

The direction of the magnetic field can be remembered by making a loose fist with your fingers of your right hand as if grasping the conductor. Sticking your thumb up in the direction of the current, your fingers follow a curving path in the direction of the magnetic field.



▽ Solenoid

A solenoid is a common form of electromagnet. It consists of a coil of wire through which an electric current is passed to produce a magnetic field. The soft iron core in the middle of this solenoid helps produce a stronger magnetic field and does not retain its magnetism after the current is switched off.



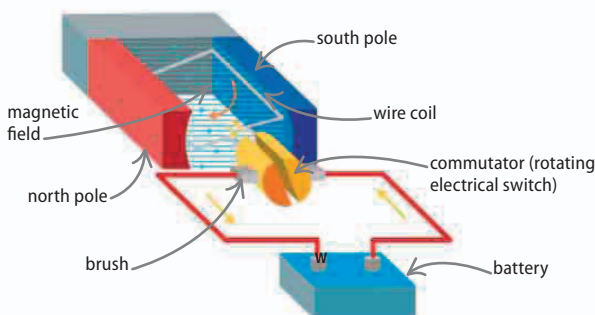
Electric motors

AN ELECTRIC CURRENT AND THE FORCES IN A MAGNETIC FIELD CAN COMBINE TO CREATE MOTION.

An electric motor turns because of the forces of attraction and repulsion between a permanent magnet and an electromagnet.

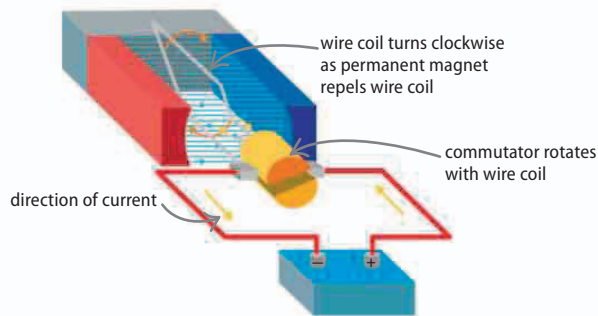
Inside a motor

A wire coil sits between the opposite poles of one or more permanent magnets. When an electric current is passed through the wire coil, it generates a magnetic field, which interacts with the magnetic field of the surrounding permanent magnets, repelling like poles and attracting unlike poles, which make the wire coil rotate half a turn. The electric current is then reversed to switch the wire coil's magnetic poles, so that it moves another half-turn. Repeating this process results in the coil spinning around.



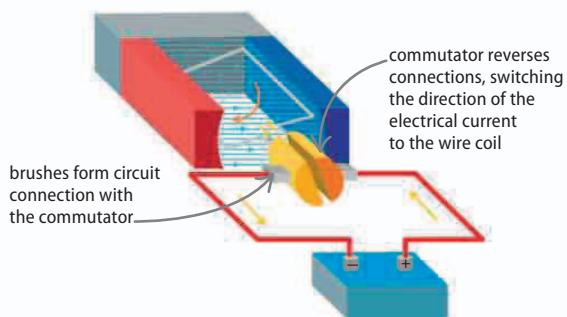
△ Stage 1

In this simple DC electric motor, current flows from the battery through the commutator and into the wire coil. This turns it into an electromagnet and generates a magnetic field, which interacts with the field of the permanent magnet.



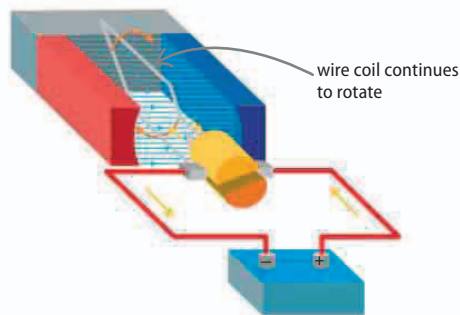
△ Stage 2

Repelled by the permanent magnet's like poles, the wire coil starts turning. After a quarter-turn, the permanent magnets also begin attracting the opposite pole of the wire coil, helping to complete the half-turn.



△ Stage 3

With the poles of the wire coil and permanent magnet now lining up, the commutator reverses the direction of the current in the wire coil. This switches the polarity of the wire coil's magnetic field.



△ Stage 4

With the coil's current reversed, the like poles of the coil and permanent magnet repel again. The coil continues to rotate. When it completes another half-turn, the commutator will reverse the current again to keep the coil spinning.

SEE ALSO

◀ 170–171 Energy

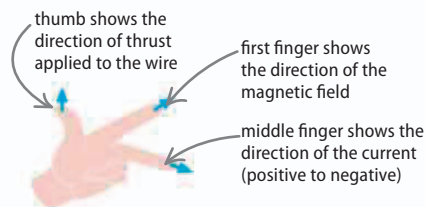
◀ 203 Electric currents

◀ 210–211 Magnets

Electricity generators 214–215 ▶

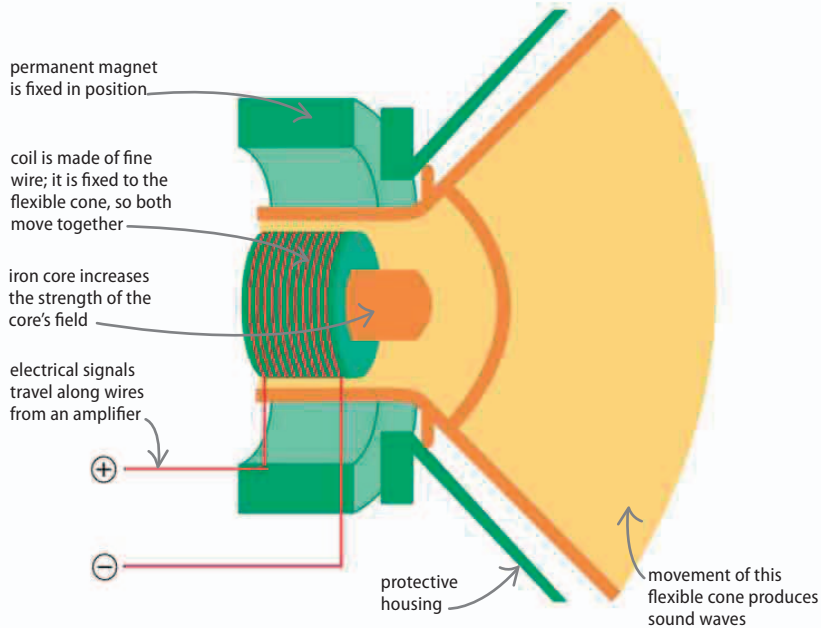
▽ Left-hand rule

This rule can be used to work out the direction an electric motor turns.



Loudspeaker

A loudspeaker uses the motion generated by the forces between a permanent magnet and an electromagnet to reproduce sound. Fluctuating electric current enters the coil, producing a fluctuating magnetic field. The forces between this field and that of the permanent magnet move the coil rapidly in and out. The coil moves the cone and these movements generate sound waves.



△ Electromagnetism in action

The forces acting on the moving parts of a loudspeaker are electromagnetic, produced by the interaction of the permanent magnet and the coil electromagnet.

REAL WORLD

Robotic arm

The joints and parts of an industrial robot arm, such as this car welding robot, are powered by electric stepper motors. A central rotor can be turned in steps by the magnets, making the motor capable of very precise movements.



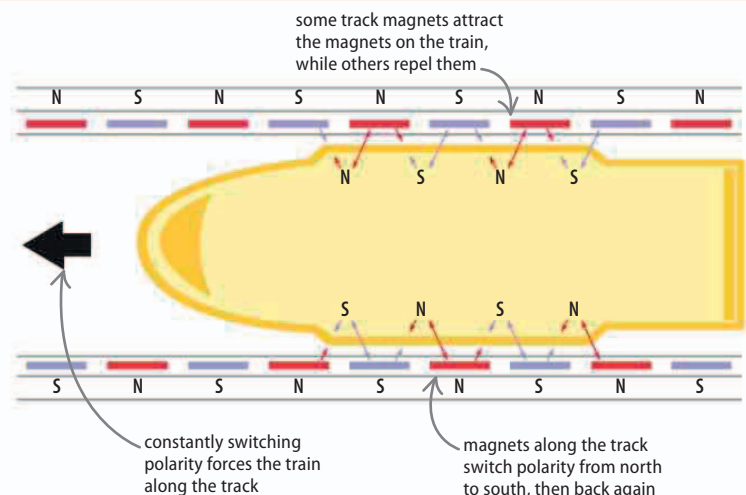
The world's smallest electric motor is just 1nm (1 nanometer) across.

Linear motor

This type of electric motor creates a force in a straight line rather than the turning force of a traditional rotary motor. It achieves this by a continuous sequence of magnetic attraction and repulsion between electromagnets along a track and magnets attached to a sled, train, or some other object running along the track. The electromagnets repeatedly switch their polarity to move the object down the track without the need for wheels.

▷ Magnetic motion

Maglev (magnetic levitation) trains use powerful magnets to float above a track and are propelled forward at great speed by a linear motor.



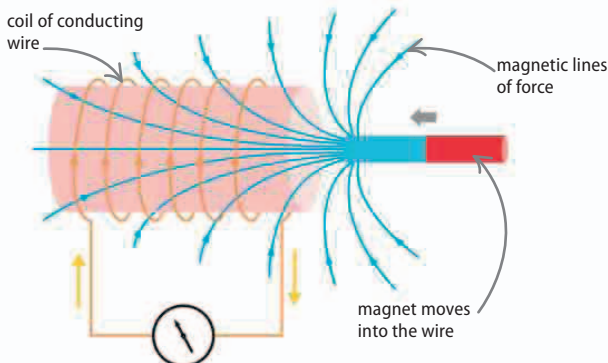
Electricity generators

GENERATORS USE INDUCTION TO CHANGE MOTION INTO ELECTRICAL POWER.

Generators, also called dynamos, are vital in many areas of technology. For example, turbines use them to change the kinetic energy of moving wind, water, or steam into electrical energy.

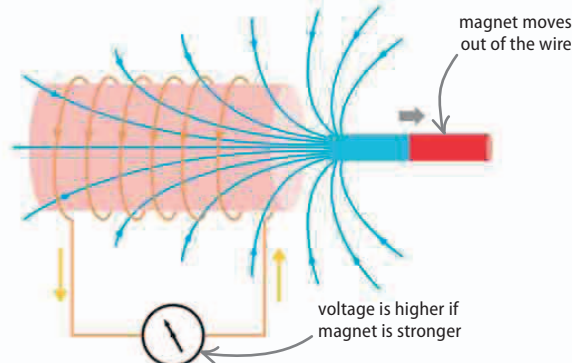
Electromagnetic induction

In 1831, English scientist Michael Faraday (1797–1867) discovered that when a magnet was moved in or out of a coil of wire, an electric current was produced. A voltage and current is produced in a conductor (the coil of wire) when it cuts across a magnetic field because the magnetic field lines of force act on the free electrons in the conductor, causing them to move. This principle, known as induction, is the basis on which all generators work.



△ Magnet moves in

A generator works when the magnet moves into the wire. The induction effect is stronger if the conductor is coiled.



△ Magnet moves out

When the magnet moves out of the conductor, current is induced in the opposite direction.

SEE ALSO

◀ 170–171	Energy
◀ 186–187	Machines
◀ 210–211	Magnets
◀ 212–213	Electric motors
Power generation	218–219 ▶

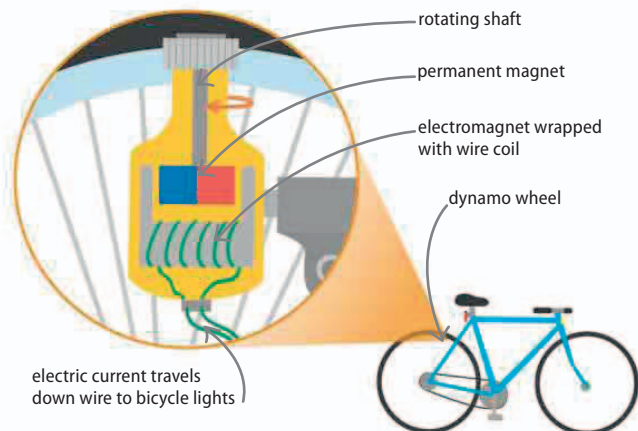
Built in 1871, the **Gramme dynamo** was the first electricity generator to generate power commercially.

Bicycle dynamo

A bicycle dynamo contains a permanent magnet fitted to a shaft. As the bicycle wheel turns, the dynamo shaft turns, rotating the permanent magnet inside a coil of wire wrapped around a soft iron core. The changing magnetic field of the turning permanent magnet induces a current in the coil, which flows from the dynamo to power the bicycle's front and rear lights.

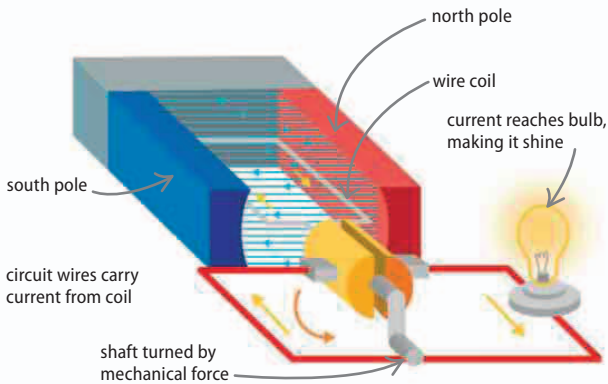
▷ Electromagnetic induction in action

In this bicycle dynamo, the wire coil is fixed in place and the permanent magnet rotates inside it. Friction between the grooved dynamo wheel and the tire wall causes the shaft holding the magnet to rotate when the bicycle wheel turns.



Direct current generator

Generators can be built to produce either direct current (DC) or alternating current (AC) (see page 216). A DC generator has the same parts as a DC electric motor but works in reverse (see page 212). The wire coil of the conducting wire is turned inside a magnetic field that is generated by a large permanent magnet. As the wire in the coil cuts across the magnetic field lines, a voltage and current are created in the coil.



△ Stage 1

An experimental direct current generator sees the wire coil turned by a hand crank. As it passes through the magnetic field of the permanent magnet, a current is induced in the wire coil.

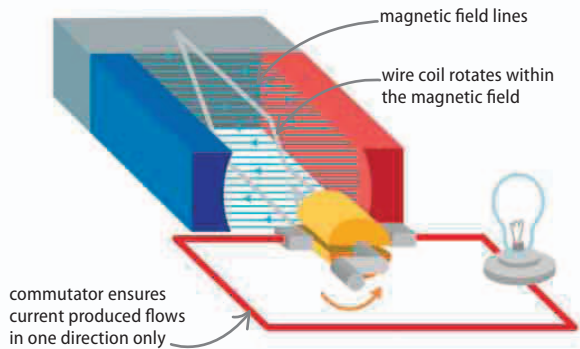
▷ Right-hand rule

This rule shows the direction in which a current will flow in a wire when the wire moves in a magnetic field.

thumb shows the direction of thrust applied to the wire

first finger points in the direction of magnetic field

middle finger shows the direction of the current

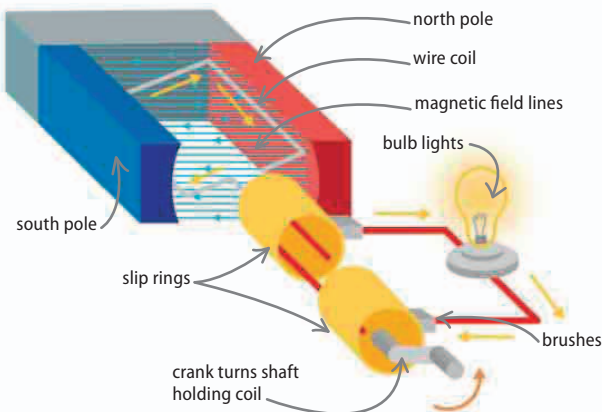


△ Stage 2

An electric current is only generated when the wire coil is cutting the horizontal magnetic field lines. When the wire coil is vertical, no current is produced and the bulb does not light up.

Alternating current generator

An alternating current (AC) generator, known as an alternator, does not use a commutator. As a result, the current produced changes direction twice for every complete 360° turn of the coil. Individual slip rings are fitted to each of the two ends of the coil to provide a path for the current to leave. Brushes contact the slip rings and complete the path for the current into the circuit to which the generator is attached.



◁ Alternator in action

This simple alternator has a single loop of wire acting as the coil. Turning a hand crank rotates the coil between the poles of a permanent magnet. An alternating current is induced in the coil, which flows through the slip rings and brushes to light the bulb.

REAL WORLD

Wind-up electrics

In parts of the world where electricity is unreliable or absent, and batteries are expensive, radios (as below), laptops, and other electronic devices can be powered by hand. A small generator inside the device is turned by a hand crank to charge up the rechargeable batteries inside.



Transformers

TRANSFORMERS CHANGE THE VOLTAGE OF AC POWER.

Alternating current can be changed to a higher or lower voltage by a device called a transformer. For example, high voltage from a power station needs to be transformed to a lower voltage for use in homes.

SEE ALSO

◀ 186–187 Machines

◀ 200 Pitch and loudness

◀ 203 Electric currents

◀ 208–209 Electronics

◀ 214 Electromagnetic induction

Power grid

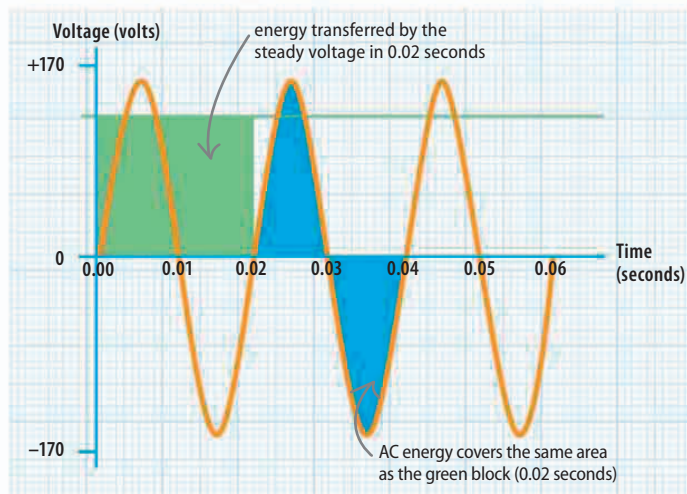
220 ▶

Direct and alternating current

There are two kinds of current: direct and alternating. Direct current (DC) is usually produced by batteries and it flows one way around a circuit. Electricity—as used in homes—has an alternating current (AC), in which the direction of the flow of electricity reverses dozens of times a second. Transformers are devices that can be used to change the voltages and currents of AC (see pages 204–205). They make it easy to change AC to a high-voltage form for transmission over long distances, and to a low-voltage form for domestic use.

▷ AC and DC voltage

In this graph, the green line represents DC voltage and the green area is the energy transferred by this voltage. To transfer the same energy in the same time (as shown by the blue areas), the AC voltage must rise higher than the DC voltage at some parts of its cycle, as the orange line shows.



Transformers

An inductor is a coil of wire that stores energy in a magnetic field. A transformer is two inductors in one: two coils share the same core. When an alternating current passes through one coil, the core sets up currents in the other coil. If this second coil has more turns than the first, then the voltage across it is higher.

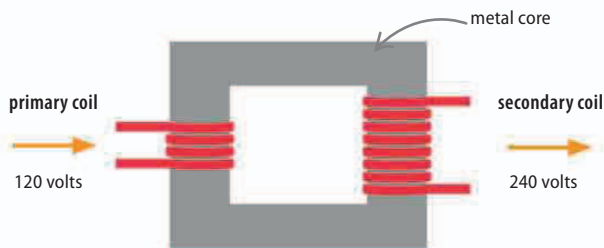
▷ Voltage and coils

The ratio of the number of volts that pass through the primary and secondary transformers is equal to the ratio of the number of turns in the primary and secondary coils.

$$\frac{V_p}{V_s} = \frac{N_p}{N_s}$$

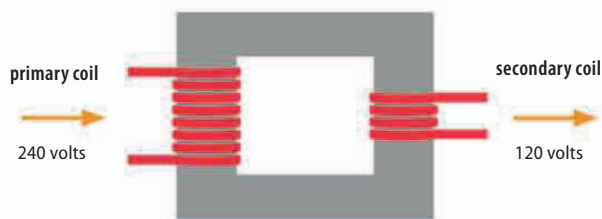
Labels for the equation:

- V_p : voltage (volts) across primary coil
- V_s : voltage (volts) across secondary coil
- N_p : number of turns of primary coil
- N_s : number of turns of secondary coil



△ Step-up transformer

The second inductor has twice as many turns as the first, so its voltage is twice that in the first.



△ Step-down transformer

The second inductor has half as many turns as the first, so the voltage is halved as a result.

Induction in action

Induction is the production of an electrical current by a changing magnetic field. Many devices, from microphones (see below) to microcomputer parts, rely on it. Computer hard disks, for instance, store data magnetically on a stack of disklike platters. The surface of each platter contains billions of individual areas, each of which can be magnetized. The patterns of magnetism store data as binary digits (1s for magnetized areas and 0s for demagnetized areas) and are produced by induction caused by a tiny moving electromagnet.

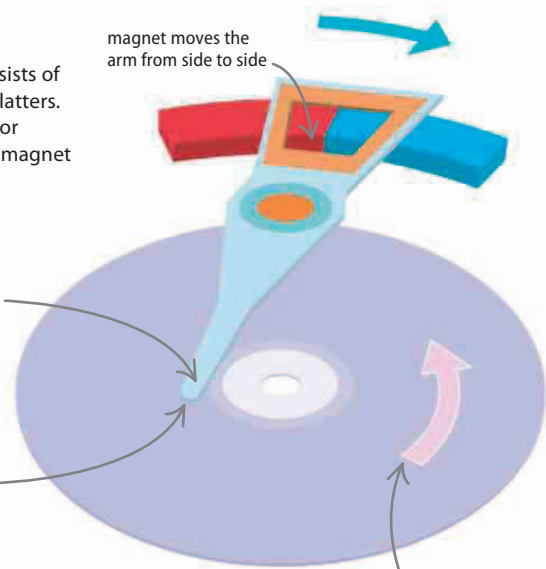
▷ **Hard disk**
A hard disk drive consists of a set of disks called platters. Data is written, read, or deleted by an electromagnet on a moving arm.

arm is very light so that it can flick quickly to the correct position

read-write head at the tip of the arm contains a tiny electromagnet

magnet moves the arm from side to side

disk spins at a high speed, and the head reads and writes as the surface passes beneath



a metal mesh protects the delicate diaphragm. Outdoors, special shields are used to reduce the noise of the wind blowing across it.

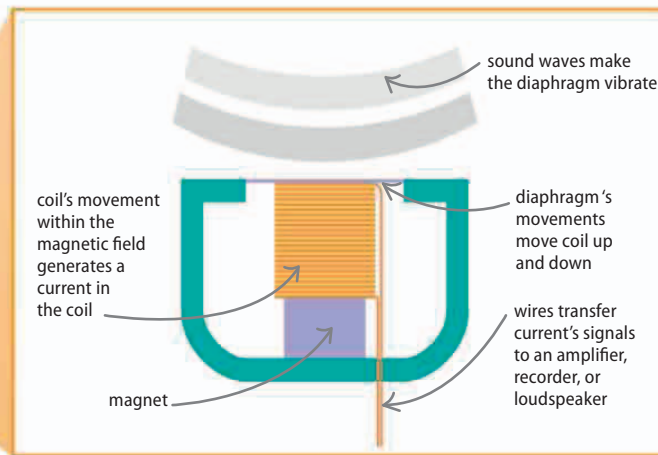
coil's movement within the magnetic field generates a current in the coil

magnet

sound waves make the diaphragm vibrate

diaphragm's movements move coil up and down

wires transfer current's signals to an amplifier, recorder, or loudspeaker



◁ **Take a look inside**
In a microphone, sound waves vibrate a diaphragm, which is attached to a wire coil. As the coil moves, it induces currents, which form a changing electrical signal.

◁ **Microphone**

A microphone is carefully designed so that it mimics the sounds it receives, and does not overemphasize particular frequencies.

Electromagnets are used to **lift heavy loads** of steel. The most powerful can lift single loads **weighing more than 250 tons**.

REAL WORLD

Induction cooking

The electromagnet in an induction stovetop generates a magnetic field. Some of its energy transfers to the metal pan via the process of induction, as circulating electric currents. The electrical resistance of the metal means that some of this electrical energy is converted to heat, warming the pan but not the surface.



Power generation

ELECTRICITY IS PRODUCED IN DIFFERENT WAYS.

Electricity is generated on a large scale in power stations. They work in different ways, but they all harness a source of energy and use it to power giant electricity generators.

SEE ALSO

◀ 28 Respiration

◀ 126–127 Radioactivity

◀ 156–157 Carbon and fossil fuels

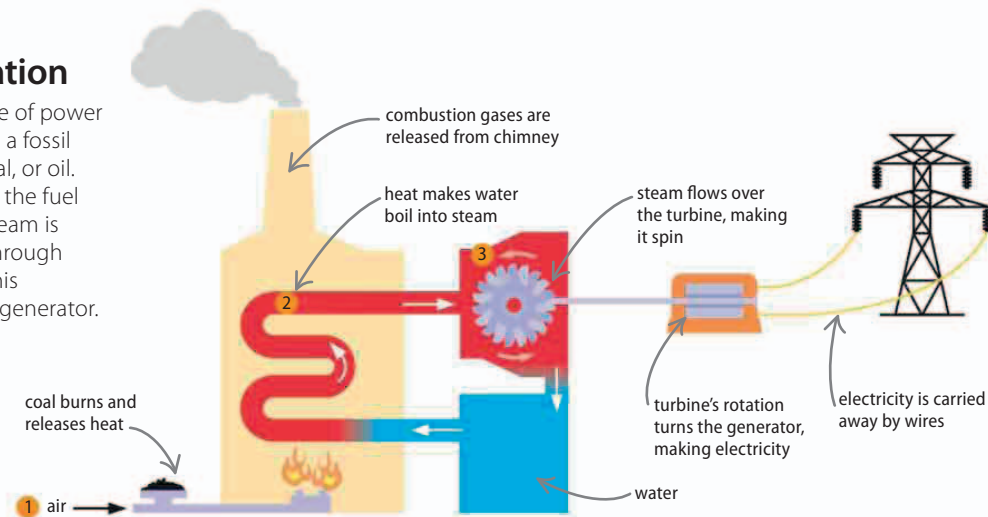
◀ 214–215 Electricity generators

Renewable energy

224–225 ▶

Thermal power station

This is the most common type of power station. Its source of energy is a fossil fuel, generally natural gas, coal, or oil. The heat released by burning the fuel boils water into steam. The steam is forced under high pressure through the turbine, making it spin. This rotation is transmitted to the generator.



1. Heat from fuel

Solid fuels, like coal, are crushed into small particles, increasing its surface area so that it burns faster and hotter. The gases released by the combustion are released from a chimney.

2. Water into steam

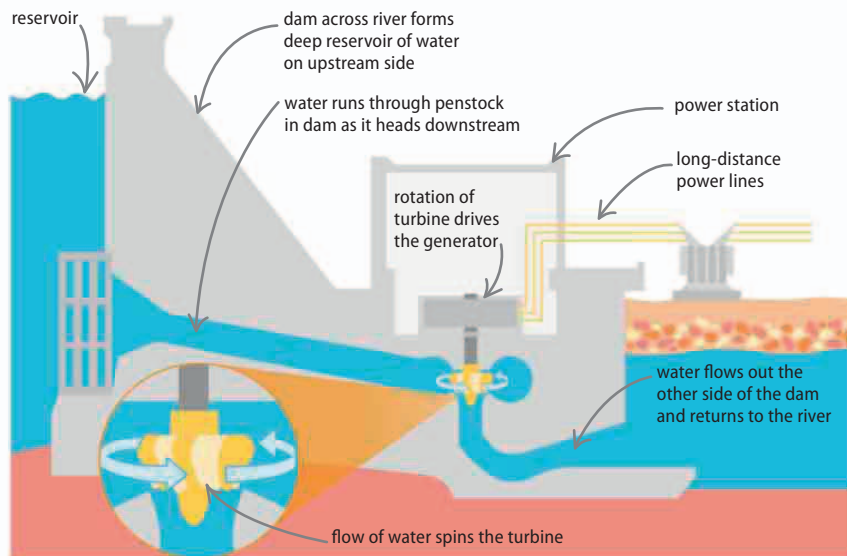
The water boils in the furnace, turns into steam, and passes over the propeller-like blades. The steam then condenses back into water to begin the process again.

3. Motion into electricity

The rotational motion of the turbine is passed to the generator, where a conductor is spun around in a magnetic field, inducing an electric current.

Hydroelectricity

In a hydroelectric power station, the energy of falling water is used to generate electricity. A dam built across a river builds up a large reservoir of water behind it. The water is released through a pipe, or penstock, to form a high-pressure flow that spins a turbine at the bottom. A water-driven turbine has cup-shaped blades, unlike the wing shapes on a gas or steam turbine.



▷ Power station

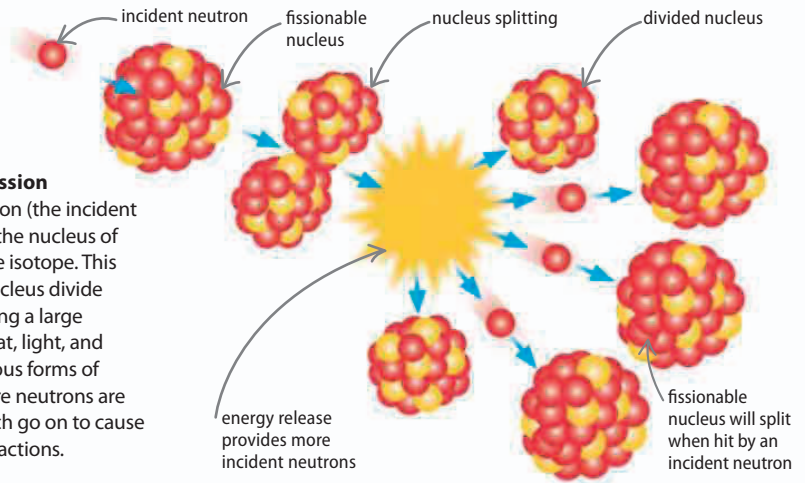
The turbine inside the dam is connected to a generator in a power station on the downstream side of the dam.

Energy from atoms

Nuclear power stations use radioactive materials, such as uranium or thorium, as a source of heat. Radioactive elements produce heat as they decay, but a great deal more heat is produced by a process called nuclear fission. The fuel is refined to contain large amounts of a particular radioactive isotope (see pages 126–127) that can be split into two smaller atoms. Uncontrolled fission causes the explosion of a nuclear bomb, but the process is slowed down in nuclear reactors.

▷ Nuclear fission

A single neutron (the incident neutron) hits the nucleus of the fissionable isotope. This makes the nucleus divide in two, releasing a large amount of heat, light, and more dangerous forms of radiation. More neutrons are released, which go on to cause new fission reactions.

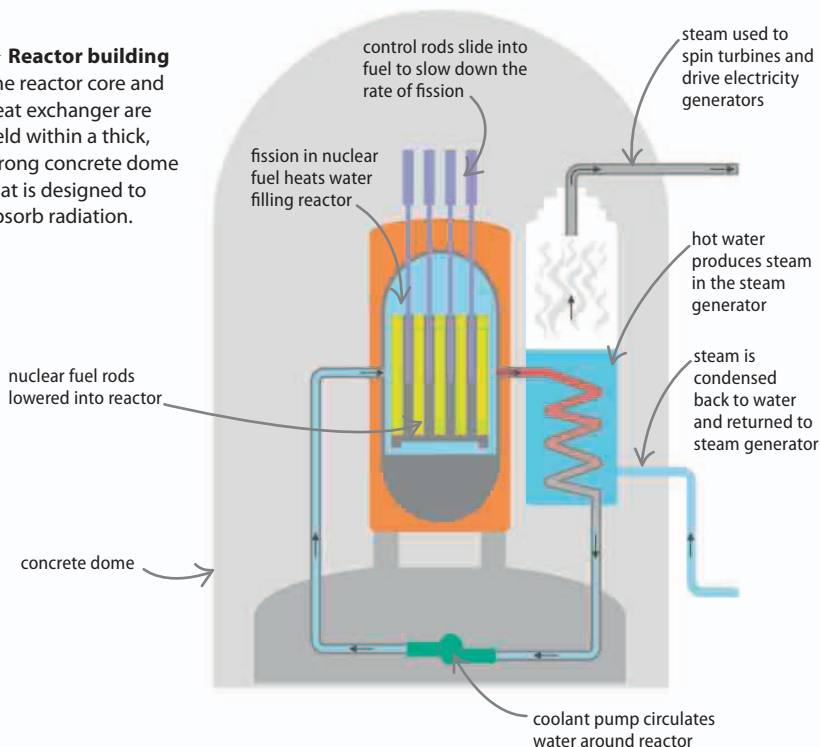


Nuclear reactor

The fission reaction takes place inside a reactor filled with water or gas. The reactor has a core containing fuel rods made of radioactive material. The reaction heats the water, which is pumped through a heat exchanger, where the superheated water makes steam that drives the turbines. There are also control rods, made largely of boron, which soak up some of the free neutrons, limiting the number of fissions that occur and so controlling the process.

▷ Reactor building

The reactor core and heat exchanger are held within a thick, strong concrete dome that is designed to absorb radiation.



REAL WORLD

Cherenkov radiation

The water surrounding a nuclear reactor has an eerie blue color, which is caused by Cherenkov radiation, named after the Russian scientist Pavel Cherenkov (1904–1990). This happens because charged particles move through the water at an extremely high velocity.



Electricity supplies

ELECTRICITY IS SENT FROM POWER STATIONS FOR USE IN HOMES AND WORKPLACES VIA A HUGE NETWORK OF CABLES.

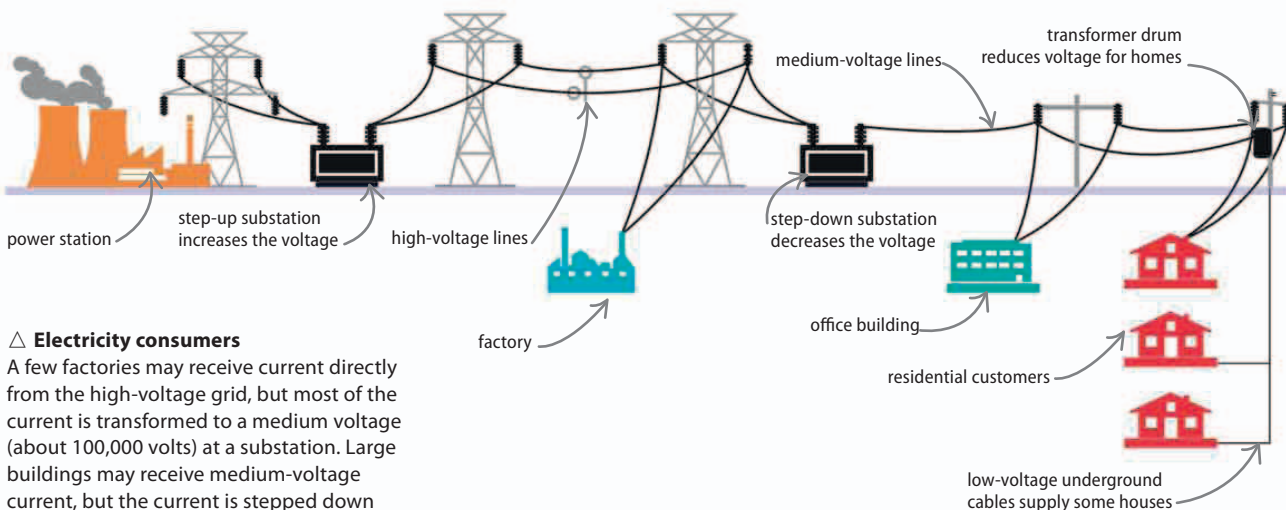
SEE ALSO

- ◀ 202–203 Electricity
- ◀ 204 What is voltage?
- ◀ 206–207 Circuits
- ◀ 218–219 Power generation

Almost all the electricity used in homes, offices, and factories is generated at large power stations far from where people live. It is sent across country in a power grid, before being transformed into a usable current suitable for domestic use.

Power grid

Electricity is generated as an alternating current (AC). This is boosted to several hundred thousand volts by a transformer before it enters the power grid. The high voltage reduces the amount of energy lost as heat as currents travel along wires hundreds of kilometers long. Burying high-voltage lines is very expensive, so most of the power grid is made up of lightweight aluminum cables suspended from pylons, high in the air for safety.



△ Electricity consumers


A few factories may receive current directly from the high-voltage grid, but most of the current is transformed to a medium voltage (about 100,000 volts) at a substation. Large buildings may receive medium-voltage current, but the current is stepped down again by transformers to between 110 and 250 volts before reaching homes.

Future power grids may use superconductors to carry **ten times as much current** as today's cables.

REAL WORLD

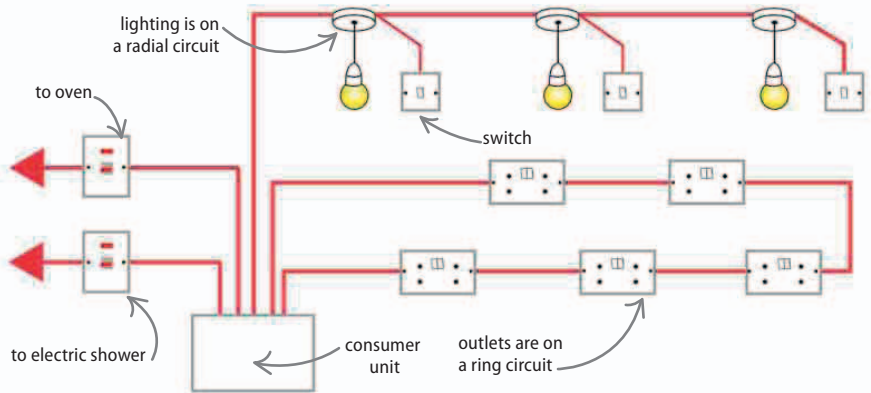
Power cuts

When the power grid fails, it results in a power cut. No current arrives at homes and offices, and the lights—and everything else—go off. A power cut can be caused by a simple failure of a transformer or a cable being damaged by a storm. However, huge power cuts have also been caused by solar storms, where a surge of charged particles from the Sun overloads the grid, causing it to shut down.



Domestic circuits

A domestic electricity supply connects to the grid at the consumer unit, or fuse box. Powerful electrical appliances, such as an oven, have a direct connection to the fuse box. Others are connected by ring or radial circuits. Ring circuits can use thinner wires to supply the same power as a radial circuit, but radial circuits can be extended easily and can carry smaller amounts of current. So, radial circuits are often used for lighting and ring circuits are used for power sockets.



△ Wiring the house

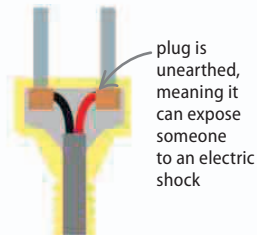
This simplified diagram shows the wiring in a house. Normally each floor of a house has two circuits: one for the lighting, another for the electrical outlets.

Protecting circuits

If too much current runs through domestic circuits, the wiring or appliances connected to it may get very hot and cause a fire. The consumer unit contains automatic switches called circuit breakers that cut off the supply if dangerous electrical surges occur. The circuit breaker also responds to short circuits, where faulty wiring or a damaged appliance results in the circuit drawing much more current than is normal. Fuses in plugs will also cut dangerous currents.

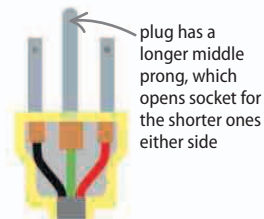
▽ Electrical plug

Most appliances connect to the electrical supply via a plug that fits into an outlet in the wall. Every plug has a live wire that delivers the current to it. The neutral wire carries the current back to the main circuit.



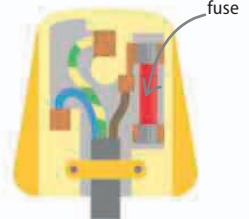
▽ Earth wire

A third wire is sometimes used in plugs. The earth wire connects the appliance to the ground via the domestic circuit. If a fault damages the insulation in the plug, any leaking current will flow safely to the ground via the earth wire.



▽ Fused plugs

The plugs in many countries are fitted with fuses—thin wires through which the current passes. If too much current passes through, the fuse wire gets hot and melts, breaking the circuit before other components get too hot.

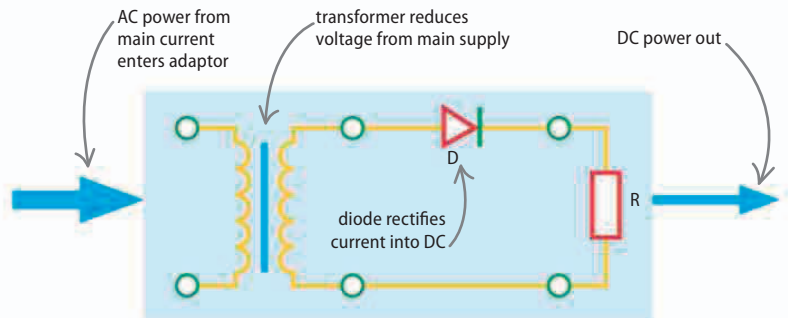


Adaptor

Many devices come equipped with an oversized plug, known as an adaptor. The current flowing through domestic circuits is AC, which is fine for simple devices such as light bulbs and heaters. However, the back-and-forth surges of an AC supply would damage sensitive electronics, such as microchips, so an adaptor is used to filter the AC into a direct current (DC), which only travels in one direction.

▷ Rectifier

The main component in an adaptor is the rectifier. This is a type of diode (D) that only lets current pass in one direction.



Energy efficiency

ENERGY IS LOST AS HEAT BY ALL MACHINES AND PROCESSES.

When a machine or activity is designed or planned, it should be as efficient as possible. This means that as much as possible of the energy output should be used for work.

Lost energy

At a subatomic scale, some processes occur with 100 percent transfer of energy from one form to another, but on a larger scale, this never happens. Some energy is always turned into heat, which is usually unwanted. Other types of unwanted energy may also be produced: many machines make a lot of noise, which is a wasteful and unpleasant form of acoustic energy.

▽ Energy conversion


Every type of energy conversion has a maximum possible efficiency. Some processes are wasteful, while others convert a very high proportion of one form of energy into another.

SEE ALSO

- ◀ 170–171 Energy
- ◀ 188–189 Heat transfer
- ◀ 216–217 Transformers

▽ Energy loss

Only a third of the energy consumed by thermal power plants reaches customers as electricity.



CONVERSION EFFICIENCIES

Energy process	Conversion taking place	Maximum possible efficiency
photosynthesis	radiant energy from the Sun to chemical energy in the plant	6%
solar cell	radiant energy from the Sun to electrical energy, often produced by silicon crystals	28%
muscle	chemical energy from chemicals in the blood to kinetic energy as the muscle contracts	30%
coal-fired power station	chemical energy from coal to electrical energy from turbines	40%
internal combustion	chemical energy from gasoline or diesel to kinetic energy used to make vehicle move	50%
wind turbine	kinetic energy of the wind to electrical energy from a generator	60%
electric heater	electrical energy to thermal energy, produced by electrical resistance of the element	100%

REAL WORLD

Fiberoptic cable

Until a few decades ago, telephone and computer signals were usually sent in the form of electric currents that traveled down copper wires. Although copper conducts electricity very well, some of the electrical energy is lost in the form of heat. Now, optical fibers have replaced many copper wires. In an optical fiber, signals travel in the form of light, and only a tiny amount of the light energy is changed to heat, making it a far more efficient system.



Many **household appliances** are not energy efficient—the only 100 percent efficient device is the **electric heater**. However, they can be very expensive to use.

Heat loss and insulation

Sometimes we wish to produce as much heat as we can, rather than as little as possible. When we do, it is important to prevent the heat escaping. The main ways to reduce heat loss from buildings are to keep doors and windows closed and to install heat insulation.

▷ Keeping warm for less

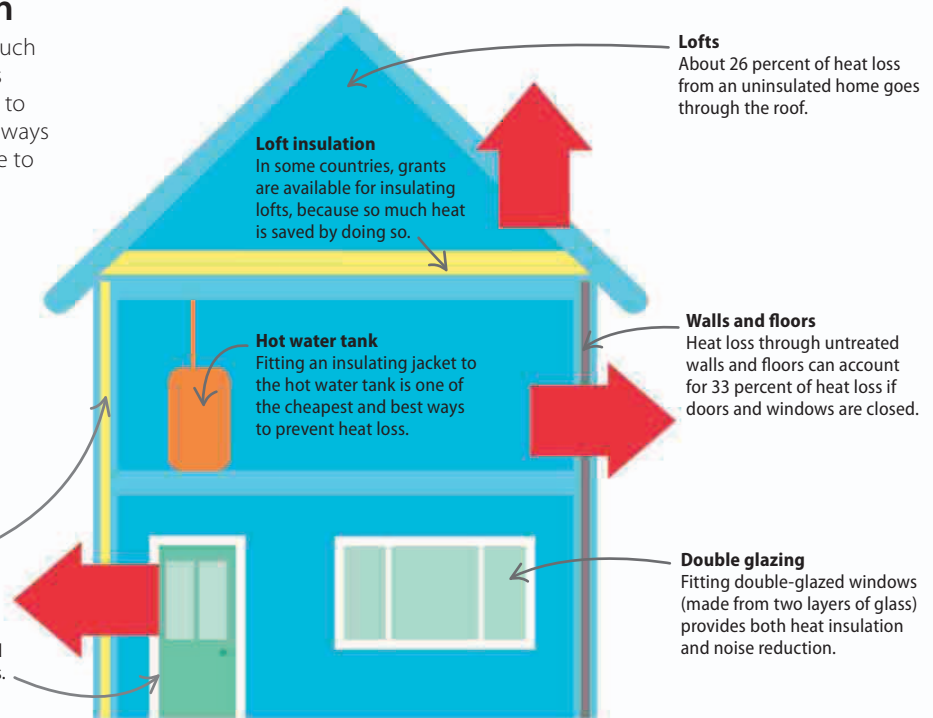
Heating a well-insulated home costs only a small fraction of the amount required to heat an uninsulated one. Here are some ideas to help keep a house warm and save money.

Cavity wall insulation

Most houses are built with hollow outer walls. The gaps can be filled with foam, which sets hard and provides effective insulation.

Doors and windows

In an uninsulated house, gaps around doors and windows can account for 11 percent of heat loss.

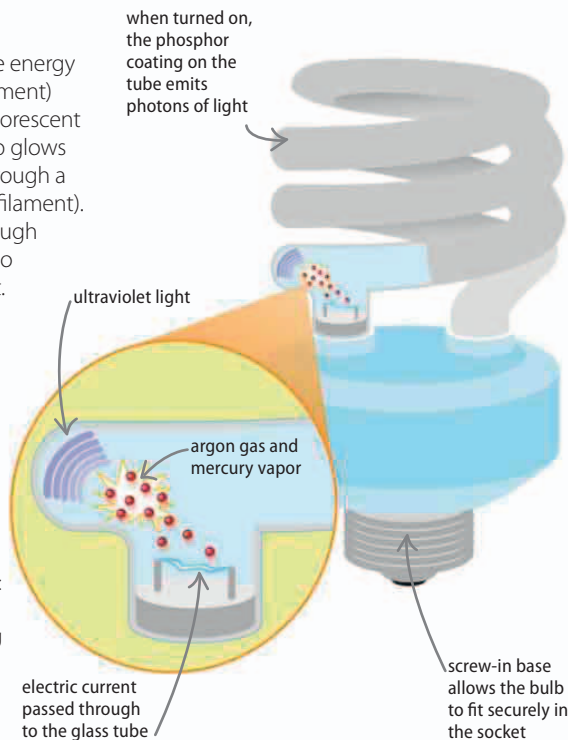


Fluorescent bulbs

One of the easiest ways to save energy is to replace incandescent (filament) bulbs, with energy-efficient fluorescent versions. An incandescent bulb glows because the current passes through a high-resistance bare wire (the filament). The resistance means that enough electrical energy is converted to heat to make it glow with light.

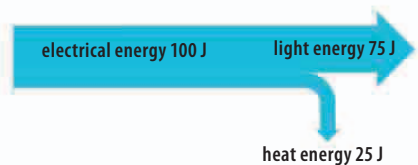
▷ Compact fluorescent lamps (CFL)

Compact fluorescent lamps (CFLs) are gradually replacing domestic, incandescent bulbs because they are more energy efficient and last longer. CFLs feature a spiraling glass tube full of gases, which emit ultraviolet light when an electric current passes through them. This triggers a phosphor coating on the tube to shine brightly.



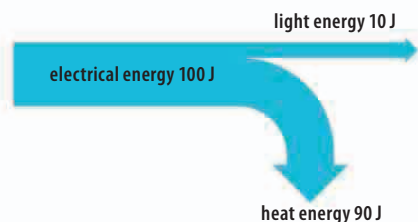
▽ Compact fluorescent lamp

If 100 J (joules) of energy is passed through a CFL, most of the energy appears as light (75 J), so less electricity is required and less unnecessary heat (25 J) is produced.



▽ Domestic incandescent bulb

From 100 J of electrical energy, most of the energy supplied to a domestic incandescent bulb is converted to heat (90 J), while only a small portion (10 J) is converted to light.



Renewable energy

RENEWABLE ENERGY SOURCES ARE AN ACTIVE AREA OF RESEARCH WORLDWIDE.

SEE ALSO

◀ 192–193 Waves

◀ 218 Hydroelectricity

Wind

228▶

The Sun

232–233▶

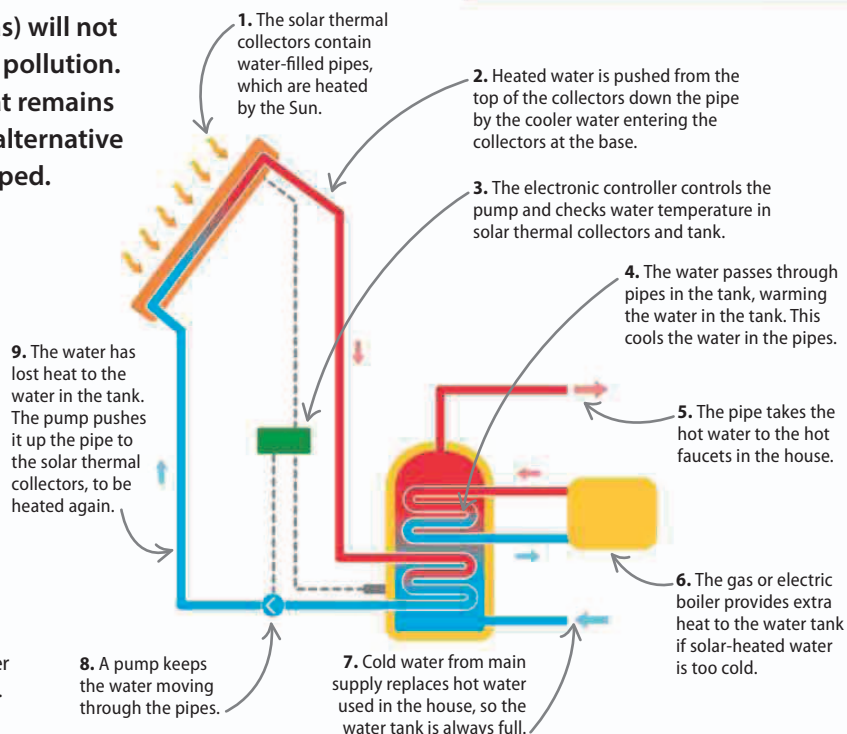
Fossil fuels (coal, oil, and natural gas) will not last forever, and they cause serious pollution. Nuclear energy produces waste that remains dangerous for many centuries. So, alternative sources of energy are being developed.

Solar energy

There are two main ways to convert sunlight into usable energy. The first way is in a solar thermal collector, where a liquid is heated by being pumped through sunlit pipes, and then used to heat a boiler. The second way is to turn it into electrical power by means of photovoltaic cells. These contain material such as the element selenium, which produces an electrical voltage when light falls on it.

▷ Heat from the Sun

Solar thermal collectors can be used to heat water for warming a house, as shown in this illustration.

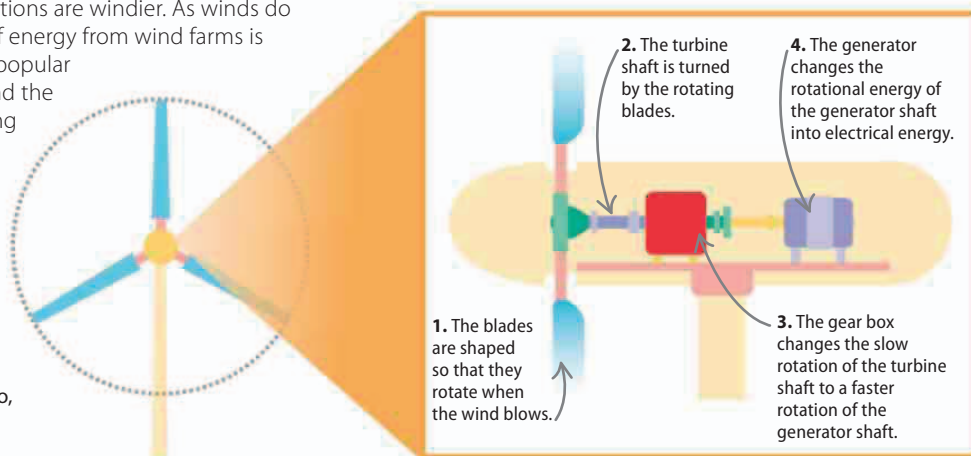


Wind turbines

A wind turbine converts the motion of the wind into electrical power. Many wind turbines are grouped into arrays and these are often offshore, where conditions are windier. As winds do not always blow, the amount of energy from wind farms is variable. Wind farms can be unpopular because of their appearance and the noise they make, so careful siting is essential.

▷ Inside a wind turbine

When the wind turbine blades rotate, a generator (dynamo) produces electricity. A system of gears converts the relatively slow spin of the blades into a more rapid rotation in the dynamo, producing more electrical power.

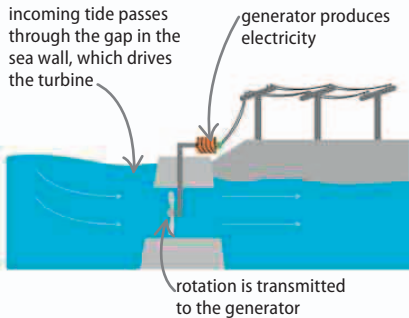


Tidal power

The movements of the sea can be converted into usable power in a number of ways. In one type of tidal power system, both the incoming and outgoing tides produce electricity by turning turbines.

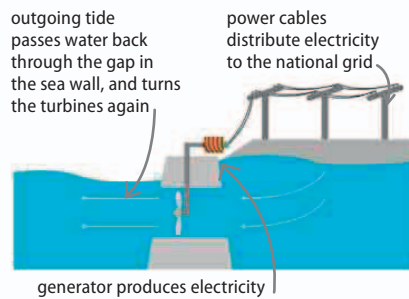
▽ Inward tide

The incoming tide passes through a gap in a sea wall and turns a turbine mounted in the gap.



▽ Outward tide

When the tide goes out, the water flows back through the gap, turning the turbines again, generating more electricity.



REAL WORLD

Energy from the waves

The Pelamis wave energy converter draws power from sea waves. The converter is made of floating sections that are hinged together. As they bend with the waves, the “hinges” force fluid along pipes, and the pressure of the fluid is used to rotate turbines and generate electricity.

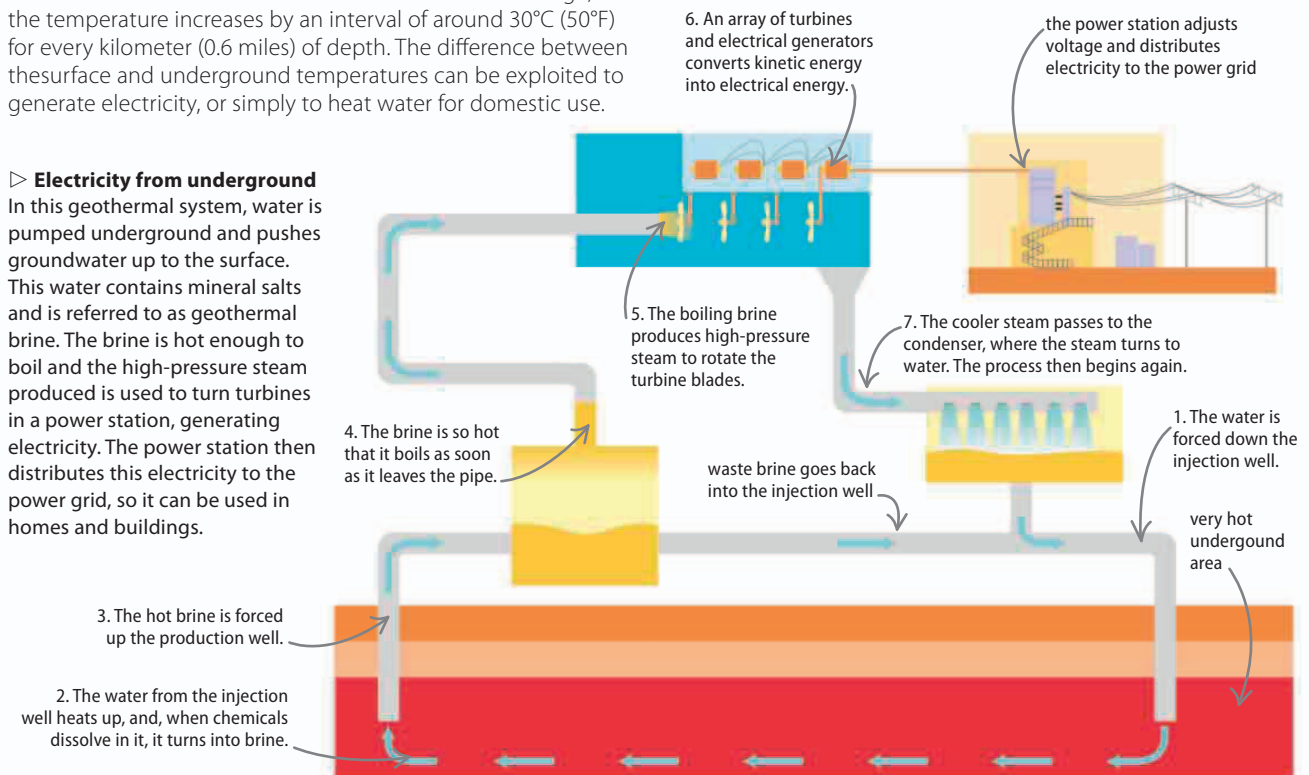


Geothermal energy

The interior of Earth is hotter than the surface—on average, the temperature increases by an interval of around 30°C (50°F) for every kilometer (0.6 miles) of depth. The difference between the surface and underground temperatures can be exploited to generate electricity, or simply to heat water for domestic use.

▷ Electricity from underground

In this geothermal system, water is pumped underground and pushes groundwater up to the surface. This water contains mineral salts and is referred to as geothermal brine. The brine is hot enough to boil and the high-pressure steam produced is used to turn turbines in a power station, generating electricity. The power station then distributes this electricity to the power grid, so it can be used in homes and buildings.



The Earth

OUR PLANET IS THE THIRD FROM THE SUN AND ONE OF FOUR IN THE SOLAR SYSTEM MADE MAINLY OF ROCK AND METAL.

Earth is the only planet where liquid water is known to exist. It is also the only place in the Universe known to support life.

SEE ALSO

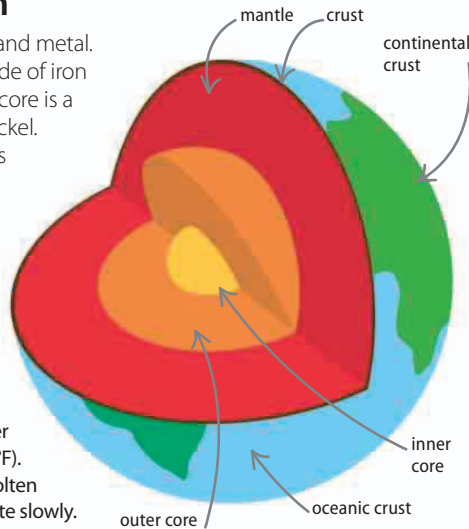
◀ 20–21	Variety of life
◀ 100–101	Changing states
◀ 142	States of water
◀ 192–193	Waves
◀ 211	Earth's magnetic field
The Solar System I	
	234–235 ▶

Inside the Earth

Earth is a mixture of rock and metal. The solid inner core is made of iron and nickel, and the outer core is a mix of molten iron and nickel. The surrounding mantle is a thick layer of solid and semimolten rock. A thin, rocky outer shell consists of thick continental crust (land) and thinner oceanic crust (seafloor).

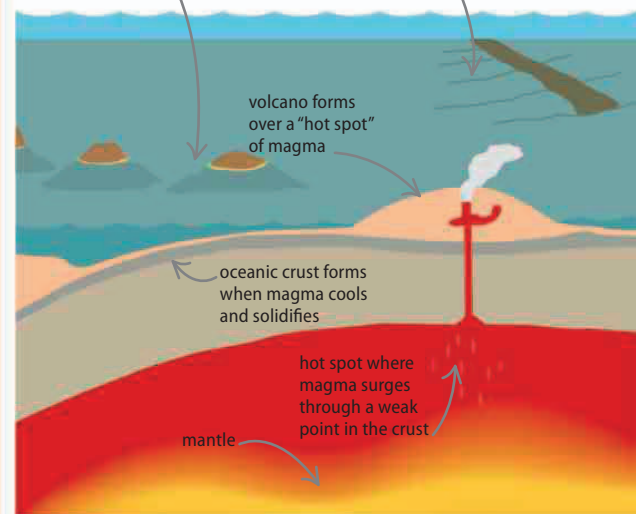
▷ Inner heat

Inside, the Earth is very hot. The temperature at the inner core reaches 4,700°C (8,500°F). The heat causes the semimolten rock in the mantle to circulate slowly.



chain of extinct volcanoes left behind as plates move away from "hot spot"

spreads out where two tectonic plates move apart



volcano forms over a "hot spot" of magma

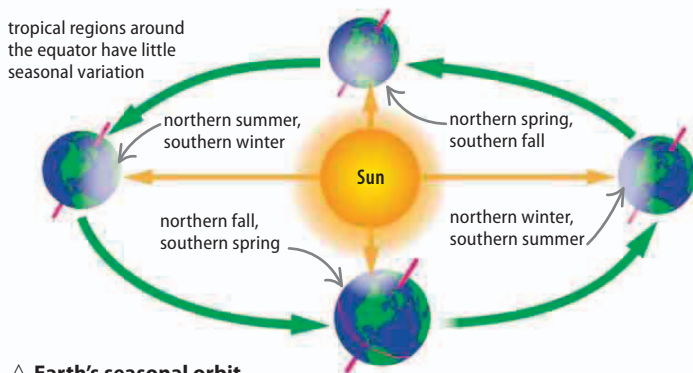
oceanic crust forms when magma cools and solidifies

hot spot where magma surges through a weak point in the crust

mantle

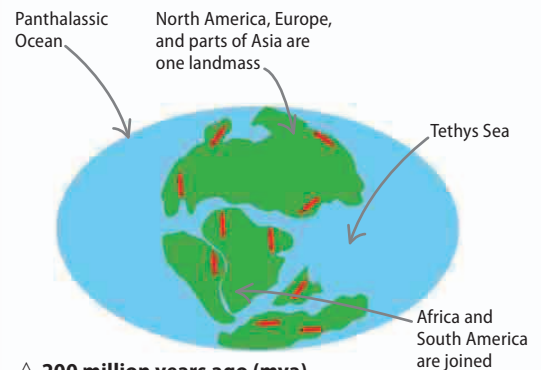
The seasons

Earth experiences seasons because it rotates on a tilted axis as it travels around the Sun, an orbit that takes one year. As different areas of the planet face toward or away from the Sun, the length of the day and temperature change, which affect plant growth and animal behavior.



△ Earth's seasonal orbit

When the North Pole turns to face the Sun it is summer in the Northern Hemisphere and winter in the south. Six months later, when the South Pole tilts toward the Sun, it is summer in the south and winter in the north.



△ 200 million years ago (mya)

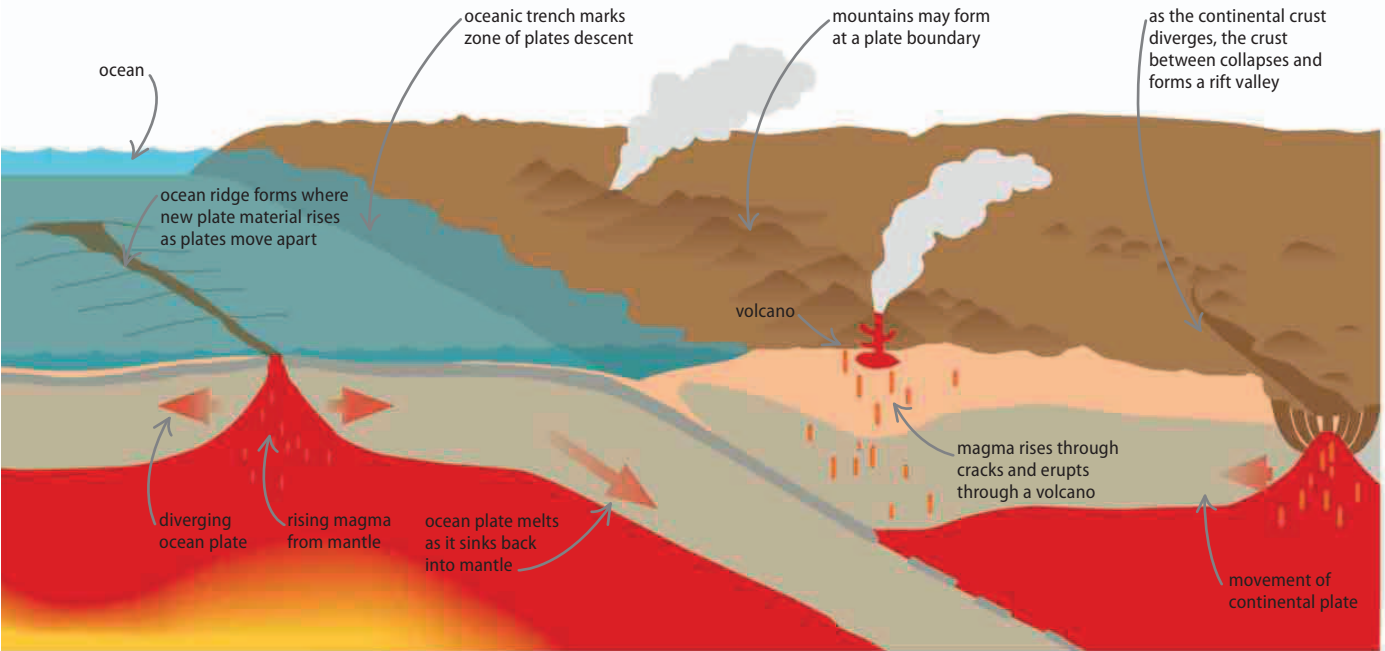
From a single landmass called Pangaea, the continents begin breaking apart. The northern continents become separated from those in the south by the Tethys Sea.

Plate tectonics

Earth's crust is broken up into sections called tectonic plates. The plates drift on the mantle as it is slowly churned by currents caused by heat from the core. Where two plates move together, at a convergent boundary, one plate dives under another to form a mountain range. At a divergent boundary the plates move apart and molten material from the mantle, known as magma, erupts at the surface as a volcano. Where plates grind alongside each other, earthquakes occur as the rocks catch and then jerk free.

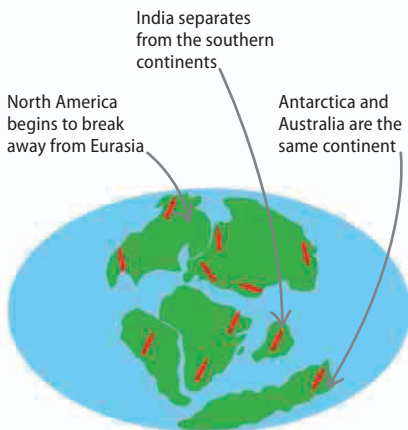
▽ Violent Earth

As plates constantly move, oceans are pulled apart, and continents may either crash into each other or break away.



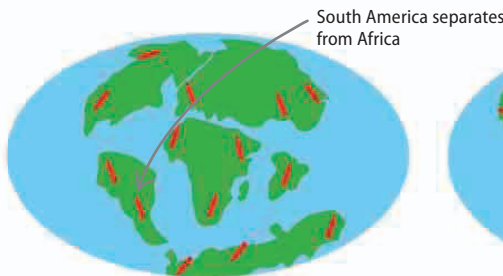
Continental drift

Over millions of years, the motion of Earth's plates has caused the continents to drift apart. If you could put them together, they would all fit, like a jigsaw puzzle. This idea is supported by matching patterns of rocks and fossils on lands now separated, and may explain why similar animals are found on opposite sides of the world.



△ 130 mya

At this point, North America begins to break up from Eurasia (the landmass comprising Europe and Asia). Australia and Antarctica are joined together.



△ 70 mya

Divergent plates continue to open up the Atlantic Ocean. South America drifts west, Antarctica heads for the South Pole, and India creeps towards Asia.



△ Present day

India is in place after colliding with the Eurasian mainland. Greenland separates from North America.

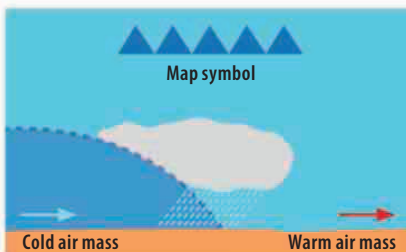
Weather

CHANGES IN CONDITIONS IN THE ATMOSPHERE PRODUCE DIFFERENT WEATHER EVENTS.

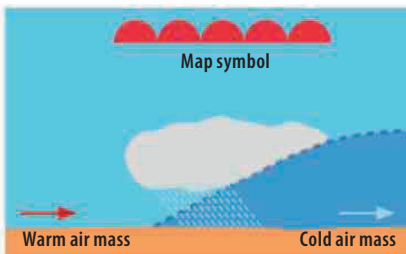
Weather changes occur when sections of atmosphere with different temperatures, pressures, and humidities (water content) come into contact.

Precipitation

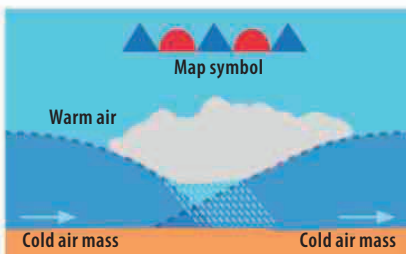
Rain is an example of precipitation, where water vapor in the atmosphere condenses to a liquid and falls to the ground. Warm air can hold more water vapor than cool air. Precipitation occurs when air saturated with water vapor is forced to cool and the excess falls as raindrops. Hail and snow are also forms of precipitation. Hailstones are formed when rain is repeatedly blown upward into colder areas of the atmosphere, while snowflakes form when water vapor condenses in already freezing air. Precipitation occurs at weather fronts, where air masses of different temperatures meet. There are three types, shown below.



◁ **Cold front**
Cold air moves under warmer, wetter air. As the warm air rises, its pressure falls and it cools, dropping its water as rain.



◁ **Warm front**
A mass of warm air flows over a block of cold air, forming rain and clouds. Warm fronts move more slowly than cold fronts, resulting in sustained rain.



◁ **Occluded front**
This occurs when the warm air mass is pushed off the ground completely by cooler air. Occluded fronts also produce rain.

SEE ALSO

- ◀ 74–75 Ecosystems
- ◀ 100–101 Changing states
- ◀ 102–103 Gas laws
- ◀ 184 Atmospheric pressure
- ◀ 202 Static discharge
- ◀ 226–227 The Earth

Wind

Wind forms when air rushes from an area of high pressure to an area of low pressure. The bigger the difference between the two pressures, the stronger the wind.

▽ Beaufort wind scale

This scale describes the strength of wind by its effects, so people can judge wind speeds without a measuring device.

Scale	Wind speed km/h (mph)	Strength	Observation
0	0–2 (0–1)	calm	smoke rises vertically
1	3–6 (2–3)	light air	smoke drifts slowly
2	7–11 (4–7)	light breeze	leaves rustle
3	12–19 (8–12)	gentle breeze	small flags fly
4	20–29 (13–18)	moderate breeze	trees toss, dust flies
5	30–39 (19–24)	fresh breeze	small branches sway
6	40–50 (25–31)	strong breeze	large branches sway
7	51–61 (32–38)	near gale	trees in motion
8	62–74 (39–46)	gale	twigs break
9	75–87 (47–54)	strong gale	branches break
10	88–101 (55–63)	storm	trees snap
11	102–119 (64–74)	violent storm	widespread damage
12	120+ (75+)	hurricane	extreme damage

REAL WORLD

Tornado

The fastest winds on Earth are inside tornadoes. They form when a column of spinning air inside a thunderstorm cloud makes contact with the ground. An average tornado is about 80 m (260 ft) across and the air in it moves at 170 km/h (110 mph), sucking objects off the ground, high into the air.



Clouds

Clouds are made of minute water droplets or ice condensed around tiny specks of dust that are blown in the air. Clouds are mostly white because their water droplets scatter a lot of light. When the cloud is filled with water and close to raining, it looks dark gray because it absorbs a lot of light.

▽ **Cloud types**
Below are types of cloud that are defined by their height and appearance.

- 1. Cirrostratus**
These flat and wispy clouds form at high altitudes from ice crystals.
- 2. Cirrus**
Cirrus are high, wispy clouds, and indicate that stormy weather is likely.
- 3. Cirrocumulus**
These high, fluffy clouds means rain is on its way.
- 4. Altostratus**
Sheets of cloud at medium altitudes suggest gray skies and light rain are likely.
- 5. Cumulonimbus**
The largest cloud of all produces thunderstorms.
- 6. Altcumulus**
These fluffy clouds form at a medium height, and indicate a cold front is coming.
- 7. Stratocumulus**
The wide, fluffy clouds are closer to the ground than altcumulus.
- 8. Stratus**
This cloud is characterized by its horizontal shape.
- 9. Nimbostratus**
This is a stratus cloud with rain.
- 10. Cumulus**
These low-level fluffy clouds form in mild weather.
- 11. Fog**
This stratus cloud can touch the ground.



Weather maps

Meteorologists (people who study weather) show the current atmospheric conditions on weather maps. This is a useful tool for forecasting the weather. The map shows the weather fronts and areas of low and high pressure. An expert meteorologist can predict how the front will move, and so figure out what the weather will be like over a particular region.

▷ Pressure gradients

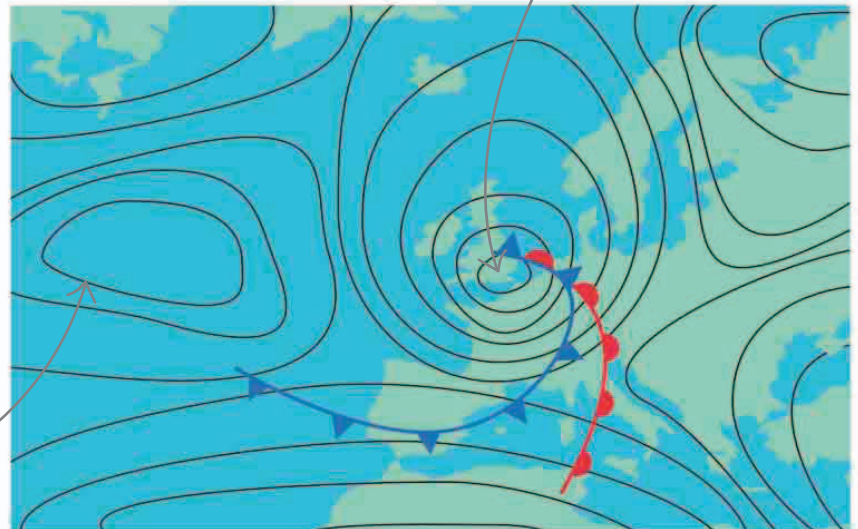
Isobars (the black lines on the map) link places where the atmospheric pressure is the same. The isobars form rings around centers of low and high pressure. The closer the rings are to each other, the stronger the wind.

high-pressure zones, where it is usually cloudless and sunny, are marked by rings of isobars with the highest pressure near the center

Key



low-pressure zones, where there are usually strong winds and rainfall, are marked by rings of isobars with the lowest pressure near the center



Astronomy

ASTRONOMY IS THE SCIENTIFIC STUDY OF STARS AND OTHER OBJECTS IN SPACE.

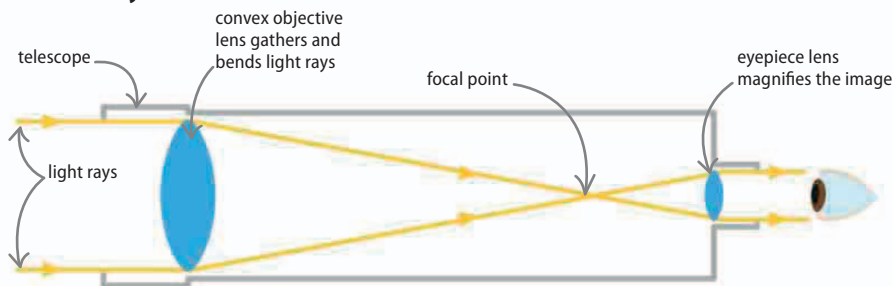
People have been mapping the stars and tracking the movements of planets for thousands of years.

SEE ALSO

◀ 194–195	Electromagnetic waves
◀ 198–199	Optics
The Sun	232–233 ▶
The Solar System I	234–235 ▶
The Solar System II	236–237 ▶
Origins of the Universe	240–241 ▶

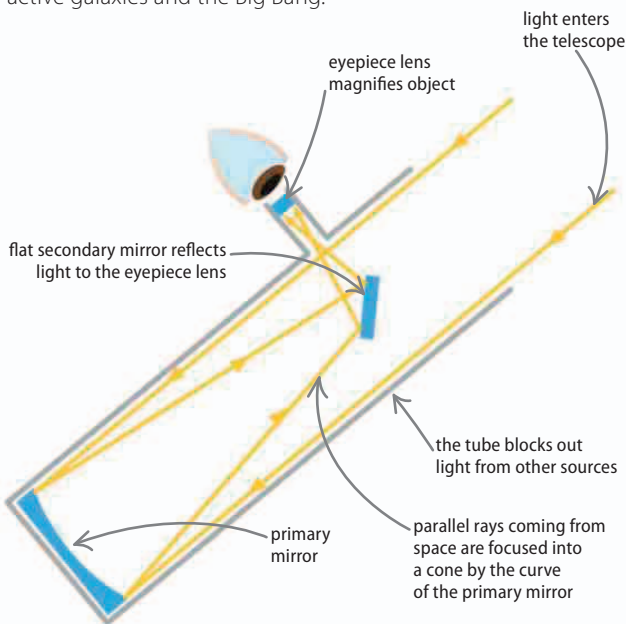
Telescopes

The first telescopes, developed in the early 17th century, gathered light from a distant source and magnified the image using either lenses (in refracting telescopes) or mirrors (in reflecting telescopes). These are called optical telescopes, because they focus light. Today, there also telescopes that reveal other types of radiation invisible to the human eye, such as gamma rays and radio waves. These have led to many important discoveries in astronomy, such as active galaxies and the Big Bang.



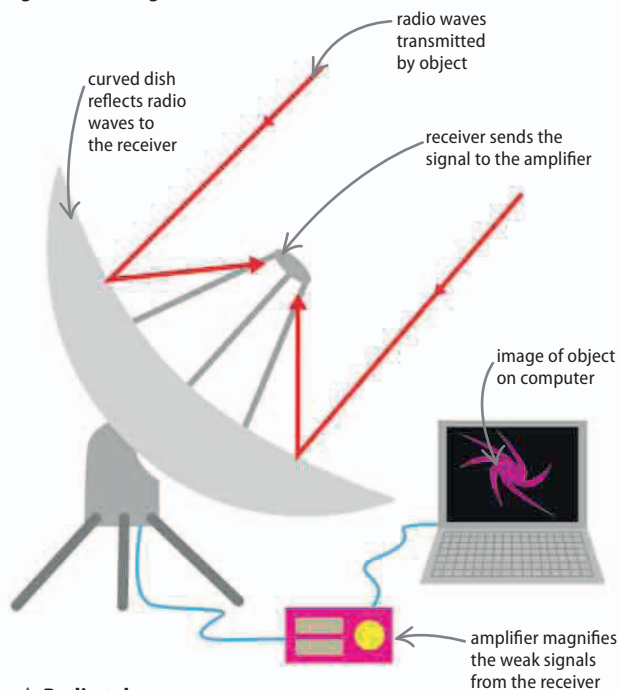
△ Refracting telescope

The large objective lens focuses the rays of light into a small image inside the device. Then an eyepiece lens magnifies the image.



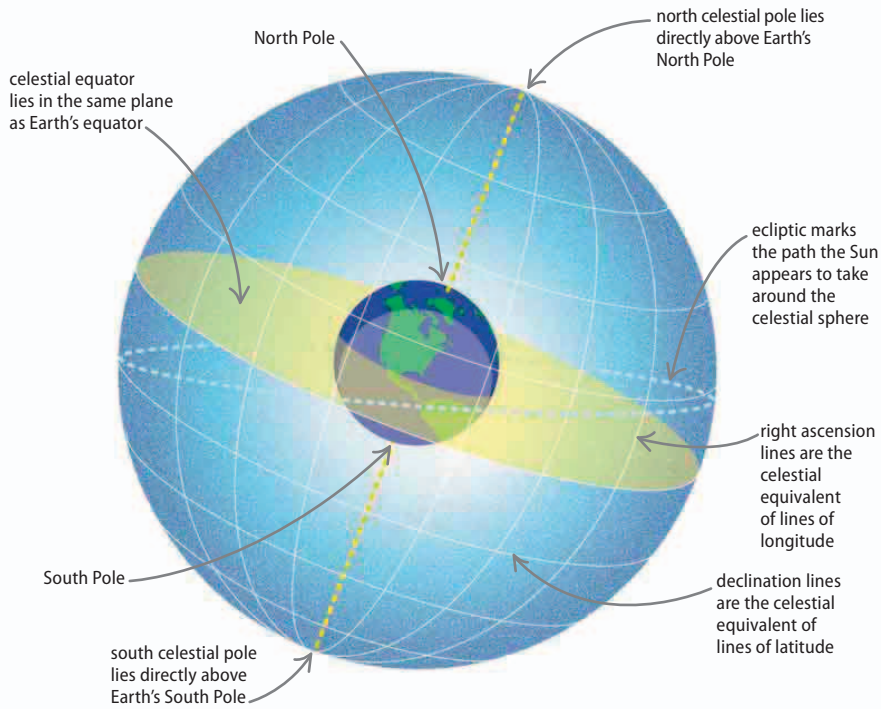
△ Reflecting telescope

This telescope collects light using a curved primary mirror, which reflects and focuses the light onto a flat secondary mirror. This shines the light toward the eyepiece lens, which magnifies the object. The world's most powerful astronomical telescopes are reflecting telescopes, some with mirrors up to 10 m (33 ft) across.



△ Radio telescope

A radio telescope is a huge antenna that picks up the longer wavelengths of radiation coming from space. The radio signals from stars are weak, so a large dish is used to reflect them onto the central receiver. The signals are amplified electronically, and a computer processes them to produce pictures, called radio images.



Celestial sphere

The objects seen in the night's sky are not all the same distance from Earth. The Moon is obviously much closer than Jupiter, but astronomers plot their movements and the positions of all the stars on an imaginary sphere that surrounds Earth. The view of the celestial sphere, as it is called, changes as Earth rotates within it, so stars appear to rise in the east and set in the west, just like the Sun. An observer on Earth can see a maximum of half of the sphere at one time.

◀ Plotting the stars

The Earth's poles and equator are projected onto the celestial sphere. A system of grid lines through the poles, called lines of right ascension, and lines parallel to the equator, called declination lines, means stars can be located by their coordinates.

Spectroscopy


In the laboratory, scientists investigate the chemical elements in hot gases using a technique called spectroscopy. Observing the gases through a spectroscope reveals the different wavelengths of light (see page 196). White light produces a continuous band of colors, but if atoms are present they affect the light and lines of color appear. The atoms of each element have their own unique pattern of lines, called an emission spectrum. Astronomers use spectroscopy to find out what materials are present many light-years away.



emission spectrum of carbon



emission spectrum of hydrogen



emission spectrum of mercury

REAL WORLD

Light-years

Distances in space are so immense that they are measured in light-years, or the distance light travels in a year—slightly more than 9 trillion km (6 trillion miles). The Sun is eight light-minutes away. Voyager 1 (right), the most distant space probe, is 16 light-hours away, while our next nearest star is four light-years out.



The Sun

THE SUN IS OUR NEAREST STAR. ITS HEAT AND LIGHT MAKE ALL LIFE ON EARTH POSSIBLE.

Although 100 times wider than Earth, the Sun is an average star in terms of its size and age. Studying the Sun has helped us understand how other stars in the Universe work.

SEE ALSO

◀ 30–31 Photosynthesis

◀ 126–127 Radioactivity

◀ 194–195 Electromagnetic waves

◀ 224 Solar panels

◀ 226 The seasons

The Solar System I 234–235 ▶

Stars and galaxies 238–239 ▶

Inside the Sun

The Sun is an immense ball of gas 1.4 million km (870,000 miles) wide. It is made up of almost three-quarters hydrogen, about a quarter helium, and small amounts of 65 or so other elements, all held together by gravity. The temperature, density, and pressure of the gas increase toward the center. At the core, nuclear reactions that convert hydrogen to helium are the source of the Sun's energy. The energy radiates out, taking many thousands of years to reach the surface, where it is released into space as light and heat.

Core

The temperature at the center of the Sun is 15.7 million°C (28 million°F).

Radiative zone

In this region, energy slowly radiates from the core towards the convective zone.

Convective zone

Swirling currents of gas carry heat from the top of the radiative zone toward the surface, where they cool and then sink back.

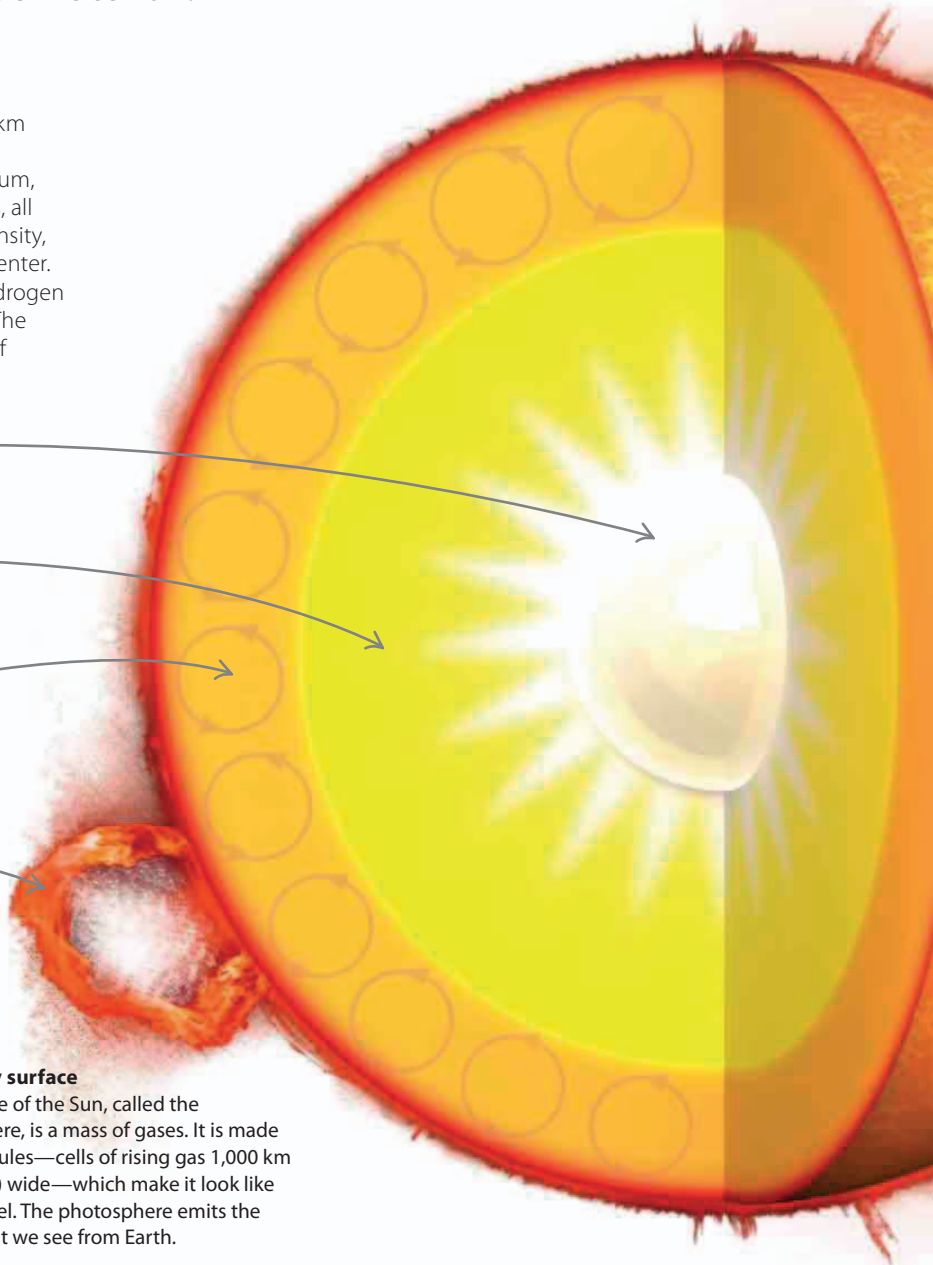
Prominence

These looping clouds of gas can shoot out more than 100,000 km (62,000 miles).

The Sun's mass is about **750 times greater** than all the other objects in the Solar System put together.

▷ Stormy surface

The surface of the Sun, called the photosphere, is a mass of gases. It is made up of granules—cells of rising gas 1,000 km (620 miles) wide—which make it look like orange peel. The photosphere emits the visible light we see from Earth.





Chromosphere

The Sun is surrounded by layers of gas, forming an atmosphere. The inner layer is called the chromosphere. The outer layer is called the corona, and extends into space for millions of kilometers.

Spicules

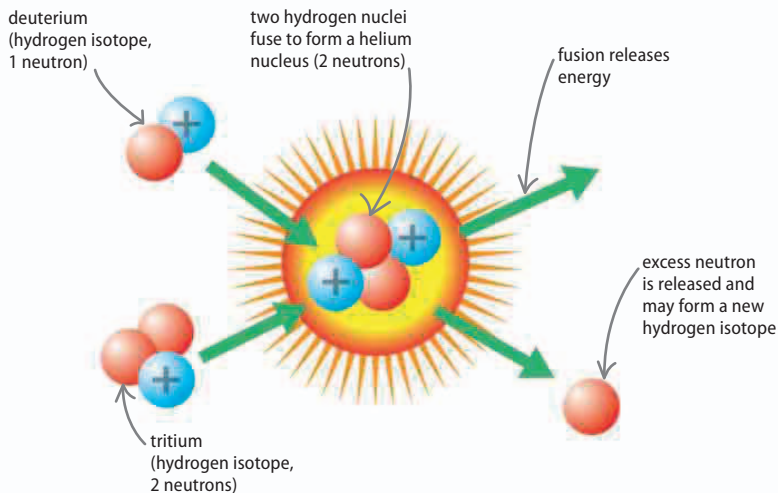
Jets of gas called spicules shoot up to 10,000 km (6,200 miles) from the photosphere for bursts of up to 10 minutes.

Sunspots

These dark areas are around 1,500°C (2,700°F) cooler than the rest of the surface. They occur where magnetism prevents hot gas from reaching the surface.

Nuclear fusion

Nuclear fusion occurs when the nuclei of two atoms fuse (join) together to make a large nucleus and energy is released. Every element is made up of atoms with a different number of protons (positive particles) in the nucleus and neutrons (no charge). Hydrogen, the most common element in the Sun, has one proton and usually no neutrons. However, the heat and pressure in the Sun's core increases the chance for hydrogen isotopes to form, with one or two neutrons. They fuse to form helium.



The **sunspots** on the Sun's surface may last from a few hours to **several weeks**.

△ Activity in the Sun's core

At the Sun's core hydrogen nuclei collide at great speed. The fusion process is complex, but one of the reactions that takes place is shown above. Here, two different hydrogen isotopes (see page 169) fuse to form helium, releasing energy and an excess neutron.

REAL WORLD

Little Ice Age



The number of sunspots rises and falls over an 11-year cycle. It is believed that sunspot activity may affect the climate on Earth. In the late 1600s, there was a long period when few sunspots were recorded, which coincided with a series of very cold winters in Europe that became known as the Little Ice Age. For about 100 years the Thames River, in London, England, froze almost every winter, and frost fairs were held on the thick ice.

The Solar System I

THE SUN AND THE OBJECTS THAT ORBIT IT, INCLUDING THE PLANETS AND SMALLER BODIES, MAKE UP OUR SOLAR SYSTEM.

At the center of the Solar System, the powerful gravitational force of the Sun holds the eight planets in orbit around it.

Scale of the Solar System

Distances in space are so vast that they are hard to imagine. Earth is about 150 million km (93 million miles) from the Sun. To simplify things, astronomers call this distance an astronomical unit (AU)—so Earth is 1 AU from the Sun. Using this scale, Neptune, the furthest planet, is 30 AU from the Sun.

▷ The planets

Each planet in the Solar System has its own features, such as distance from the Sun and number of moons. Every planet also has a different year (the time it takes to orbit the Sun), and length of day (the time it takes to rotate once about its axis).

2. Venus

Diameter: 12,104 km (7,521 miles)
Distance from Sun: 0.7 AU
Year: 225 days
Day: 243 days
Number of moons: 0
Average surface temperature: 464°C (867°F)

1. Mercury

Diameter: 4,879 km (3,031 miles)
Distance from Sun: 0.4 AU
Year: 88 days
Day: 58 days
Number of moons: 0
Average surface temperature: 167°C (333°F)

3. Earth

Diameter: 12,756 km (7,926 miles)
Distance from Sun: 1 AU
Year: 365 days
Day: 24 hours
Number of moons: 1
Average surface temperature: 15°C (59°F)

4. Mars

Diameter: 6,786 km (4,217 miles)
Distance from Sun: 1.5 AU
Year: 687 days
Day: 24.5 hours
Number of moons: 2
Average surface temperature: -63°C (-81°F)

SEE ALSO

◀ 178–179 Gravity

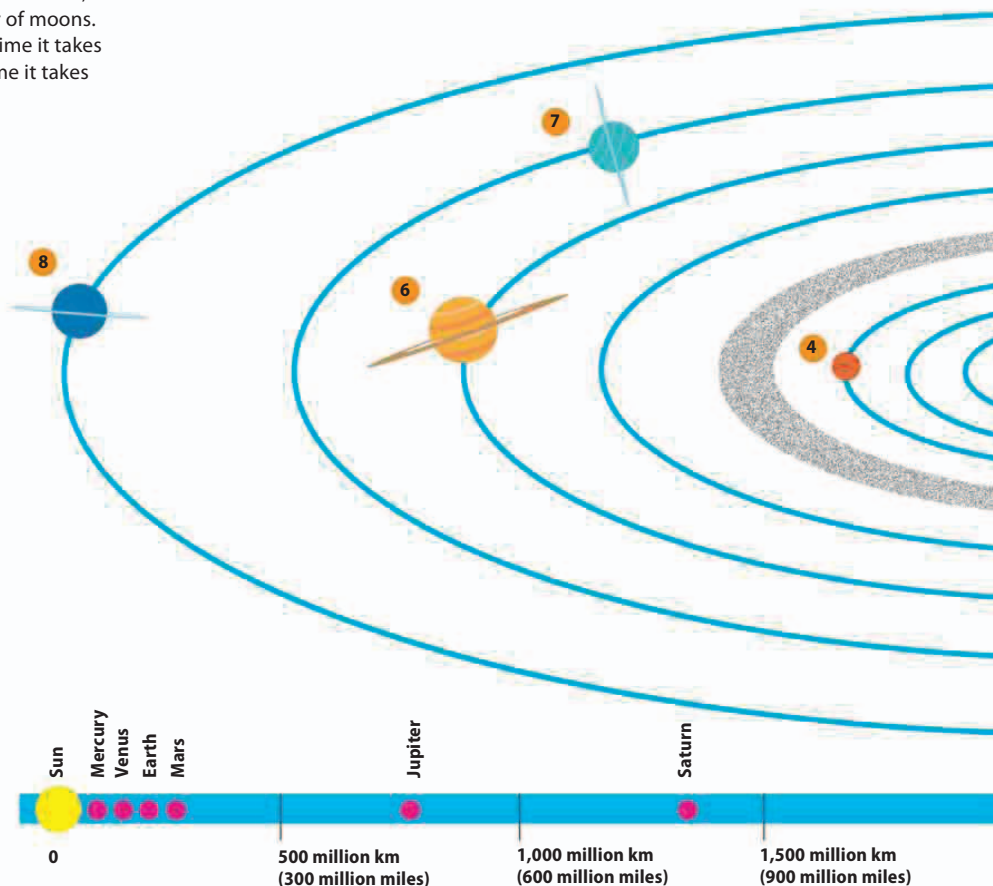
◀ 226–227 The Earth

◀ 232–233 The Sun

The Solar System II

236–237 ▶

The word “planet” comes from the Greek word “**planetos**,” which means “**wanderer**.”



▷ Inner and outer Solar System

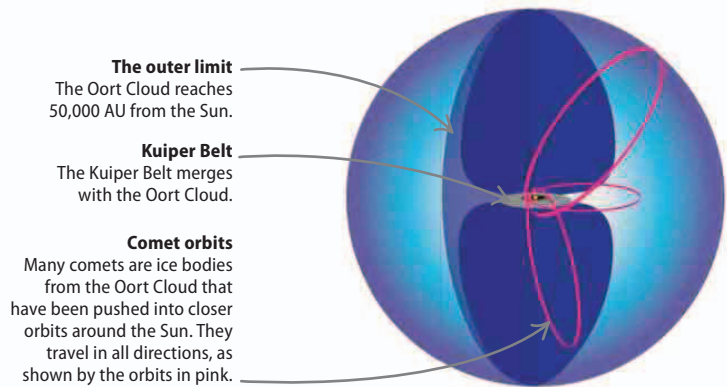
The first four planets—all small and rocky—form the inner Solar System. Beyond the Main Belt, in the outer Solar System, lie the four planets known as the gas giants.

Beyond Neptune

Surrounding the planets is the Kuiper Belt, a region of mainly icy-rocky bodies and a small number of dwarf planets, such as Pluto. Beyond this lies the Oort Cloud, a sphere of yet more ice bodies left over from the formation of the Solar System.

▷ The Oort Cloud

More than one trillion comets make up the Oort Cloud. Its outer edge marks the end of the Solar System.



5. Jupiter

Diameter: 142,984 km (88,846 miles)
Distance from Sun: 5.2 AU
Year: 11.9 years
Day: 10 hours
Number of moons: 63
Cloud-top temperature: -108°C
(-162°F)

6. Saturn

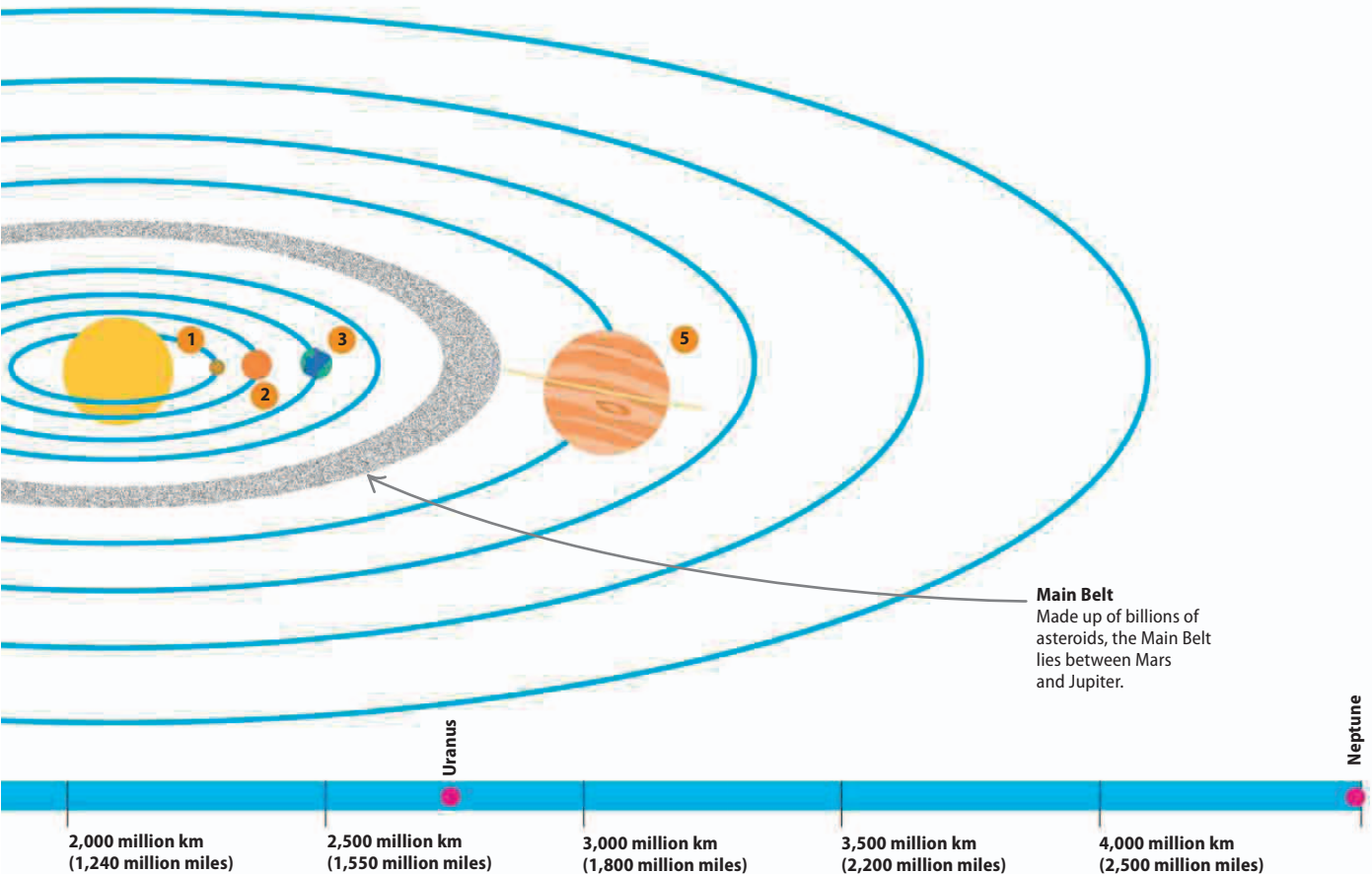
Diameter: 120,536 km (74,897 miles)
Distance from Sun: 9.6 AU
Year: 29.5 years
Day: 10.5 hours
Number of moons: 62
Cloud-top temperature: -139°C
(-218°F)

7. Uranus

Diameter: 51,118 km (31,763 miles)
Distance from Sun: 19.2 AU
Year: 84 years
Day: 17 hours
Number of moons: 27
Cloud-top temperature: -197°C
(-323°F)

8. Neptune

Diameter: 49,528 km (30,775 miles)
Distance from Sun: 30 AU
Year: 165 years
Day: 16 hours
Number of moons: 13
Cloud-top temperature: -201°C
(-330°F)



The Solar System II

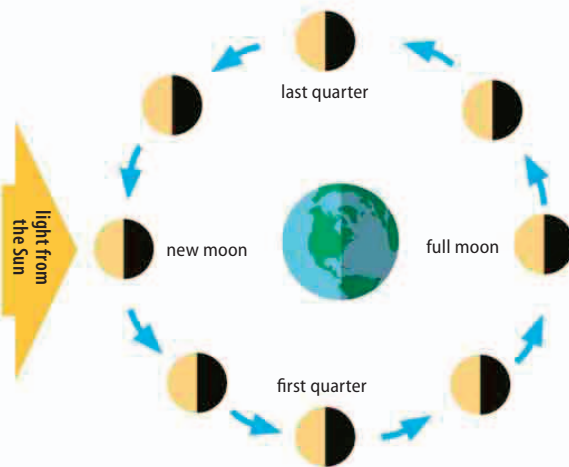
AS WELL AS THE PLANETS, THE GRAVITY OF THE SUN ATTRACTS A HUGE NUMBER OF SMALLER OBJECTS.

Moons orbit most of the planets, including Earth, while smaller bodies, such as comets, follow independent paths.

The Moon

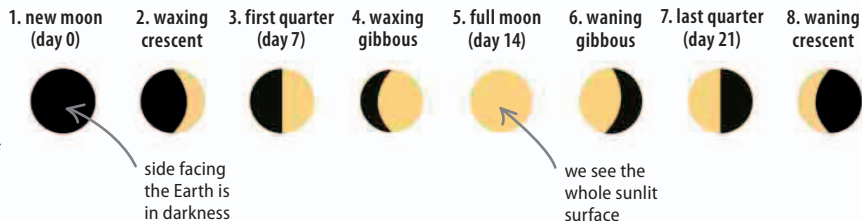
A moon is a body that orbits a planet and there are more than 160 in our Solar System. Earth has just one moon, a cratered ball of rock, which spins as it orbits. The Moon formed when a large asteroid collided with Earth during its formation and some of the debris went into orbit around the Earth, becoming the Moon.

Orbit of the Moon ▷ When we look at the Moon, only the sunlit part is visible. The Moon takes the same amount of time to orbit our planet as to spin once on its axis, so we only ever see one side from Earth. The side we don't see is called the far side of the Moon.



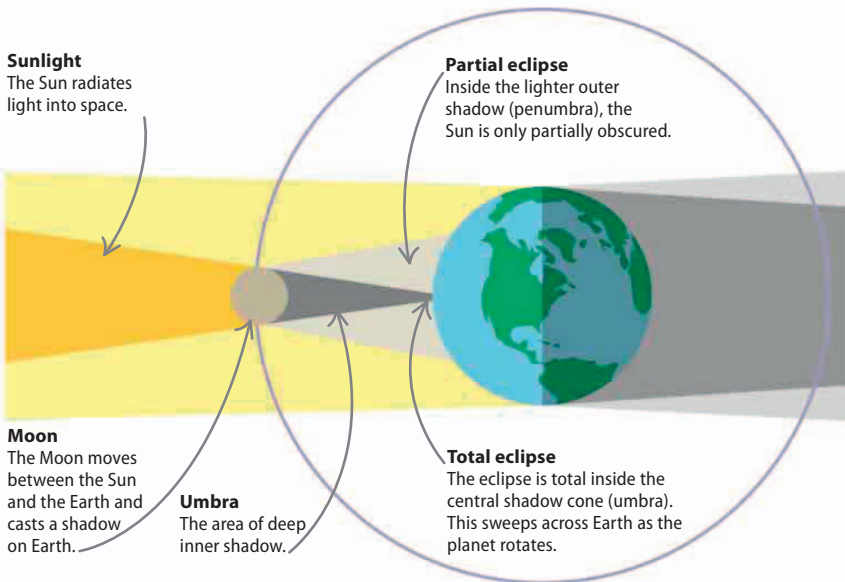
The lunar cycle

Every month the face of the Moon appears to change from a dark shadow, called a new moon, to become a thin, shining crescent, to a full moon, and then back again. This is because, as the Moon orbits Earth, we see more or less of the half of the Moon that is lit by the Sun.



Sunlight

The Sun radiates light into space.



Eclipses

Sometimes, as the Moon orbits Earth, it passes directly in front of the Sun and blocks out the light. This is called a solar eclipse. Sometimes the Moon's path takes it into Earth's shadow, causing a lunar eclipse. When this happens the Moon dims and appears red because the light is bent as it passes through Earth's atmosphere.

◁ Solar eclipse

There are only about three total solar eclipses each year, and each one is only seen from the narrow band of deep shadow, called the umbra, on the Earth's surface. More frequent is a partial solar eclipse, when the Moon's shadow covers just part of the Sun.

SEE ALSO

◀ 232–233 The Sun

◀ 234–235 The Solar System I

Stars and galaxies

238–239 ▶

Dwarf planets

In 1930, a new planet was found beyond the orbit of Neptune. The new body was named Pluto, and it was found to be by far the smallest planet, even smaller than Earth's Moon. By 2005, improved survey techniques had found several bodies similar in size to Pluto in the same area of the Solar System, and one (Ceres) in the Main Belt of asteroids. It was then decided to name objects of this size range dwarf planets, and Pluto became one of them.

▷ Independent bodies

Dwarf planets are independent bodies large enough to have become almost spherical because of their internal gravity, but are too small to be called planets.

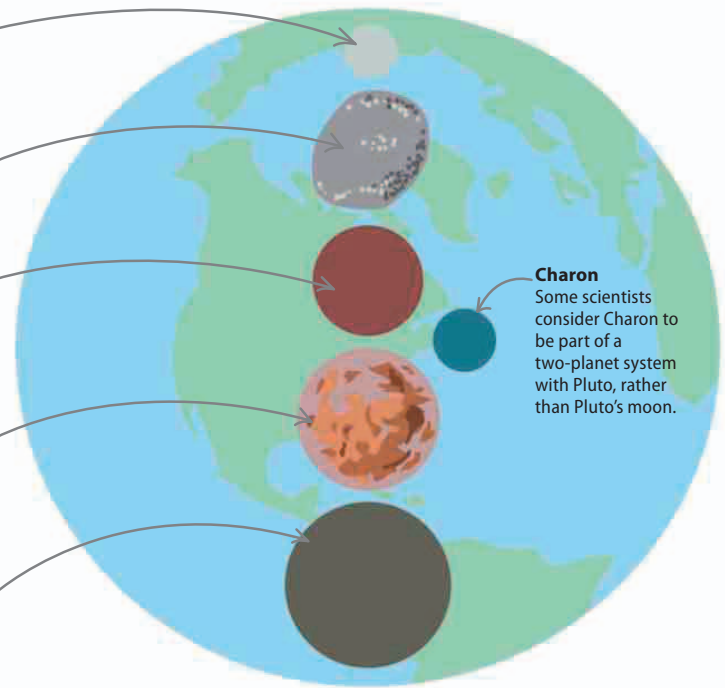
Ceres
This is the largest body in the Main Belt of asteroids. It is made of rock and metal.

Haumea
This misshapen body in the Kuiper Belt is largely made of ice.

Makemake
A very cold ball of ice, this dwarf planet comprises frozen methane, ammonia, and water.

Pluto
Pluto has five moons. The largest is Charon, about half the size of Pluto.

Eris
Discovered in 2005, Eris is currently the largest dwarf planet known.



Comets

Comets are "dirty snowballs" of dust and ice formed at the birth of the Solar System. They have highly elliptical (oval-shaped) orbits. Some travel far beyond Neptune, taking thousands of years to circle the Sun, while others have short paths of just a few years. As a comet nears the Sun it heats up and dust and gas stream out, forming tails millions of kilometers long.



△ Comet tails

When a comet gets closer to the Sun, beyond the orbit of Mars, it becomes active, developing a coma and tails. When the comet travels out of the inner Solar System these disappear again.

REAL WORLD

Meteoroids and meteorites

Meteoroids are chunks of space rock that produce streaks of light, called meteors, as they burn up in Earth's atmosphere. Most are small and around 3,000 tons of space rock hits Earth every year as dust. A meteoroid that survives the atmosphere to land on Earth's surface is called a meteorite and these can form large impact craters. Roter Kamm in Namibia, for example, is more than five million years old, 2.5 km (1.5 miles) wide, and 130 m (425 ft) deep.



Stars and galaxies

GALAXIES ARE HUGE STAR SYSTEMS, MADE UP OF STARS AND LARGE AMOUNTS OF GAS AND DUST.

Our Solar System is just one of billions in our local area, or galaxy. Our galaxy, the Milky Way, is one of hundreds of billions in the Universe.

Astronomical objects

Astronomers estimate that about 6,000 objects can be seen from Earth with the naked eye. Most appear as points of light, but a closer look through a powerful telescope reveals that there is a lot more than just stars and planets out there.




The Sun

Our local star is the source of almost all light and heat reaching Earth. However, it is a very average star, in terms of size and temperature. The next nearest star to Earth is Proxima Centauri, which is 4.2 light-years away.



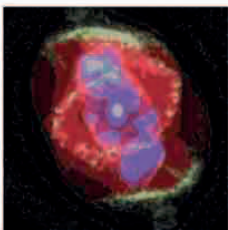
Constellation

Ancient astronomers organized the visible stars into patterns called constellations, most based on images from Greek mythology, such as Ursa Major. Although the stars in a constellation look close together, they are at vastly differing distances from Earth.



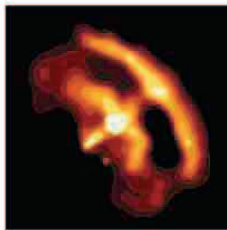
Star cluster

Stars are seldom found alone; most travel either with one or more companions. Pairs are called binary stars. Small groups of stars are called clusters and are made up of stars that formed at the same time, held together in groups by gravity.




Planetary nebula

As some stars grow older they eject their outer layers to become planetary nebulae. The glowing, colored rings of hot gas and dust make stars such as the Cat's Eye Nebula some of the most stunning objects in space. The faint star at the center is known as a white dwarf.




Pulsar

Some dying stars blow apart in a massive explosion called a supernova. The core of the star may collapse to form a small, dense neutron star that emits beams of energy and rotates at amazing speeds. If the beams are detected on Earth, the star is known as a pulsar.



Galaxy

Galaxies are vast star systems that exist in a range of shapes and sizes. The smallest have a few million stars, and the largest, several trillion. Around half of galaxies are spiral-shaped disks, with a central bulge and arms spiraling away from it.



Quasar

Among the most distant of all objects are quasars—young galaxies seething with energy as billions of stars form. Light from distant objects takes many billions of years to reach Earth, so we see quasars as they were when the light left them all that time ago.

SEE ALSO

- ◀ 178–179 Gravity
- ◀ 194–195 Electromagnetic waves
- ◀ 230–231 Astronomy
- ◀ 232–233 The Sun

REAL WORLD

The Milky Way

Our galaxy is called the Milky Way. It is a spiral galaxy, but from Earth we see it as a pale strip across the night sky. The ancient Greeks called this the *galaktikos*, which means “milky path.” The Solar System lies in an outer arm.

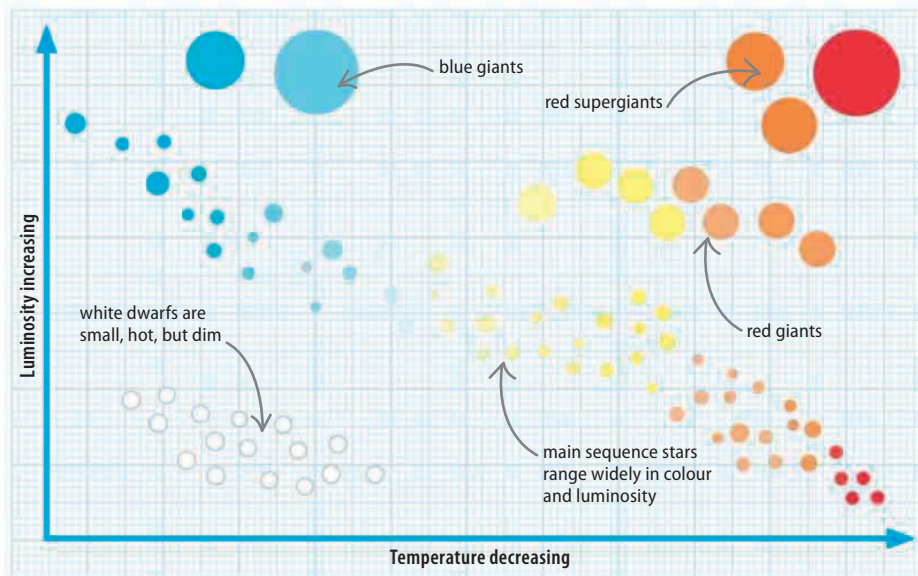


Star types

Stars have a life cycle and, as they age, their characteristics—size, color, luminosity (energy output)—change. Astronomers group stars according to the light they emit. The color of a star's light identifies how hot it is, with blue as the hottest. However, hot stars are not always the brightest. Arranging stars by luminosity and temperature shows they fall into certain groups.

▷ Star groups

When a star first produces energy by nuclear fusion—like our Sun—it is called a main sequence star.

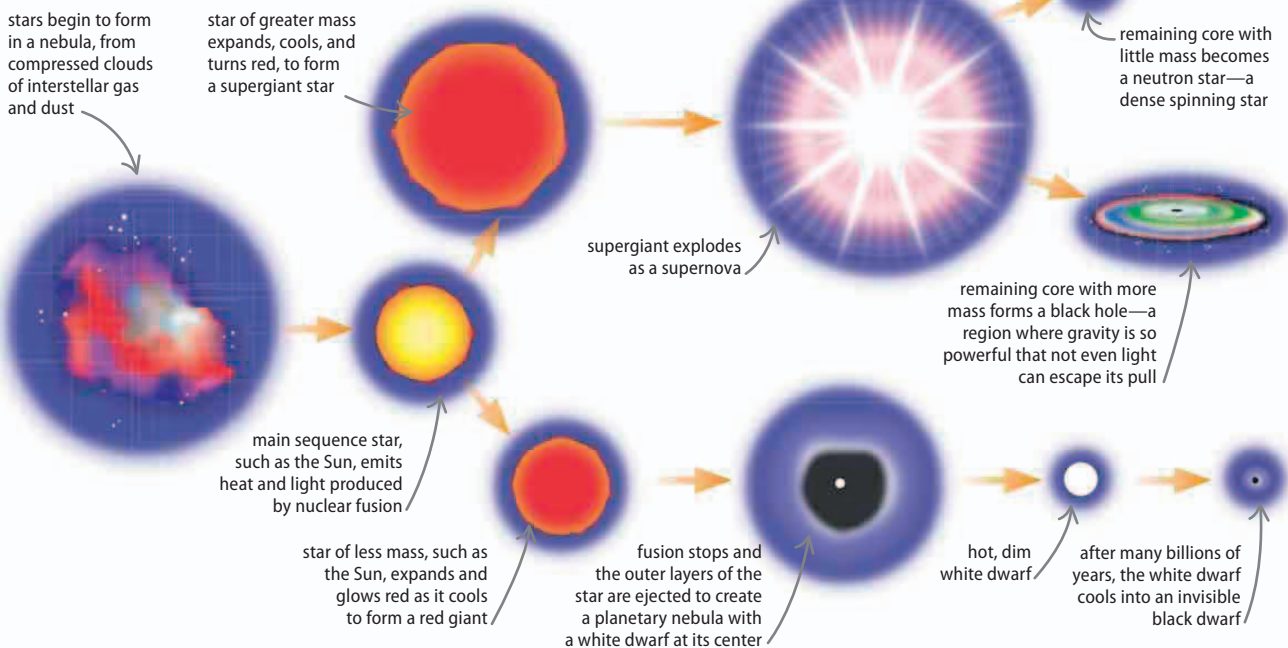


Star life cycle

Stars are born inside great clouds of gas and dust called nebulae. As the clouds collapse, the temperature and pressure rise, and eventually nuclear fusion begins in the star's core. The star then stabilizes on the main sequence of its life. When the fuel runs out, the star dies.

▽ Birth, life, and death

Stars spend around 90 percent of their lives in the main sequence phase. The mass of a star is crucial and will determine what happens to it and when it dies.



Origins of the Universe

THE BIG BANG THEORY EXPLAINS HOW THE UNIVERSE DEVELOPED.

Although nobody knows how the Universe began, evidence suggests that it started with an ancient burst of energy and is still expanding.

The Big Bang theory

In the 1920s, it was discovered that our galaxy and the millions of galaxies that surround it are all moving away from each other because the Universe is expanding. This implies that the galaxies all began close together, billions of years ago. The idea that the Universe started as a hot burst of energy in the distant past was widely accepted once the remains of that energy were observed in the 1960s. In the 13.7 billion years that have passed since the Universe began, that energy has cooled to -270°C (-454°F), and is now known as cosmic microwave background radiation.

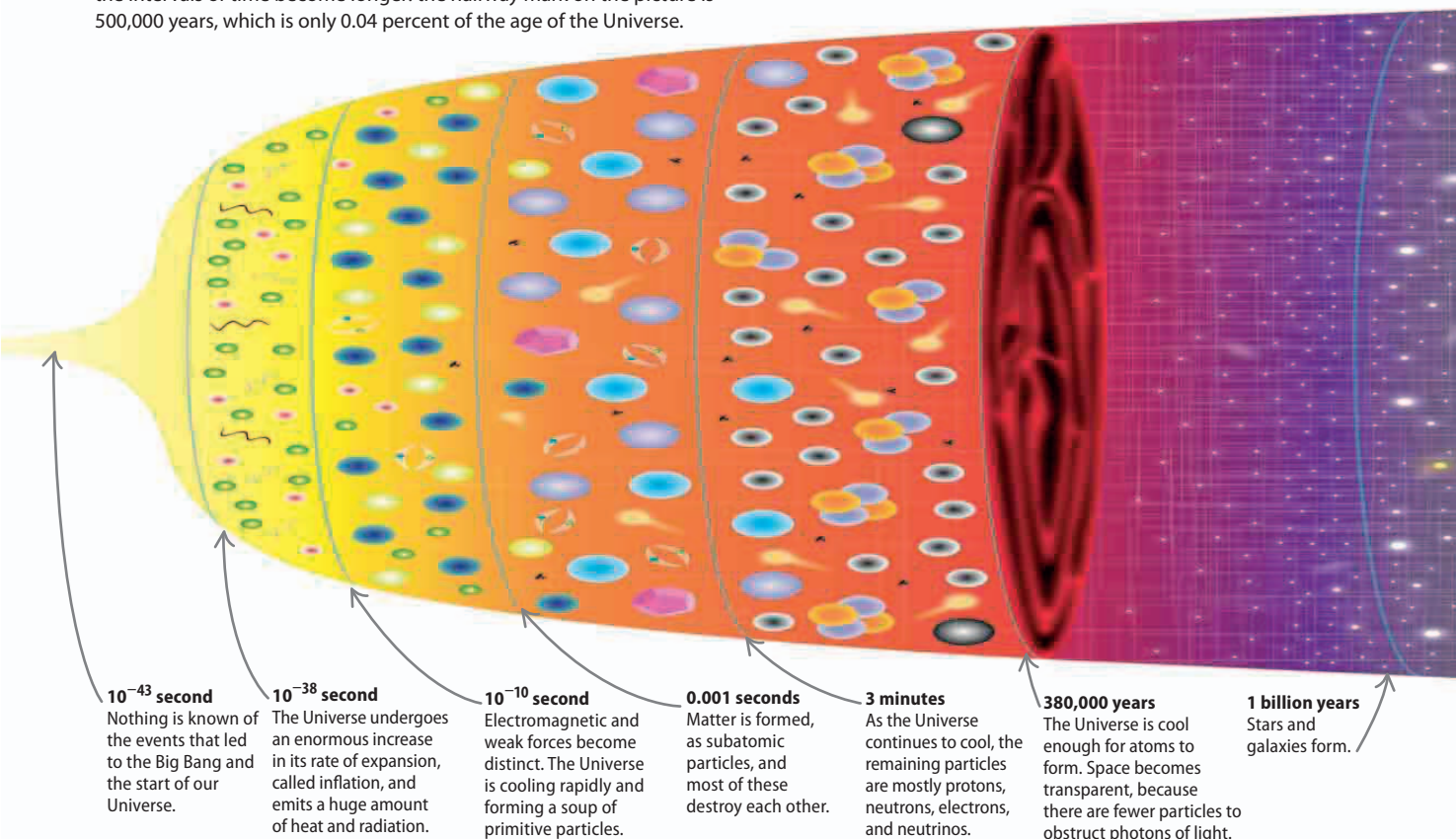
▽ The history of everything

This diagram shows the story of the Universe. Moving from left to right, the intervals of time become longer: the halfway mark on the picture is 500,000 years, which is only 0.04 percent of the age of the Universe.

SEE ALSO

- ◀ 168–169 Inside atoms
- ◀ 170–171 Energy
- ◀ 178–179 Gravity
- ◀ 194–195 Electromagnetic waves
- ◀ 230 Telescopes
- ◀ 231 Spectroscopy
- ◀ 238–239 Stars and galaxies


There are two theories that predict the way in which the Universe may end: it might be **torn to pieces** in a “**Big Rip**,” or become cold and black in a “**Big Chill**.”



REAL WORLD

Cosmic microwave

Microwave radiation from the Big Bang was discovered by accident by radio astronomers who thought the radiation was background noise. Today, satellites have made very detailed maps of the radiation, which show slight temperature variations (shown as different colors below), revealing slight variations in the density of the young Universe.

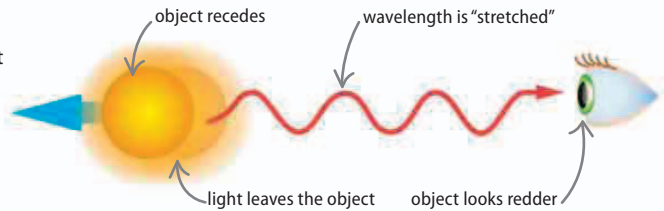


Red shift

Galaxies exist in clusters, and the key piece of evidence for the Big Bang is that these clusters are all moving apart—in other words, the Universe is expanding. Astronomers know this because they can split the light from the galaxies into spectra, which are like rainbows containing lines of light or dark that show the substances present in them. In spectra from distant galaxies, the positions of the lines are all shifted to longer wavelengths—that is, toward the red end of the spectrum.

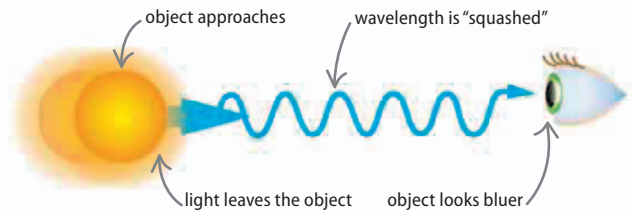
▷ Red shift

The light from a star, galaxy, or other bright object is reddened very slightly if it is moving away from the observer.



▷ Blue shift

When an object approaches the observer, its light shifts the other way, toward the blue end of the spectrum.

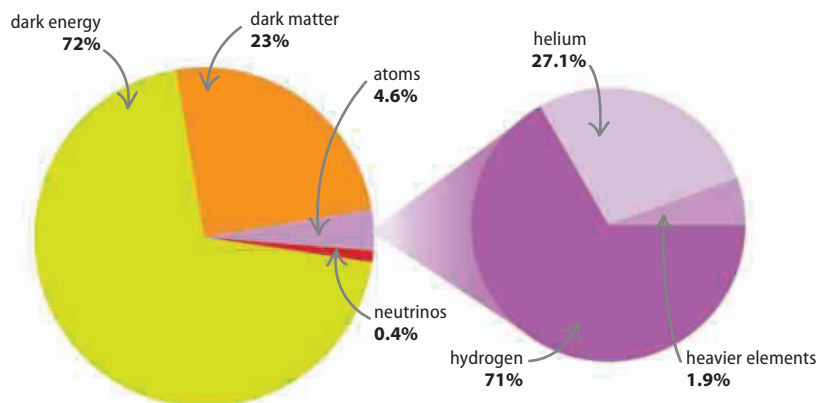


What is out there?

Stars and galaxies are just a tiny part of the total mass of the Universe. Most is made up of forms of matter and energy that cannot be seen. Galaxies contain invisible dark matter, which scientists know is there by observing galaxy behavior. There is also an unknown force accelerating the expansion of the Universe, known as dark energy.


▽ Universal matter

These pie charts show the make-up of the Universe. The atoms that make the stars and galaxies are mainly hydrogen and helium. The additional heavier elements are made within stars. Those beyond iron (see pages 116–117) form when massive stars explode.



Present

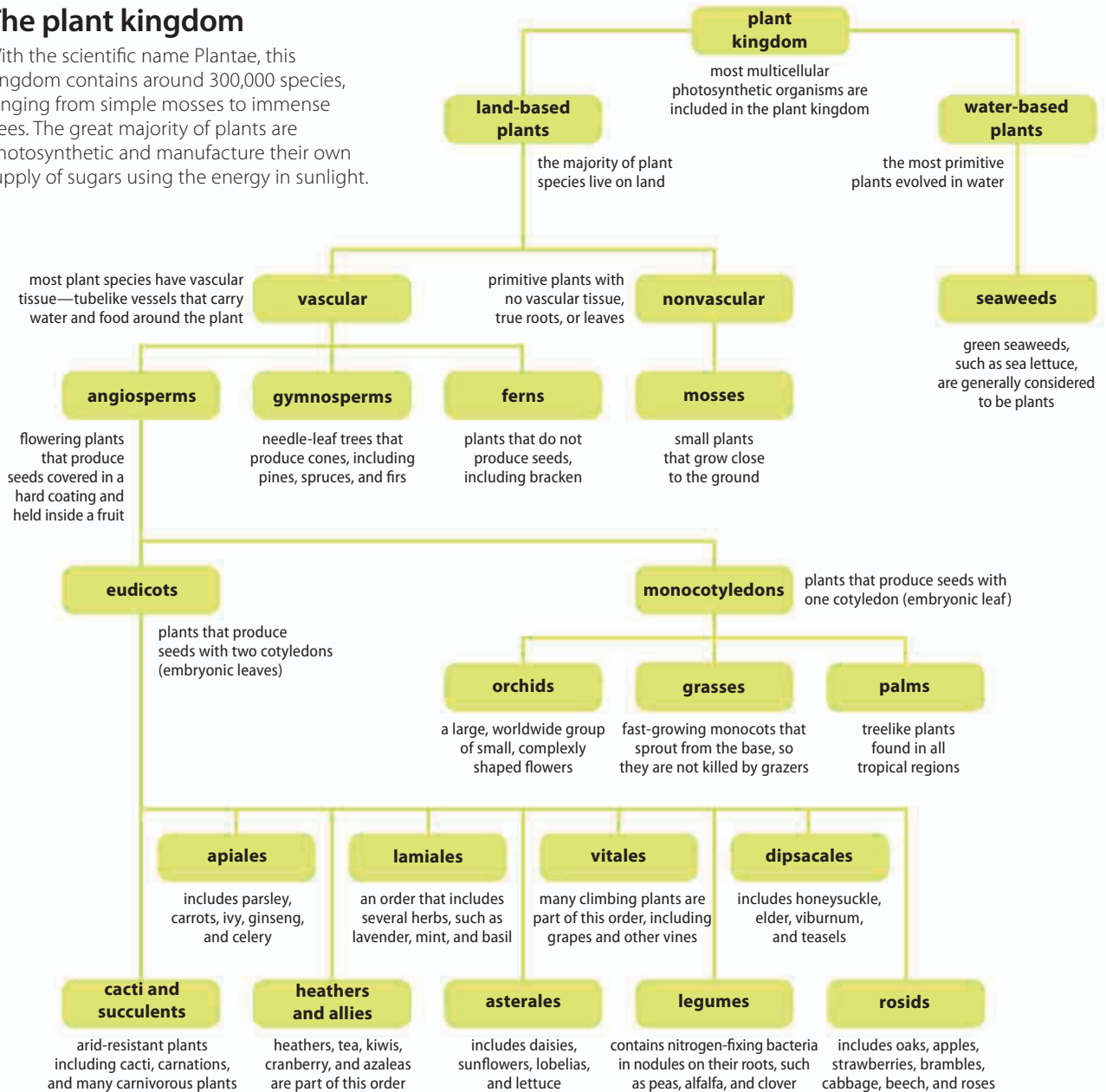
The Universe as it is today, 13.7 billion years old.



Biology reference

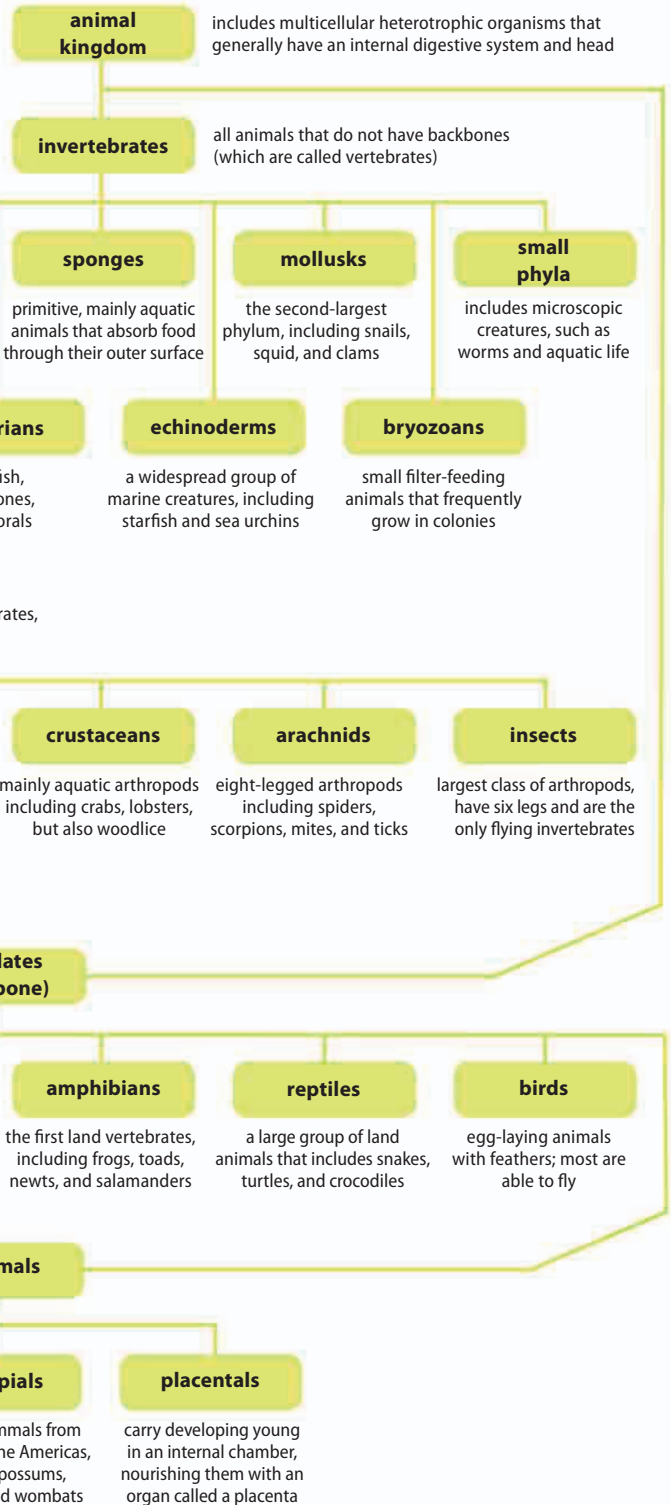
The plant kingdom

With the scientific name Plantae, this kingdom contains around 300,000 species, ranging from simple mosses to immense trees. The great majority of plants are photosynthetic and manufacture their own supply of sugars using the energy in sunlight.



The animal kingdom

With the scientific name of Animalia, this kingdom contains more than a million species—the precise number is unclear. All animals are heterotrophs—they survive by feeding on other living things, using this food for fuel or as a source of raw materials.



Chemistry reference

Melting and boiling points

Every element has a specific melting and boiling point. This is the temperature at which a solid changes into a liquid or a gas respectively. All temperatures are measured at atmospheric pressure. Metals tend to have high melting points, while simple gases have boiling points below room temperature. However, carbon is a nonmetal, but has the highest melting point of all.

LIST OF ELEMENTS

Atomic number	Name/Symbol	Melting point		Boiling point	
		°C	°F	°C	°F
1	hydrogen (H)	-259	-434	-253	-423
2	helium (He)	-272	-458	-269	-452
3	lithium (Li)	179	354	1,340	2,440
4	beryllium (Be)	1,283	2,341	2,990	5,400
5	boron (B)	2,300	4,170	3,660	6,620
6	carbon (C)	3,500	6,332	4,827	8,721
7	nitrogen (N)	-210	-346	-196	-321
8	oxygen (O)	-219	-362	-183	-297
9	fluorine (F)	-220	-364	-188	-306
10	neon (Ne)	-249	-416	-246	-410
11	sodium (Na)	98	208	890	1,634
12	magnesium (Mg)	650	1,202	1,105	2,021
13	aluminum (Al)	660	1,220	2,467	4,473
14	silicon (Si)	1,420	2,588	2,355	4,271
15	phosphorus (P)	44	111	280	536
16	sulfur (S)	113	235	445	832
17	chlorine (Cl)	-101	-150	-34	-29
18	argon (Ar)	-189	-308	-186	-303
19	potassium (K)	64	147	754	1,389
20	calcium (Ca)	848	1,558	1,487	2,709
21	scandium (Sc)	1,541	2,806	2,831	5,128
22	titanium (Ti)	1,677	3,051	3,277	5,931
23	vanadium (V)	1,917	3,483	3,377	6,111
24	chromium (Cr)	1,903	3,457	2,642	4,788
25	manganese (Mn)	1,244	2,271	2,041	3,706
26	iron (Fe)	1,539	2,802	2,750	4,980
27	cobalt (Co)	1,495	2,723	2,877	5,211
28	nickel (Ni)	1,455	2,641	2,730	4,950

LIST OF ELEMENTS

Atomic number	Name/Symbol	Melting point		Boiling point	
		°C	°F	°C	°F
29	copper (Cu)	1,083	1,981	2,582	4,680
30	zinc (Zn)	420	788	907	1,665
31	gallium (Ga)	30	86	2,403	4,357
32	germanium (Ge)	937	1,719	2,355	4,271
33	arsenic (As)	817	1,503	613	1,135
34	selenium (Se)	217	423	685	1,265
35	bromine (Br)	-7	19	59	138
36	krypton (Kr)	-157	-251	-152	-242
37	rubidium (Rb)	39	102	688	1,270
38	strontium (Sr)	769	1,416	1,384	2,523
39	yttrium (Y)	1,522	2,772	3,338	6,040
40	zirconium (Zr)	1,852	3,366	4,377	7,911
41	niobium (Nb)	2,467	4,473	4,742	8,568
42	molybdenum (Mo)	2,610	4,730	5,560	10,040
43	technetium (Tc)	2,172	3,942	4,877	8,811
44	ruthenium (Ru)	2,310	4,190	3,900	7,052
45	rhodium (Rh)	1,966	3,571	3,727	6,741
46	palladium (Pd)	1,554	2,829	2,970	5,378
47	silver (Ag)	962	1,764	2,212	4,014
48	cadmium (Cd)	321	610	767	1,413
49	indium (In)	156	313	2,028	3,680
50	tin (Sn)	232	450	2,270	4,118
51	antimony (Sb)	631	1,168	1,635	2,975
52	tellurium (Te)	450	842	990	1,814
53	iodine (I)	114	237	184	363
54	xenon (Xe)	-112	-170	-107	-161
55	cesium (Cs)	29	84	671	1,240
56	barium (Ba)	725	1,337	1,640	2,984

LIST OF ELEMENTS

Atomic number	Name/Symbol	Melting point		Boiling point	
		°C	°F	°C	°F
57	lanthanum (La)	921	1,690	3,457	6,255
58	cerium (Ce)	799	1,470	3,426	6,199
59	praseodymium (Pr)	931	1,708	3,512	6,354
60	neodymium (Nd)	1,021	1,870	3,068	5,554
61	promethium (Pm)	1,168	2,134	2,700	4,892
62	samarium (Sm)	1,077	1,971	1,791	3,256
63	europium (Eu)	822	1,512	1,597	2,907
64	gadolinium (Gd)	1,313	2,395	3,266	5,911
65	terbium (Tb)	1,356	2,473	3,123	5,653
66	dysprosium (Dy)	1,412	2,574	2,562	4,644
67	holmium (Ho)	1,474	2,685	2,695	4,883
68	erbium (Er)	1,529	2,784	2,863	5,185
69	thulium (Tm)	1,545	2,813	1,947	3,537
70	ytterbium (Yb)	819	1,506	1,194	2,181
71	lutetium (Lu)	1,663	3,025	3,395	6,143
72	hafnium (Hf)	2,227	4,041	4,602	8,316
73	tantalum (Ta)	2,996	5,425	5,427	9,801
74	tungsten (W)	3,410	6,170	5,660	10,220
75	rhenium (Re)	3,180	5,756	5,627	10,161
76	osmium (Os)	3,045	5,510	5,090	9,190
77	iridium (Ir)	2,410	4,370	4,130	7,466
78	platinum (Pt)	1,772	3,222	3,827	6,921
79	gold (Au)	1,064	1,947	2,807	5,080
80	mercury (Hg)	-39	-38	357	675
81	thallium (Tl)	303	577	1,457	2,655
82	lead (Pb)	328	622	1,744	3,171
83	bismuth (Bi)	271	520	1,560	2,840
84	polonium (Po)	254	489	962	1,764

LIST OF ELEMENTS

Atomic number	Name/Symbol	Melting point		Boiling point	
		°C	°F	°C	°F
85	astatine (At)	300	572	370	698
86	radon (Rn)	-71	-96	-62	-80
87	francium (Fr)	27	81	677	1,251
88	radium (Ra)	700	1,292	1,200	2,190
89	actinium (Ac)	1,050	1,922	3,200	5,792
90	thorium (Th)	1,750	3,182	4,787	8,649
91	protactinium (Pa)	1,597	2,907	4,027	7,281
92	uranium (U)	1,132	2,070	3,818	6,904
93	neptunium (Np)	637	1,179	4,090	7,394
94	plutonium (Pu)	640	1,184	3,230	5,850
95	americium (Am)	994	1,821	2,607	4,724
96	curium (Cm)	1,340	2,444	3,190	5,774
97	berkelium (Bk)	1,050	1,922	710	1,310
98	californium (Cf)	900	1,652	1,470	2,678
99	einstienium (Es)	860	1,580	996	1,825
100	fermium (Fm)	unknown		unknown	
101	mendelevium (Md)	unknown		unknown	
102	nobelium (No)	unknown		unknown	
103	lawrencium (Lr)	unknown		unknown	
104	rutherfordium (Rf)	unknown		unknown	
105	dubnium (Db)	unknown		unknown	
106	seaborgium (Sg)	unknown		unknown	
107	bohrium (Bh)	unknown		unknown	
108	hassium (Hs)	unknown		unknown	
109	meitnerium (Mt)	unknown		unknown	
110	darmstadtium (Ds)	unknown		unknown	
111	roentgenium (Rg)	unknown		unknown	
112	copernicium (Cn)	unknown		unknown	

Human elements

The human body contains 25 different chemical elements. Most are found in just tiny amounts. About two-thirds of the body is made of water (H₂O), and almost all of the rest is made up of carbon, nitrogen, calcium, and phosphorus atoms.

▷ Human elements

This chart shows the proportion of elements in the body by their mass—so 65 percent of body weight is made up of oxygen atoms, and so on.



Key

- Oxygen 65%
- Carbon 18%
- Hydrogen 10%
- Nitrogen 3%
- Calcium 1.5%
- Phosphorus 1%
- Sulfur 0.25%
- Sodium 0.15%
- Chlorine 0.15%
- Others 0.7%

Physics reference

SI units

All scientists use seven basic units of measurement, known as the SI base units, listed below. "SI" stands for "Système International." The units are maintained by experts in the headquarters, located in Paris, France.

SI UNITS		
Unit	Symbol	Quantity measured
meter	m	unit of length, defined as the distance light travels through a vacuum in $1/299,792,458$ th of a second
kilogram	kg	unit of mass, defined by the International Standard Kilogram made of a platinum-iridium alloy in Paris, France
second	s	unit of time, defined in terms of the frequency of a type of light radiated by a cesium atom
ampere	A	unit of electrical current, defined by the attraction force between two parallel conductors that are conducting one ampere
kelvin	K	unit on a scale of temperature that begins at absolute zero: 0 Kelvin or 459.67°F (-273.15°C)
candela	cd	a measure of luminous intensity (how powerful a light source is); one candle has a luminous intensity of one candela
mole	mol	a unit of quantity of a substance (generally very small particles such as atoms and molecules); one mole is made up of 6.02×10^{23} objects (atoms or molecules)

Derived SI units

This table contains just a few units that are derived from combinations of the seven base SI units. Nevertheless these units are very widely used and have been given their own names.

SI UNITS		
Unit	Symbol	Quantity measured
becquerel	Bq	unit of radioactive decay; the quantity of material in which one nucleus decays per second
Celsius	$^\circ\text{C}$	unit of temperature, with the same magnitude as a Kelvin, but zero is at water's freezing point
coulomb	C	closely related to an ampere, this is the quantity of charge carried each second by a current of one ampere
farad	F	unit of capacitance, which is a capacitor's ability to store charge
hertz	Hz	unit of frequency; the number of cycles or repeating events per second
joule	J	amount of energy transferred when a force of one newton is applied over one meter
newton	N	unit of force required to increase the velocity of a mass by 1 kg by 1 m per second every second
ohm	Ω	unit of resistance; a one ohm resistor allows a current of one ampere to flow when one volt is applied across it
pascal	Pa	unit of pressure; a pascal is a force of one newton applied across an area of one square meter
volt	V	unit of potential difference and the force that pushes electric current
watt	W	unit of power (the rate at which energy is expended); calculated as joules per second

Formulas

Physicists calculate unknown quantities using formulas, in which known quantities are combined in specific ways. Formulas can be rearranged according to which quantity needs to be calculated. Here are some of the main formulas.

PHYSICS FORMULAS		
Quantity	Description	Formula
Current	$\frac{\text{voltage}}{\text{resistance}}$	$I = \frac{V}{R}$
Voltage	current x resistance	$V = IR$
Resistance	$\frac{\text{voltage}}{\text{current}}$	$R = \frac{V}{I}$
Power	$\frac{\text{work}}{\text{time}}$	$P = \frac{W}{t}$
Time	$\frac{\text{distance}}{\text{velocity}}$	$t = \frac{d}{v}$
Distance	velocity x time	$d = vt$
Velocity	$\frac{\text{displacement (distance in a given direction)}}{\text{time}}$	$v = \frac{d}{t}$
Acceleration	$\frac{\text{final velocity} - \text{initial velocity}}{\text{time}}$	$a = \frac{v_2 - v_1}{t}$
Force	mass x acceleration	$F = ma$
Momentum	mass x velocity	$p = mv$
Pressure	$\frac{\text{force}}{\text{area}}$	$p = \frac{F}{A}$
Density	$\frac{\text{mass}}{\text{volume}}$	$\rho = \frac{m}{V}$
Volume	$\frac{\text{mass}}{\text{density}}$	$V = \frac{m}{\rho}$
Mass	volume x density	$m = V\rho$
Area	length x width	$A = lw$
Kinetic energy	$\frac{1}{2}$ mass x square of velocity	$E_k = \frac{1}{2}mv^2$
Weight	mass x acceleration due to gravity	$W = mg$
Work done	force x distance moved in direction of force	$W = Fs$

The planets

This table gives some basic information on the planets of the Solar System plus the number of observed moons that orbit them. The inner planets have rocky surfaces, while the larger outer planets are mainly made of gases and ice.

PLANETS AND MOONS		
Planet	Description	Number of known moons
Mercury	rock, metal	0
Venus	rock, metal	0
Earth	rock, metal	1
Mars	rock, metal	2
Jupiter	gas, ice, rock	63
Saturn	gas, ice, rock	62
Uranus	gas, ice, rock	27
Neptune	gas, ice, rock	14

Earth's vital statistics

Our planet is the largest rocky planet in the Solar System. Many of the units scientists use to measure the Universe are based on the size and motion of the planet.

Average diameter	12,756 km (7,928 miles)
Average distance from Sun: km (miles)	149.6 million (93 million)
Average orbital speed around Sun: km (miles)	29.8 km/s (18.5 mps)
Sunrise to sunrise (at the Equator)	24 hours
Mass	5.98×10^{24} kg
Volume	1.08321×10^{12} km ³
Average density (water = 1)	5.52 g/cm ³
Surface gravity	9.81 m/s ²
Average surface temperature	15°C (59°F)
Ratio of water to land	70:30

Glossary

AC (alternating current)

AC is an electrical current that repeatedly changes in direction.

acceleration

An increase or decrease in an object's velocity (speed) due to a force being applied to it.

acid

A compound that breaks up into a negative ion and one or more positive hydrogen ions, which react easily with other substances.

activation energy

The energy needed to start a chemical reaction.

air resistance

A force that pushes against an object that is moving through the air, slowing it down; also called drag.

algae

Plantlike organisms that live in water or damp habitats; in general, they are single-celled.

alkali

A compound that dissociates into negative hydroxide (OH) ions and a positive ion; alkalis react easily with acids.

allotrope

A variant form of an element; for example, carbon can occur as graphite or diamond; while allotropes look different and have various physical properties, they all have identical chemical properties.

alloy

A mixture of two or more metals, or a metal and a nonmetal.

amplitude

The height of a wave.

anatomy

The science that studies the structure of living bodies to discover how they work.

anion

A negatively charged ion formed when an atom or group of atoms gains one or more electrons.

arthropod

A member of the largest animal phylum, which includes spiders, insects, and crustaceans.

atmosphere

A blanket of gases that surrounds a planet, moon, or star.

atom

The smallest unit of an element.

atomic number

The number of protons located in the nucleus of an atom; every element has atoms with a unique atomic number.

attraction

A force that pulls things together; opposite of repulsion.

bacteria (singular: bacterium)

Single-celled organisms that form a distinct kingdom of life; compared to other cells, bacterial cells are small and lack organelles.

base

An ionic compound that reacts with an acid.

biomass

A way of measuring the total mass of living things in a certain region; a useful way of comparing different types of organism in an ecosystem.

boiling point

The temperature at which a heated substance changes from

a liquid into a gas; when the gas is cooled, it will condense into a liquid at this same temperature.

buoyancy

The tendency of a solid to float or sink in liquids.

capillary

A small blood vessel that delivers oxygen to body cells.

catalyst

A substance that lowers the activation energy of a chemical reaction, making the reaction occur much more rapidly.

cations

Positively charged ions, which form from atoms (or molecules) that lose one or more electrons.

cell

The smallest unit of a living body.

cellulose

A complex carbohydrate that makes up the wall that surrounds all plant cells.

chemical

A pure substance that has distinct properties.

chlorophyll

The green-colored compound that collects the energy in sunlight so it can be used to react with carbon dioxide and water to make sugar during photosynthesis.

chromosome

A structure in the nucleus of cells that is used to store coils of DNA.

circuit

A series of components (such as light bulbs) connected between the poles of a battery or other power source so an electric current runs through them.

combustion

A chemical process in which a substance reacts with oxygen, releasing heat and flames.

compound

A chemical that is made up of the atoms of two or more elements bonded together.

compression

Squeezing or pushing a substance into a smaller space.

concave

Having a curved surface that resembles the inside of a circle or sphere.

concentration

The amount of one substance mixed into a known volume of another.

condense

To turn from a gas to a liquid; for example, steam condenses into water.

conduction

The process by which energy is transferred through a substance. The energy being transferred is thermal (heat), acoustic, or electrical.

convection

A process that transfers heat through a liquid or gas, with warm areas rising and cooler ones sinking, thus creating a circulating current.

convex

Having a curved surface that resembles the outside of a circle or sphere.

current

A flow of a substance; electrical currents are a flow of electrons or other charged particles.

DC

Short for “direct current,” an electric current that flows in one direction continuously.

deceleration

A decrease in velocity that occurs when a force pushes against a moving object in the opposite direction to its direction of motion.

decomposition

To break up into two or more simpler ingredients.

deformation

To be changed in shape by a force, such as being stretched, bent, or squeezed.

density

A quantity of how much matter is held within a known volume of a material.

diffraction

A behavior of waves, in which a wave spreads out in a number of directions after it passes through a small gap, with a width similar to its wavelength.

dipole

A molecule with two poles: one negative and one positive.

displacement

The moving aside of part of a medium by an object placed in that medium. Or the distance between one point and another.

distillation

A process that separates liquid mixtures by boiling away each component in turn, then cooling them back into pure liquids.

DNA

Short for “deoxyribonucleic acid,” a complex chained molecule that carries genetic code, the instructions that a cell—and entire body—uses to make copies of itself.

drag

The resistance force formed when an object pushes through a fluid, such as air or water.

dynamic equilibrium

When a reversible reaction takes place at the same rate in both directions so, even though it is continuing in both directions, the overall quantities of the materials involved stay constant.

eclipse

An eclipse occurs when the Earth, Sun, and Moon line up, blocking out the view of one of the objects. In a solar eclipse, the Moon covers up the Sun as seen from Earth. In a lunar eclipse, the Earth sits between the Sun and the Moon.

ecosystem

A collection of living organisms that share a habitat and are reliant on each other for survival.

elasticity

The property of an object that allows it to change shape when forced to but return to its original form when the force is removed.

electrolysis

Dividing compounds into simpler substances using the energy in electricity.

electrolyte

A liquid that conducts electricity.

electromagnet

A magnet that can be turned on by running an electric current through it.

electron

A negatively charged particle that is located around the outside of an atom.

electronics

A field of science and technology that involves using semiconductors to make components for circuits.

element

A natural substance that cannot be divided or simplified into raw ingredients. There are around 90 natural elements on Earth.

endothermy

The ability of an animal to maintain a constant body temperature using energy burned from its food to heat or cool the body.

energy

Energy is what allows things to happen. For example, chemical energy in food allows us to live and move.

enzyme

A protein that is used to control a chemical reaction or other process taking place inside a living body.

evaporate

To turn from a liquid to a gas, such as a puddle drying out.

evolve

A change in the characteristics of a species due to its environment; evolution is driven by a process called natural selection.

exoskeleton

Hard tissue that forms the outer surface of a body, giving shape and structure to it.

exothermic

Describing an animal that does not maintain a constant body temperature but allows it to fluctuate with that of the surroundings.

fat

A solid lipid—a biological material that is used to store energy, insulate nerves, and form membranes. Liquid lipids are called oils.

filtration

The process of passing a substance through a filter to remove solid particles.

fission

Breaking apart; nuclear fission involves radioactive atoms splitting in two, releasing a huge amount of energy.

force

The means that causes a mass to change its momentum.

fossil fuel

A substance that burns easily, releasing heat formed from the remains of ancient plants and other organisms; fossil fuels include coal, natural gas, and oil.

friction

A force that occurs between moving objects, where the surfaces rub against each other, opposing their movement.

fusion

Joining together; nuclear fusion involves two small atoms fusing into a single larger one, releasing huge amounts of energy.

gene

A coded instruction for making a certain body feature that is passed from parent to offspring; the code is stored as a DNA molecule and is translated into proteins, each of which performs a specific job.

generator

A device for converting rotational motion into electric current.

gills

A breathing organ that takes oxygen from the water and releases carbon dioxide. Gills are used by fish and many underwater creatures.

gland

An organ in the body that secretes chemicals in large quantities; endocrine glands release chemicals into the blood stream, exocrine glands secrete onto the surface of the body.

glucose

A simple carbohydrate, or sugar, made by the process of photosynthesis and then used by cells as a source of energy.

gravity

A force that acts between all masses and which tends to pull them together.

habitat

The place where organisms live; every habitat has specific conditions, such as supply of water, range of temperatures, and amount of light.

half-life

The period of time that it takes for a sample of a radioactive element to halve in mass by decaying into other elements.

hormone

A chemical messenger that travels through the bloodstream to control certain life processes; hormones include epinephrine, insulin, and estrogen.

hydrocarbon

A compound composed largely, if not entirely, from hydrogen and carbon.

immiscible

A property where two liquids will not mix with each other because their molecules push away from each other.

indicator

A substance that changes color with pH, the measure of acidity.

induction

The process by which the energy of a moving conductor is converted into an electrical current when it passes through a magnetic field.

inertia

A mass's resistance to changing its state of motion.

insulation

A material with the function of stopping heat moving from a warm object to a colder one; animal insulation, such as hair or blubber, is used to save energy.

interference

The mixing of two or more light waves to produce new, different ones.

invertebrate

An animal with no backbone. Most animals are invertebrates, but are nevertheless not all closely related.

ion

An atom or a molecule that has lost or gained an electron and thus carries a positive or negative charge.

isotope

One of two or more forms of atom all with the same number of protons—and so belonging to the same element—but with varying numbers of neutrons.

keratin

A protein used by vertebrates to cover their bodies; feathers, hair, nails, claws, horns, and reptile scales are all made of keratin.

longitudinal

A wave that is made up of compressions and expansions of a medium.

main sequence star

An average star, like our Sun.

mass

A property of an object that allows it to have weight and be acted on by forces.

matter

Anything that has mass and occupies space.

membrane

A thin layer that surrounds a cell or other body structure; the layer is semipermeable, so only certain substances can cross it.

metabolism

The name used for all processes that support life that take place in a living body; catabolism is all the processes that break things into simpler substances; anabolic processes build simple substances into complex ones.

metal

An element that is likely to react by losing electrons, forming a cation; metals are generally shiny, heavy solids.

micrometer (μm)

A millionth of a meter.

microtubule

A fine fiber of protein that runs through the cytoplasm of a cell and is used to haul larger items around.

mixture

A collection of two or more substances mixed together but which are not chemically connected.

mole

A unit of quantity used to count huge numbers of objects, such as atoms and molecules; for example, one mole of hydrogen atoms is 6.0221415×10^{23} atoms.

molecule

Two or more atoms that are bonded together; the molecule is the smallest unit of a compound; breaking it up into simpler units would destroy the compound.

momentum

The product of the speed of an object and its mass.

nanometer (nm)

A billionth of a meter.

neutron

A neutral particle located in the nuclei of most atoms.

nucleus (plural: nuclei)

The central core of something. An atomic nucleus contains

protons and neutrons, while a cell's nucleus contains DNA.

nutrient

A substance that is useful for life as a source of energy or as raw material.

octet

A collection of eight things.

orbit

The path of one mass around another mass under the influence of gravity.

organelle

A structure inside a cell that performs a certain task in the cell's metabolism.

organism

A living thing.

oscillation

A regular vibration around a fixed point.

oxidation

The loss of electrons by an atom, ion, or molecule.

phloem

The vascular tissue that carries sugar fuel around a plant.

pigment

A chemical substance that colors an object.

plasma

A high-energy state of matter where the atoms of a gas have been ripped into their constituent parts.

polarity

Relating to an object, such as a magnet, that has two opposite ends or poles.

polymer

A long chainlike molecule made up of smaller molecules connected together.

precipitation

A solid or liquid that falls from a cloud. Rain, snow, sleet, and hail

are examples of precipitation.

pressure

The amount of force that is applied to a surface per unit of area.

protein

A type of complex chemical found in all living things, used as enzymes and in muscles. A protein is a chain of simple units called amino acids. There are about 20 natural amino acids, and a protein has hundreds of these units connected in a specific order.

protist

A single-celled organism with a complex cell structure, including organelles and a nucleus.

proton

A positively charged particle that is located in the nuclei of all atoms.

pupate

To prepare to change from a larva to an adult form (imago); for example, a caterpillar pupates as a chrysalis before emerging as a butterfly.

radiation

Waves of energy that travel through space. Radiation includes visible light, heat, X-rays, and radio waves; nuclear radiation includes subatomic particles and fragments of atoms.

radicals

Atoms, molecules, or ions with unpaired electrons that cause them to react easily.

radioactive

Relating to atoms that are unstable and break apart, releasing high-energy particles.

rarefaction

A decrease in the pressure and density of molecules along a longitudinal wave.

reactivity

A description of how likely a substance is to become involved in a chemical reaction.

reduction

When a substance gains electrons during a chemical reaction and so its oxidation number is reduced.

reflection

When a wave bounces off a surface.

refraction

When a wave changes direction as it passes from one medium to another.

repulsion

A force that pushes things apart; the opposite of attraction.

respiration

The process occurring in all living cells that releases energy from glucose to power life.

rubisco

Short for "ribulose biphosphate carboxylase oxidase," an enzyme that is responsible for taking carbon dioxide from the atmosphere and reacting it with water to make glucose as part of photosynthesis.

salt

An ionic compound formed by a reaction between an acid and base (including an alkali).

sedimentary rock

A rock that forms from sediments, which are layers of substances that have settled on the seabed or ground before becoming buried and compressed for millions of years.

solute

A substance that becomes dissolved in another.

solvent

A substance that can have other substances dissolved in it.

speed

The rate of how fast an object is moving.

states of matter

The three main forms of matter that a substance can take are: solid, liquid, or gas. Plasma is a fourth state of matter.

strain

The change of the shape of an object in response to stress.

stress

A force that alters the shape of an object, by stretching, bending, and sometimes breaking it.

subatomic particle

A particle that is smaller than an atom, such as a proton, neutron, and electron.

superconductor

A material that conducts electricity without warming up and so wastes none of the energy it is carrying.

suspension

A mixture in which small solids, blobs of liquid, or gas bubbles are spread throughout a liquid.

temperature

An average measure of the thermal energy or heat of an object.

torque

The turning effect of a force.

torsion

A twist caused by torque.

transformer

A device for altering the voltage of an electrical current.

transverse

A wave that moves by rising and falling perpendicular to the direction of its motion.

vapor

Another word for a gas.

vascular

Concerning vessels, tubes that transport substances around a body.

velocity

A speed of something in a particular direction.

vertebrate

An animal that has a vertebral column, a flexible spine made from a chain of smaller bones called vertebrae; the largest animals are vertebrates, and include fish, amphibians, reptiles, mammals, and birds.

vesicle

A membranous sac that contains a material being processed by a cell; a vesicle may be used to release substances from a cell.

voltage

A measure of the force that pushes electrons around an electric current.

xylem

The vascular tissue that transports water and minerals around a plant.

wavelength

The distance measured between any point on a wave and the equivalent point on the next wave.

weight

The force applied to a mass by gravity.

work

The amount of energy transferred when a force is being applied to a mass over a certain distance.

Index

- A**
- acceleration 176, 177, 178, 181
 - acids 134, 144–147, 160, 161
 - actinides 125
 - activation energy 134, 136, 137, 138
 - adaptive radiation 82
 - adaptors 221
 - air resistance 179, 180
 - aircraft 185, 190, 201
 - alcohols 71, 160
 - algae 83, 89
 - aliphatics 158, 159
 - alkalis 134, 144, 145
 - alkanes, alkenes, and alkynes 159
 - alleles 84–85
 - allotropes 111
 - alloys 153
 - alpha particles and decay 126, 127
 - alternator 215
 - aluminum 109, 112, 118, 152, 153
 - amber 203
 - amines 161
 - amino acids 79, 87, 161
 - ammonia 34, 110, 115, 141, 154
 - amoebas 27, 32
 - amphibians 59
 - amplitude 193, 200
 - angiosperms 21, 55
 - animals 22, 29, 33, 34–35, 36
 - classification 20–21, 56–61, 243
 - human impact on 90–91
 - movement 38–39, 57
 - relationships 52–53
 - reproduction 42–44, 47, 80
 - senses 40–41
 - anions 112–113, 147
 - anodes 148, 149, 153
 - antigens and antibodies 50, 51
 - ants 52, 53, 161
 - aphids 42, 53
 - appliances, household 221, 222
 - applied science 11, 15
 - arachnids 56
 - Archaea 20, 26
 - Arctic Ocean 77
 - aromatics 159
 - arteries 36, 63, 69
 - arthropods 32, 39, 40, 56
 - astronomy 15, 167, 230–241
 - atomic mass 108, 151
 - atomic number 108, 116
 - atoms 95, 98–99, 108–109, 168–169, 195, 231
 - bonding 109, 111, 112–115, 142
 - nuclear power from 219, 233
 - octet rule 109, 112
 - periodic table 11, 94, 116–125
 - radioactivity 126–127
 - see also chemical reactions
 - ATP 28, 31
 - aurora 99
 - Avogadro's law 102
- B**
- bacteria 20, 24, 26, 50, 51, 78, 79
 - ball games 172, 180, 182
 - ballistics 179
 - balloons 123, 202
 - bases 86–87, 144
 - batteries 204, 206, 215
 - bees 53, 83
 - Bernoulli effect 185
 - beta particles and decay 126, 127
 - bicycles 171, 214
 - Big Bang theory 240–241
 - binary digits 209, 217
 - biology 18–91, 242–243
 - fields of 14, 18–19
 - biomagnification 89
 - biomass 76
 - biomes 75
 - birds 33, 38, 53, 60, 61, 83, 89
 - bivalves 57
 - bladder 35
 - blood 36, 50, 51, 63, 69, 71
 - blubber 60
 - body mass index 71
 - boiling points 100, 101, 244–245
 - bonding 109, 111, 112–115, 142, 143, 144, 158, 162
 - bones 62, 63, 120
 - botany 14, 54
 - Boyle's law 102
 - braille 65
 - brain, human 19, 68
 - Brand, Hennig 108
 - bromine 112, 122, 123
 - bubbles 199
 - bungee jumping 175
 - bunsen burner 150
 - buoyancy 96
 - butter churn 107
 - butterflies 47
- C**
- cesium 119, 121
 - calcium 109, 112, 120, 121, 124
 - calorimeter 135
 - cameras 207
 - candle wax 130, 131, 157
 - capacitors 207
 - carbohydrates 70
 - carbon 30, 94, 126, 156–161, 168–169, 231
 - carbon cycle 78
 - carbon dioxide
 - chemistry 100, 110, 130, 141
 - in fizzy drinks 128
 - life and 30, 31, 34, 78
 - and pollution 88, 89
 - carbonates 147
 - carboxylic acids 160
 - carnivores 21, 33, 79
 - catalysts 138–139
 - catalytic converter 139
 - caterpillars 47
 - cathodes 148, 149, 153
 - cations 112–113, 147
 - cats 21, 40
 - celestial sphere 231
 - cell division 25
 - cells 18, 22–25, 27, 41, 64
 - membrane 22–23, 24, 26, 161
 - plant 18, 23, 30
 - reproductive 43, 63, 72, 73
 - respiration by 28
 - single-celled life 26, 27, 32, 38, 42
 - white blood cells 50, 51
 - cellulose 162
 - central nervous system 63, 68
 - centrifugal force 107, 183
 - cephalopods 57
 - CFCs (chlorofluorocarbons) 88, 160
 - Charles's law 103
 - chemical energy 170, 171
 - chemical industry 95, 154–155
 - chemical reactions 95, 109, 110, 128–131
 - in the body 67, 139
 - catalysts 138–139
 - energy and 134–135, 136, 137, 138, 140
 - rates of 136–137
 - redox reactions 132–133
 - reversible 140–141
 - chemical symbols 108
 - chemistry 14, 92–163, 244–245
 - basic explanation 94–95
 - equipment/techniques 150–151
 - chlorine 108, 109, 114, 115, 122, 123, 132, 155, 161
 - chlorophyll 30, 31, 55
 - chloroplast 31
 - chordates 21, 58
 - chromatography 107
 - chromosomes 25, 43, 72, 84, 85
 - cicadas 47
 - cilia 27, 38
 - circuits 206–207, 208–209, 221
 - circulatory system 36, 63, 69, 71
 - clouds 105, 202, 229
 - Cnidaria 56
 - coal 131, 134, 156
 - cold 49, 65, 100, 189, 191
 - colloids 105
 - color blindness 85
 - colors 31, 125, 167, 194, 196, 199
 - combustion 130–131, 190
 - comets 235, 237
 - compounds 94, 97, 110–115, 123
 - computers 15, 209, 217
 - concentration (chemical) 137
 - condensation 101
 - conduction 188
 - conductors 203, 204, 205, 208, 214
 - conservation of matter 128
 - contact process 155
 - continental drift 227
 - convection 189
 - copper 133, 149, 203, 222
 - corrosion 133

covalent bonding 114–115, 142, 144, 158, 162
 creaming 105
 crocodiles 32, 34, 59
 crustaceans 56
 crystals 98, 111
 currents, electric 203, 204–205, 220–221
 direct and alternating 215, 216
 cycles in nature 78–79
 cytoplasm 22, 26

D

dark matter and dark energy 241
 DDT 89
 Dead Sea 143
 deformation 174
 density 96
 deposition 100
 detritivores 76
 diamonds 114, 156
 diatoms 27
 diffraction 199
 digestion 33, 63, 66–67, 145
 diodes 208, 209
 dipoles 115, 142
 disease 50–51, 87
 distillation 106
 distortion 174
 DNA 26, 50, 73, 84, 86, 87, 162
 dolphins 20, 33, 201
 Doppler effect 201
 double helix 86
 Downs cells 155
 drag 173, 179
 drug use 71
 dynamo 214

E

ears 64, 200
 Earth 225, 226–227, 231, 234, 247
 magnetic field 211
 echoes 200
 eclipses 236
 ecology 14, 19
 ecosystems 19, 74–75, 77, 90–91
 ectothermy 59
 eggs (ova) 43, 45, 49, 72–73, 84

elasticity 175
 electricity 167, 170, 202–207
 generating 214–221, 224–225
 motors 212–213
 electrochemistry 14, 133, 148–149
 electrolysis 148, 149, 153, 155
 electrolytes 148, 153
 electromagnetic induction 214
 electromagnetic radiation and spectrum 167, 194–199
 electromagnetism 15, 167, 213
 electromagnets 205, 211, 213, 217
 electronics 208–209
 electrons 95, 108, 109, 132, 168, 169, 195, 202, 203, 204
 back-filling 124, 125
 bonding 109, 111, 112–115, 142
 electroplating 149
 elements 94, 97, 108–109, 111, 168, 231, 244–245
 periodic table 11, 94, 116–125
 embryo 73
 endocrine system 48, 63, 68
 endocytosis and exocytosis 24
 endothermic reaction 135, 141
 endothermy 60
 energy 170–171, 182, 188, 195, 198
 cellular 28
 and changing states 100, 101
 in chemical reactions 134–135, 136, 137, 138, 140
 ionization 119, 120
 energy efficiency 222–225
 energy pyramid 76
 engines 182, 190–191
 enzymes 67, 139
 epinephrine 48
 equations, chemical 129
 equilibrium 140–141, 177
 esters 161
 esophagus 66, 145
 estrogen 49, 72
 ethane 158, 159
 ethene 159, 162
 Eukaryota 20–21, 27
 eutrophication 89
 evolution 19, 80–83
 excretion 34–35

exercise 71
 exothermic reaction 134, 135, 141
 extinctions 19, 81, 90
 eyes 40, 64, 196
 aids to impaired sight 65, 209

F

fats 70, 161
 feathers 60, 61
 ferns 54
 fertilization 43, 73
 fertilizers 89, 154, 155
 fetus 73
 fiber optics 222
 filter feeding 32, 57
 filtration 106
 finches, Darwin's 19, 82
 fire extinguishing 131
 fish 34, 38, 40, 44, 47, 52, 58, 59, 77, 81, 91, 161
 gills 29, 58
 flagella 26, 27, 38
 fleas 53
 flies 91
 flocculation 105
 flowers 21, 24, 45, 53, 55, 83
 fluorine 119, 122, 123
 food
 digestion 33, 63, 66–67, 145
 feeding habits 32–33, 57, 74, 75
 food chains 19, 76–77, 89
 food webs 77
 healthy eating 70–71
 force 166, 167, 169, 172–175, 180–183
 forensic science 14
 formulas (physics) 247
 fossil fuels 78, 88, 89, 156–157, 218, 224
 fossils 33, 81
 freezing 100, 191
 frequencies 193, 200, 201
 friction 173, 180
 frogs 59
 fruit 45, 55
 fuels 131, 191
 see also fossil fuels
 fungi 20–21, 26–27, 32, 42, 74
 fur 60

G

galaxies 238, 240, 241
 galvanization 149
 gametes 43, 63, 72
 gamma rays 126, 194
 gas exchange 29
 gases 98, 99, 100–101, 115
 halogens 122–123, 161
 laws of 102–103
 measuring 136
 natural gas 157
 noble (inert) 123
 pressure and 102–103, 141
 spectroscopy and 231
 testing for 130
 water vapor 142
 gastropods 57
 Gay-Lussac's law 103
 gears 187
 generators, electricity 214–215
 genes 80, 84, 86
 genetic modification 91
 genetics 14, 84–87
 genome, human 87
 geothermal energy 225
 germination 46
 glands 48, 63
 global dimming 88
 glucose 28, 30, 31, 78, 79, 162
 gold 116, 133, 154
 gonads 44, 72
 graphite 174
 graphite 156
 grasses 46
 grasshoppers 32, 40
 gravity 166, 178–179, 184
 greenhouse effect 88
 gymnosperms 54

H

Haber-Bosch process 154
 half-life 127
 Hall-Héroult process 153
 halogens 122–123, 161
 hardness 97
 health 50–51, 70–71
 heart 69
 heat 130, 131, 135, 170, 188–191
 body and 49, 60, 65
 electrical 205, 222

helicopters 173
 helium 94, 99, 109, 119, 121, 123, 232, 233
 hemoglobin 36, 87
 hemophilia 51
 herbivores 33, 76
 hermaphrodites 44
 heterotrophs 32, 76
 Hooke, Robert 23, 175
 hormones 35, 48–49, 72
 human beings 33, 35, 39, 41, 48–51, 62–73, 245
 brain 19, 68
 genome 87
 impact on ecosystems 90–91
 hydra 42
 hydraulics 185
 hydrocarbons 157, 158–161
 hydroelectricity 218
 hydrogen 108, 121, 130, 168, 169, 231, 232, 233
 hydrogen bonds 142
 hydrogen ions 144, 145, 147
 hyphae 27
 hypothesis 12–13

I

ice 100, 142
 Ice Age, Little 233
 immune system 50–51
 indicators 145
 induction 216–217
 inertia 172
 infrared radiation 88, 194, 195
 insects 32, 40, 45, 47, 56, 91
 insulation 223
 insulin 49
 interference 199
 intestines 66–67
 invertebrates 56–57
 ionic bonding 111, 112–113, 143, 144
 ionization energy 119, 120
 ions 112–113, 120, 143, 148
 complex 125
 hydrogen 144, 145, 147
 oxidation states 124, 132, 133
 iron 108, 124, 133, 146, 152
 isomers 159
 isotopes 127, 169, 219

J

jellyfish 56
 jet aircraft 190, 201
 joints 62

K

kangaroos 44, 60
 keratin 59, 60, 61
 kidneys 35, 63, 201
 kinetic energy 170, 171, 182
 knowledge, development of 11
 Kuiper Belt 235

L

laboratories 95, 150–151
 lamps 104, 223
 lancelets 58
 lanthanides 125
 lead 96, 168
 leaves 30, 31, 37, 55
 lenses 198
 levers 186
 life
 alkali metals in 120
 classification of 20–21
 cycles of 46–47
 seven requirements for 18
 light 137, 192, 194, 196–199, 230
 electrical 205, 206, 207
 red and blue shift 241
 spectroscopy and 231
 light bulbs 223
 light-years 231
 lightning 79, 202
 limescale 143
 lions 21, 33, 47, 52
 liquids 98, 99, 100–101, 106, 150, 185, 189
 lithium 108, 109, 118, 120, 121
 liverworts 54
 lizards 59
 lodestone compass 210
 logic gates 209
 loudspeakers 213
 lubrication 173
 lungs 29, 63, 69
 lymphatic system 63

M

machines 167, 171, 186–187
 Maglev trains 205, 213
 magnesium 113, 118, 121, 136
 Magnetic Resonance Imaging (MRI) 68, 205
 magnets 210–211, 217
 and electricity 212, 213, 214, 215
 magnification 198, 230
 mammals 21, 34, 60–61
 margarine 139
 marsupials 44, 60
 mass 96, 166, 172, 178, 179, 181, 189
 materials 94, 96–97, 175
 matter 98–101, 128, 142, 241
 measurements 10
 medusae 56
 melatonin 48
 melting points 100, 101, 244–245
 Mendeleev, Dmitri 11, 116, 117, 119
 mercury 99, 150, 184, 231
 metallic bonds 111
 metalloids 119
 metals 97, 118, 146
 alkali and alkali earth 120–121
 conduction 188, 203
 purifying and electroplating 149
 rare earth 125
 refining 152–153
 transition 124–125
 metamorphosis 47, 59
 meteorites 237
 methane 114, 115, 131, 158
 microbiology 14, 18
 microchips 208
 microphones 217
 microscopes 18, 23
 microwaves 191, 195, 241
 Milky Way 238
 minerals 97
 in food 70
 mitochondria 22, 23, 28
 mitosis 25
 mixtures 101, 104–107
 Mohs scale 97

molecules 98–99, 100, 110–111
 of gases 102–103, 115
 intermolecular forces 115
 in mixtures 104
 moles (chemistry) 151
 mollusks 57
 momentum 162, 183
 monomers 162, 163
 monotremes 60
 Moon 179, 198, 236
 mosses 54
 moths 47, 80
 motion 180–183
 motor vehicles 139, 173, 190, 207
 motors, electric 212–213
 mouth 65, 66, 67
 movement (body) 38–39, 57
 mucus 25, 66
 muscles 39, 62, 66, 71, 120
 mutations 87

N

natural selection 80
 nebulae 238, 239
 neon 123
 nephrons 35
 nerve cells (neurons) 41, 68
 nerves 41, 63, 65, 120
 neuroscience 68
 neutralization 144
 neutrons 95, 108, 168, 219
 Newton, Isaac 178, 179, 180–181
 nickel 124, 125
 nitrates 79, 89
 nitric acid 154
 nitrogen 34, 108, 112, 113, 119, 126, 154
 nitrogen cycle 79
 nose 25, 65, 66
 nuclear fission 219
 nuclear fusion 233
 nuclear power 170, 219, 224

O

oceans *see* seas
 octopus 57
 Ohm's Law 205
 oil 95, 157
 omnivores 33, 76

Oort Cloud 235
 optics 15, 198–199
 orbits 179, 226
 organelles 18, 22, 23, 24, 27, 28, 31
 oscillation 177
 osmoregulation 35
 osmosis 24, 31, 37
 ovulation 72
 oxidation states 124, 132–133
 oxides 147, 152
 oxygen 110, 111, 112, 113, 114,
 130, 131
 life and 29, 30–31, 34, 69
 oxygen cycle 78
 ozone layer 88, 137

P

pain 41, 65
 pancreas 49, 66, 67
 panda, giant 19
 paraffin wax 131
 parasites 53, 57, 91
 parthenogenesis 42
 Pascal's Principle 185
 pathogens 50, 51
 pendulums 177
 periodic table 11, 94, 116–125
 peristalsis 66
 perpetual motion 171
 pests 91
 petrochemicals 95
 petroleum/gasoline 131, 157
 pH 145
 phloem 37, 54
 phosphates 89
 phosphorus 108, 111, 113
 photochemical reactions 137
 photorespiration 141
 photosynthesis 23, 27, 30–31,
 34, 37, 54, 74, 78, 79, 137, 141
 phototropism 40
 physics 15, 164–241, 246–247
 basic explanation 166–167
 physiology 19
 placenta 44, 60, 73
 planets 234–235, 247
 dwarf 237
 plankton 38, 77
 plants 32, 46, 76
 carnivorous 79
 cells 18, 23, 30

classification 20–21, 54–55,
 242
 reproduction 42, 45, 54, 55, 83
 tropism 40
 vascular system 37
see also photosynthesis
 plasma (state of matter) 99
 plasma, blood 36
 plastics 163, 210
 plate tectonics 189, 226–227
 platelets 36, 51
 plugs, electric 221
 Pluto 237
 polar bears 77, 189
 poles 210, 211, 231
 pollination 45, 53, 55, 83
 pollution 88–89
 polymers 162–163
 polyps 56
 polythene 162, 163
 potassium 112, 113, 118, 120,
 121
 power grid 220
 power stations 218–219, 220,
 225
 precipitation 228
see also rain
 predators and prey 75, 76
 pressure 102–103, 141, 184–185
 atmospheric 184, 228, 229
 prism 196
 products 95, 128–129, 140, 141
 proteins 70, 87, 162
 protists 20–21, 22, 27
 protons 95, 108, 112, 168, 233
 pulleys 11, 187
 pulsars 238

Q

quasars 238
 quicklime 141

R

rabbits 80
 Radiata 56
 radiation 167, 189, 194–195, 198
 Cherenkov 219
 cosmic microwave 241
 radio waves 195, 230
 radioactivity 126–127, 194, 219

radiocarbon dating 169
 rain 79, 89, 145, 146, 228
 reactants 95, 128–129, 134–138,
 140, 141
 reactivity 97, 113, 120, 121, 122,
 136, 146
 reflection 197, 230
 reflex action 41
 refraction 197, 198, 230
 refrigeration 191
 reproduction 42–45, 47, 80
 human 49, 63, 72–73
 plant 42, 45, 54, 55, 83
 reptiles 59
 resistance, electrical 204–205
 respiration 28–29, 34, 63, 78
 RNA 86–87
 robots 213
 rockets 180, 191
 rubber 163
 ruminants 33

S

salamanders 59
 saliva 66, 67
 salmon 47, 58
 salt (sodium chloride) 34, 98,
 100, 122, 132, 144, 155
 saltwater 13, 26, 104, 106, 143
 science
 definitions of 10
 fields of 14–15
 scientific method 10, 12–13
 scientists 11, 15
 seas 77, 104, 143, 200, 201
 tidal power 225
 waves 192, 225
 seasons 226
 sedimentation 105
 seeds 45, 46, 54, 55
 seismic waves 192
 senses 40–41, 64–65
 sexual reproduction 43, 49, 63,
 72
 sexual selection 83
 sharks 40, 53, 58, 82
 SI units 10, 246
 sickle-cell anemia 87
 silver 133, 149
 single-celled organisms 26, 27,
 32, 38, 42
 skeletal systems 39, 61, 62
 skin 51, 65
 smell 65, 161
 smelting 152
 smoke detectors 126
 snails 57, 120
 snakes 38, 40, 59, 194
 social sciences 15
 sodas 128
 sodium 95, 109, 112, 113, 118,
 120, 121, 128, 132, 155
 sodium chloride *see* salt
 solar panels 224
 solar system 167, 234–237
 solenoid 211
 solids 98, 100–101
 solutions 105
 solvents 105, 106, 107, 143
 sound 64, 170, 192, 200–201
 magnifying 213, 217
 species 21, 81, 91
 spectroscopy 231
 spectrum 167, 196, 241
 speed 176–177, 193
 sperm 43, 72–73, 84
 spinal cord 41, 58
 spores 27, 42, 54
 squamates 59
 starch 162
 stars 238–239
 static electricity 202, 203
 steel 149, 210, 217
 stomach 66, 67
 stresses 174
 sublimation 100
 sugars 28, 37, 49, 70, 162
 sulfites 147
 sulfuric acid 155
 Sun 198, 232–235, 237, 238, 239
 eclipses 236
 and ecosystems 74
 energy from 224
 plants and 30, 31, 37, 40, 74
 solar storms 220
 ultraviolet light 88, 137, 194
 sunspots 233
 superconductors 205, 220
 supersonic motion 201
 suspensions 105
 sweat 49, 65
 symbiosis 53
 synapses 41

T

tapeworm 53
 taste 65, 66
 taxonomy 18, 20–21
 teeth 32, 33, 120
 telescopes 230
 temperature 10, 100, 101, 103,
 141, 188
 tension 174
 testosterone 49
 theory 10
 thermite process 152
 thermodynamics 15, 171,
 188–189
 thermometer 10
 thermoregulation 49
 thiols 161
 tires 173
 tissue 25
 toads 59, 91
 tobacco 71
 tongue 65, 66

tornadoes 228
 torque 183, 187
 torsion 174
 touch 65
 transformers 216–217, 220
 trees 31, 37, 46, 54, 55, 74
 tropism 40
 turtles and tortoises 59

U

ultraviolet light 88, 137, 194
 universe, origins of 240–241
 uranium 125, 126, 127
 urinary system 35, 63

V

vaccination 51
 veins 36, 63, 69
 velocity 176–177
 venom 59, 161
 Venus 88, 234

vertebrates 21, 29, 32, 36, 58–59
 villi 67
 virtual image 197, 198
 viruses 50
 viscosity 99
 vitamins 70
 voltage 204, 205, 206, 216

W

waste removal 34–35, 66
 water
 buoyancy 96
 chemistry 99, 110, 115, 120,
 136, 142–143, 148, 150
 cold 49
 filtration 106
 hardness 143
 hydroelectricity 218
 physics 173, 189, 185, 197, 201
 plants and 37
 salt and 13, 26, 104, 106, 143
 states of 142

water cycle 79
 waves 15, 192–193, 199, 200
 electromagnetic 194–196,
 198
 weather 79, 228–229, 233
 weight 71, 179
 whales 77, 82, 201
 wind 45, 228
 wind turbines 224
 wings 38, 61, 82, 185
 wood 131
 worms 39, 57, 76

X, Y, Z

X-rays 194
 xylem 37, 54, 55
 Young's modulus 175
 zinc 133, 149

Acknowledgments

DORLING KINDERSLEY would like to thank: Smiljka Surlja for her design assistance; Fran Baines, Clive Gifford, Clare Hibbert, Wendy Horobin, James Mitchem, Carole Stott, and Victoria Wiggins for their editorial assistance; Nikky Twyman for proofreading; and Jackie Brind for the index.

DORLING KINDERSLEY INDIA would like to thank Sudakshina Basu and Vandna Sonkariya for their design assistance.

The publisher would like to thank the following for their kind permission to reproduce their photographs:

(Key: a-above; b-below/bottom; c-center; f-far; l-left; r-right; t-top)

23 Science Photo Library: Dr. E. Walker (br). **24** Getty Images: Photographer's Choice / Tony Hutchings (br). **34** Corbis: Anup Shah (cr). **37** SuperStock: Stock Connection (bl). **47** Ardea: Alan Weaving (tr). **65** Corbis: Tetra Images (br). **68** Corbis: Owen Franken (cl). **73** Science Photo Library: Mehau Kulyk (br). **79** FLPA: Nigel Cattlin (cl). **81** Corbis: Louie Psihoyos (tr). **85** Science Photo Library: Andrew McClenaghan (bc). **87** Science Photo Library: James King-Holmes (br). **88** Dreamstime.com: Peter Wollinga (bl). **91** Corbis: Richard Chung / Reuters (bc). **99** Corbis: Radius Images (bl). **100** Corbis: Mark Schneider / Visuals Unlimited (bl). **102** Corbis: Bettmann (bc). **107** Corbis: FoodPhotography Eising / the food passionates (c). **108** Science Photo Library: Sheila Terry (cr). **119** Science Photo Library: Charles D. Winters (br). **123** Corbis: Louie Psihoyos / Science Faction (br). **124** Corbis: Thom Lang (br). **126** Alamy Images: Robert Cousins (br). **128** Corbis: Taro Yamada (br). **135** Science Photo Library: Martyn F. Chillmaid (br).

139 Alamy Images: Carol and Mike Werner / PHOTOTAKE Inc. (br). **141** Science Photo Library: Dirk Wiersma (br). **143** SuperStock: imagebroker.net (cra). **145** Dreamstime.com: Cammeraydave (br). **146** Science Photo Library: Cristina Pedrazzini (br). **149** Getty Images: Photolibary / Wallace Garrison (crb). **161** Corbis: Alex Wild / Visuals Unlimited (bl). **163** Corbis: moodboard (bl). **169** Corbis: Roland Holschneider / DPA (c). **171** Science Photo Library: Middle Temple Library (br). **173** Corbis: Ken Welsh / Design Pics (bl). **175** Corbis: Mike Powell (cr). **180** Corbis: Gene Blevins / LA DailyNews (cra). **183** Corbis: Duomo (br). **187** Alamy Images: Chuck Franklin (bl). **189** Corbis: Barritt, Peter / SuperStock (br). **191** Alamy Images: Ange (br). **192** Corbis: Grantpix / Index Stock (cra). **194** Corbis: Joe McDonald (cra). **199** Science Photo Library: Sinclair Stammers (tr). **201** Corbis: Denis Scott (cra). **205** Science Photo Library: Andy Crump (br). **207** Corbis: Marcus Mok / Asia Images (bl). **209** Science Photo Library: Volker Steger / Peter Arnold Inc. (br). **210** Corbis: Liu Liqun (br). **213** Science Photo Library: David Parker (cra). **215** Alamy Images: Mark Boulton (br). **217** Alamy Images: MShieldsPhotos (br). **219** Science Photo Library: Patrick Landmann (br). **220** Corbis: Chip East / Reuters (br). **222** Corbis: Seth Resnick / Science Faction (bc). **225** Alamy Images: Mark Ferguson (cra). **228** Getty Images: Alan R Moller (cra). **231** Science Photo Library: NASA / JPL (br). **233** Corbis: Heritage Images / Museum of London (br). **237** Corbis: George Steinmetz (br). **238** NASA: ESA and The Hubble Heritage Team (STScI / AURA) (br). **241** Science Photo Library: NASA (cla)

All other images © Dorling Kindersley
 For further information see: www.dkimages.com