





Eyewitness



In association  
with the  
science  
museum

# INVENTION



Eyewitness  
**INVENTION**







19th-century  
brace and bit



Cross-bar  
wheel



Radio valve



Early Italian  
microscope



1928-1869



"Candlestick"  
telephone



19th-century  
fountain pens



Lenses from daguerreotype camera



Ancient Egyptian weights

# Eyewitness INVENTION

Written by  
LIONEL BENDER



"Napier's bones,"  
17th-century  
calculating device



Roman beam balance



Small's  
wooden plough




1940s ball  
point pen



DK Publishing, Inc.





Ivory portable sundial



LONDON, NEW YORK,  
MUNICH, MELBOURNE, and DELHI

**Project editor** Phil Wilkinson

**Design** Matthewson Bull

**Senior editor** Helen Parker

**Senior art editors** Jacque Gulliver, Julia Harris

**Production** Louise Barratt

**Picture research** Kathy Lockley

**Special photography** Dave King

**Additional text** Peter Lafferty

**Editorial consultants** Staff of the Science Museum, London

**REVISED EDITION**

**Managing editors** Linda Esposito, Andrew Macintyre

**Managing art editor** Jane Thomas

**Category publisher** Linda Martin

**Art director** Simon Webb

**Editor and reference compiler** Clare Hibbert

**Art editor** Joanna Pocock

**Consultant** Roger Bridgman

**Production** Jenny Jacoby

**Picture research** Celia Dearing

**DTP designer** Siu Yin Ho

**U.S. editors** Elizabeth Hester, John Searcy

**Publishing director** Beth Sutinis

**Art director** Dirk Kaufman

**U.S. DTP designer** Milos Orlovic

**U.S. production** Chris Avgherinos, Ivor Parker

This Eyewitness® Guide has been conceived by  
Dorling Kindersley Limited and Editions Gallimard

This edition first published in the United States in 2005

by DK Publishing

375 Hudson Street, New York, NY 10014

08 09 10 9 8 7 6 5

Copyright © 1991, © 2005, Dorling Kindersley Limited

All rights reserved. No part of this publication may be reproduced, stored in a retrieval system, or transmitted in any form or by any means, electronic, mechanical, photocopying, recording, or otherwise, without the prior written permission of the copyright owner.

Published in Great Britain by Dorling Kindersley Limited

A catalog record for this book is available from the Library of Congress.

ISBN-13: 978-0-7566-1075-3 (PLC)

ISBN-13: 978-0-7566-1076-0 (ALB)

Color reproduction by

Colourscan, Singapore

Printed in China by Toppan Co.

(Shenzhen) Ltd.

Discover more at

**www.dk.com**



Chinese measuring calipers



Ashanti gold weights



19th-century syringes



Stone-headed ax from Australia




Early telephone handset



Medieval tally sticks

# Contents

|    |                           |
|----|---------------------------|
| 6  | What is an invention?     |
| 8  | The story of an invention |
| 10 | Tools                     |
| 12 | The wheel                 |
| 14 | Metalworking              |
| 16 | Weights and measures      |
| 18 | Pen and ink               |
| 20 | Lighting                  |
| 22 | Timekeeping               |
| 24 | Harnessing power          |
| 26 | Printing                  |
| 28 | Optical inventions        |
| 30 | Calculating               |
| 32 | The steam engine          |
| 34 | Navigation and surveying  |
| 36 | Spinning and weaving      |
| 38 | Batteries                 |
| 40 | Photography               |



18th-century  
English  
compass

Chinese  
mariner's  
compass

|    |                                |
|----|--------------------------------|
| 42 | Medical inventions             |
| 44 | The telephone                  |
| 46 | Recording                      |
| 48 | The internal combustion engine |
| 50 | Cinema                         |
| 52 | Radio                          |
| 54 | Inventions in the home         |
| 56 | The cathode ray tube           |
| 58 | Flight                         |
| 60 | Plastics                       |
| 62 | The silicon chip               |
| 64 | Did you know?                  |
| 66 | Timeline of inventions         |
| 68 | Find out more                  |
| 70 | Glossary                       |
| 72 | Index                          |



# What is an invention?

**AN INVENTION** is something that is devised by human effort and that did not exist before. A discovery on the other hand, is something that existed but was not yet known. Inventions rarely appear out of the blue. They usually result from the bringing together of existing technologies in a new way – in response to some specific human need, or as a result of the inventor’s desire to do something more quickly or efficiently, or even by accident. An invention can be the result of an individual’s work, but is just as likely to come from the work of a team. Similar inventions have even appeared independently of each other at the same time in different parts of the world.



**CUTTING EDGE**  
Scissors were invented more than 3,000 years ago in various places at about the same time. Early scissors resemble tongs with a spring which pushed the blades apart. Modern scissors use the principle of the pivot and the lever to increase the cutting power.

**GLASS**  
Nobody knows when the process of glass-making (heating soda and sand together) was first discovered, although the Egyptians were making glazed beads in c. 2500 B.C. In the 1st century B.C., the Syrians probably introduced glass-blowing, producing objects of many different shapes.



Glass beads

Glass bottles



Arms allow user to adjust depth and direction of cut

Handle

**FOOD FOR THOUGHT**  
The first tin cans had to be opened by hammer and chisel. In 1855, a British inventor, Yeates, developed this claw type of can opener. The blade cut around the rim of the tin using a seesaw levering action of the handle. Openers were given away with corned beef, hence the bull’s-head design.

Lid

Bull's head

Blade



**IN THE CAN**  
The technique of heating food to a high temperature to kill harmful bacteria, then sealing it in airtight containers so that it can be stored for long periods, was first perfected by Nicholas Appert in France in 1810. Appert used glass jars sealed with cork, but in 1811 two Englishmen, Donkin and Hall, introduced the use of tin vacuum cans and set up the first food-canning factory.






Lock mechanism



Iron key



**LOCKED UP**

In the earliest known locks, the key was used to raise pins or tumblers so that a bolt could be moved. Today, the two most common types are called the mortise and the Yale.

**FIRELIGHTERS**

Modern matches were invented by British chemist John Walker in 1827. He used splinters of wood tipped with a mixture of chemicals. These chemicals were ignited by heat generated from the friction of rubbing the tip on sandpaper. Matches like this were later known as lucifers, from the Latin for "light bearer."



Sandpaper

**ZIP-UP**  
The zipper was invented by US engineer Whitcomb Judson in 1893. It consisted of rows of hooks and eyes that were locked together by pulling a slide. The modern version, with interlocking metal teeth and slide, was developed by Gideon Sundback and patented in 1914.

**PENCIL IN THE DETAILS**

Pencil "lead" was invented independently in France and Austria in the 1790s. Pencil makers soon discovered that by varying the relative amounts of the two main components of the lead (graphite and clay), they could make leads of different hardnesses.

Winder to take up tape into container



**MASHED UP** below  
Paper was first produced in China around 50 B.C. The earliest examples were made from a mixture of cloth, wood, and straw (p. 19).



Paper scroll

Bulb from which air is extracted



Metal filament


**LIGHTING-UP TIME** left

The electric light bulb evolved from early experiments that showed that an electric current flowing through a wire creates heat due to resistance in the wire. If the current is strong enough, the wire glows white-hot. There were several independent inventors, including Thomas Edison and Joseph Swan. Carbon-filament lamps were mass-produced from the early 1880s.

Circuit connector

**GETTING THE MEASURE OF IT** above

The tape measure evolved from the measuring chains and rods first used by the Egyptians and then the Greeks and Romans. This example incorporates a notebook and dates from 1846.

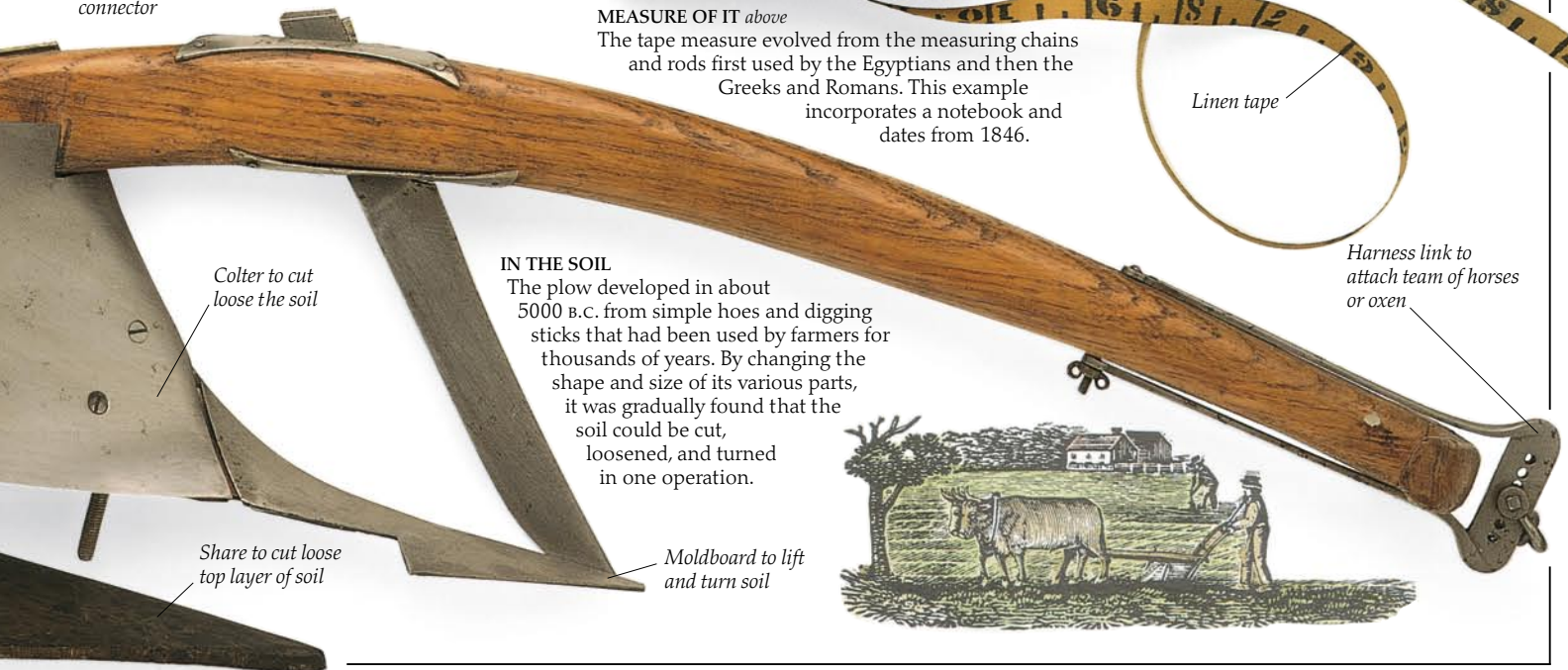


Linen tape

Harness link to attach team of horses or oxen

**IN THE SOIL**

The plow developed in about 5000 B.C. from simple hoes and digging sticks that had been used by farmers for thousands of years. By changing the shape and size of its various parts, it was gradually found that the soil could be cut, loosened, and turned in one operation.



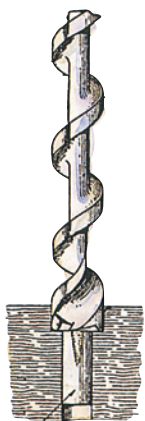
Colter to cut loose the soil

Share to cut loose top layer of soil

Moldboard to lift and turn soil




# The story of an invention




THE CREATION OF AN INVENTION often involves many people, and inventions can take a long time to reach their final form. Sometimes an invention can take centuries to evolve, as the effects of different developments and new technologies are absorbed. After tracing the history of drilling tools, it is apparent that the invention of the familiar hand drill and bit evolved from refinements to the simple awl and the bow drill, over hundreds of years.

Among the earliest tools for boring holes were those used by the ancient Egyptians. Around 230 B.C. the Greek scientist Archimedes explored the use of levers and gears to transmit and increase forces. But it was not until the Middle Ages that the brace was developed for extra leverage; the wheelbrace drill, which uses gears, evolved even more recently.



The position in which a bow drill was used



Wooden handle

Metal point

Mouthpiece

Bone bow

Leather strip

Wooden hearth

Wooden bow

Cord

Metal bit

**HOLE IN ONE**  
The ancient Egyptians used this early awl to make starter holes for a bow drill bit and to mark the points on planks where wooden pegs were to be fitted.

**HOT SPOTS**  
We do not know whether the bow drill was first developed for woodworking or fire making. The example above is a fire drill. With a bone as the bow, a leather strip was used to rapidly rotate a wooden drill on a wooden hearth. Friction between the drill and the hearth generated enough heat to ignite some dry straw. It also made a hole in the wood.

**BORING AWAY**  
Metal or flint bits were fitted to the drill shaft. A heavy pebble could be used to push down on the shaft to apply more pressure to the bit.

**GET THE POINT**  
A combination of the awl and the simple bow drill produced this Egyptian drill with a metal bit. Various different bits could be used to make wider or narrower holes.





Wider thread allows waste to be removed

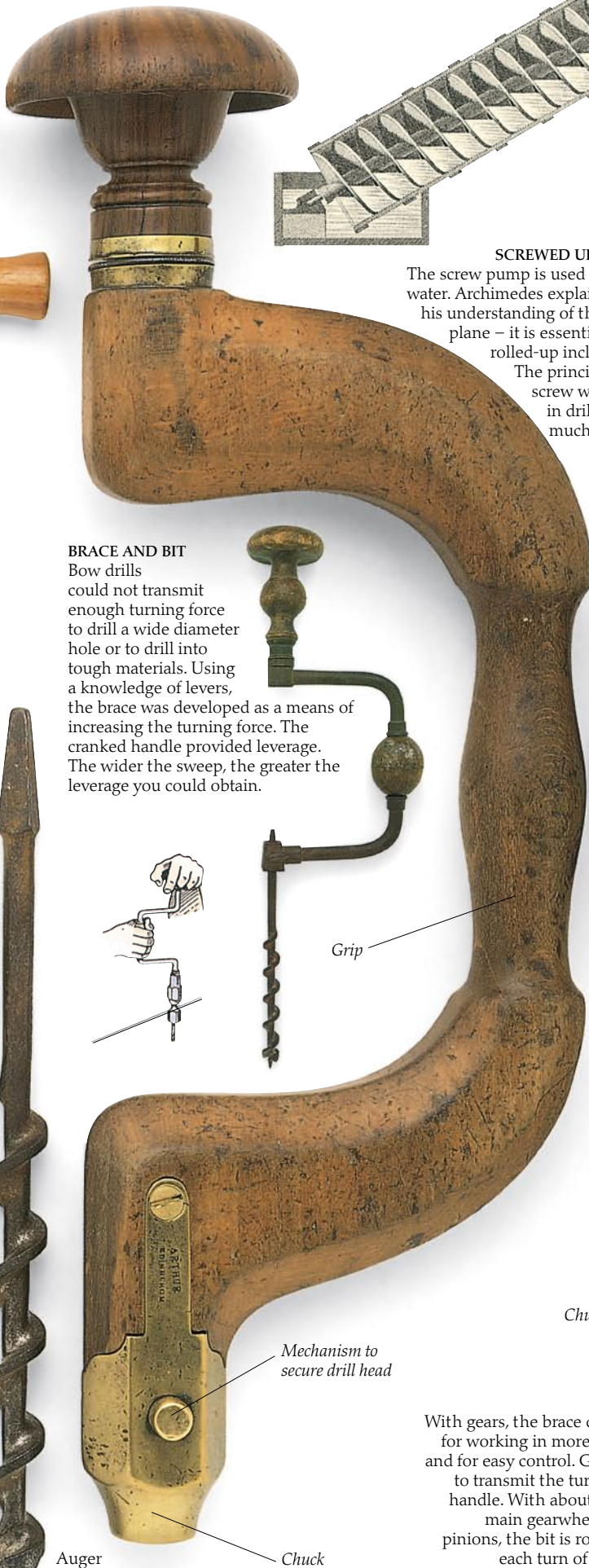
Screw thread

**FULL CIRCLE**

The gimlet has a threaded tip. It can be worked deeper and can make wider holes than a bradawl, with little effort. It is used to make starter holes for screws. The handle is rotated, clockwise to work the tool in, counterclockwise to remove it.

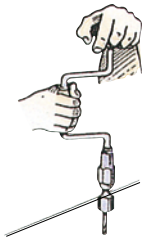
**AUGER**  
Corkscrew-like bits, or augers, used with a brace, have side grooves that remove waste wood from the hole as the bit bites in. Screwdriver bits can be used with a brace, which provides more turning force than is possible with an ordinary screwdriver.

Screwdriver bit



**BRACE AND BIT**

Bow drills could not transmit enough turning force to drill a wide diameter hole or to drill into tough materials. Using a knowledge of levers, the brace was developed as a means of increasing the turning force. The cranked handle provided leverage. The wider the sweep, the greater the leverage you could obtain.

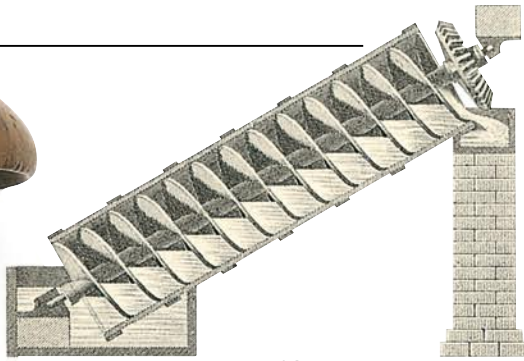


Grip

Mechanism to secure drill head

Auger

Chuck



**SCREWED UP**

The screw pump is used to raise water. Archimedes explained it using his understanding of the inclined plane – it is essentially a rolled-up inclined plane. The principle of the screw was not used in drill bits until much later.



Pinion

Main handle

Winch

Main wheel

Pinion

Chuck

Selection of bits

**WHEELBRACE**

With gears, the brace drill was adapted for working in more confined spaces and for easy control. Gears were added to transmit the turning force at the handle. With about 80 teeth on the main gearwheel and 20 on the pinions, the bit is rotated 4 times for each turn of the main wheel.



# Tools

ABOUT 3.75 MILLION YEARS AGO our distant ancestors evolved an upright stance and began to live on open grassland. With their hands free for new uses, they scavenged abandoned carcasses and gathered plant food. Gradually, early people developed the use of tools. They used pebbles and stones to cut meat and to smash open bones for marrow. Later they chipped away at the edges of their stones so that they would cut better. Nearly two million years ago, flint was being shaped into axes and arrow-heads, and bones were used as clubs and hammers. About 1.4 million years ago, humankind discovered fire. Now able to cook food, our recent ancestors created a varied toolbox for hunting wild animals. When they started to farm, a different set of tools was needed.



### GETTING STONED

This flint handax, found in Kent, England, was first roughly shaped with a stone hammer (above), then refined with a bone one. It is perhaps 20,000 years old. It dates from a period known as the Old Stone Age, or Paleolithic period, when flint was the main material used to make tools.



### NEXT BEST THING

Where flint was not available, softer stones were used for tools, as with this rough-stone axhead. Not all stones could be made as sharp as flint.



### AX TO GRIND

To make this axhead, a lump of stone was probably rubbed against rocks and ground with pebbles until it was smooth and polished.




### WELL-BRONZED

The use of bronze for tools and weapons began in Asia about 8,000 years ago; in Europe the Bronze Age lasted from about 2000 to 500 B.C.



### HOT TIP

Bow drills were first used to rub one stick against another to make fire. The user moved the bow with one hand and held the shaft steady with the other.



### DUAL-PURPOSE IMPLEMENT

The adze was a variation on the ax that appeared in the 8th millennium B.C. Its blade was set almost at a right angle to the handle. This North Papuan tool could be used either as an ax (as here) or an adze, by changing the position of the blade.




Stone blade

Split wooden handle

### STICKY END

This ax from Australia represents the next stage of development from the hand ax. A stone was set in gum in the bend of a flexible strip of wood, and the two halves of the piece of wood were bound together. The ax was probably used to kill wild animals.







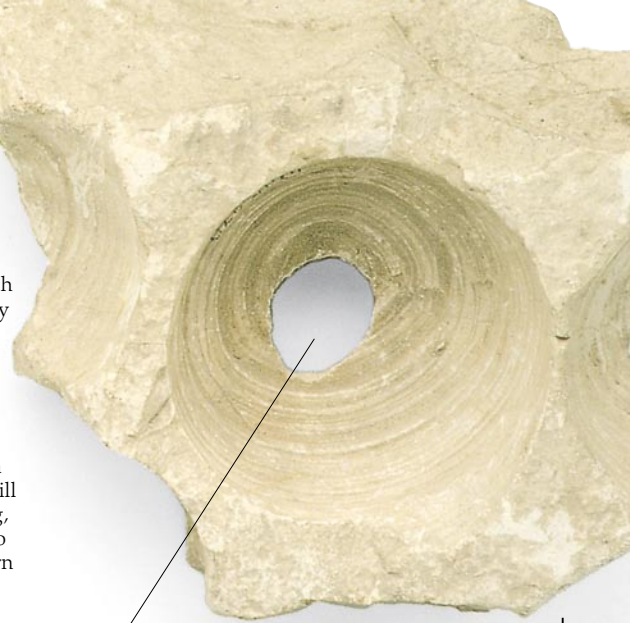
**A CUT ABOVE THE REST**

The ancient Egyptians, probably the most successful of the early civilizations, used stone tools at first. Later they made tools and weapons in ivory, quartz, copper, bronze, and, around 1000 B.C., iron. They also developed wooden rulers and squares.



**BLOCKHEADS**

To drill holes in stone construction blocks, like this practice piece, some early peoples used flint drill heads. These were probably attached to the ends of forked sticks which the masons rotated rapidly by rubbing them between their hands.



Hole drilled by flint

**ALL STRUNG UP**

This recent pump drill from New Guinea was fitted with a cast-iron bit. It was used to drill holes in wood. The bowstring, twisted around and secured to the shaft, makes the shaft turn as the stick is pumped downward.

Bow of twine

Wooden crosspiece



Flint drilling tool

**CHISELING AWAY** *below left*

In the Stone Age, stone tools, such as this early Danish chisel, or gouge (left), were ground and polished using other rock materials. In ancient Egypt, bronze chisels (center) and chisel blades (right) fitted to wooden handles were used to cut mortise and tenon (interlocking) joints when making wood furniture.



Stone chisel

Bronze chisels

Stone weight

Sharpening stone

Stone tip


**SHARP AS A KNIFE**

The ancient Egyptians sharpened their bronze tools, and, probably their swords and daggers too, by scraping the cutting edges on a smooth lump of sandstone.

**JAGGED EDGE** *right*

Woodworking as a craft began in Egypt around 3000 B.C. Egyptian carpenters made fine objects to be buried in the tombs of the pharaohs. This cast from an early flint knife, chipped to form a series of teeth, represents one of the earliest examples of a saw.

Serrated (notched) edge



Cord to secure blade

**HICK, HACK, HOCK**

This adze from Fiji has a handle with a backward-pointing blade providing a good cutting edge. The blade is thick in cross section, so the tool was probably used for heavy-duty work, perhaps hollowing out tree trunks to make boats.


Stone blade

**MIND YOUR TOES**

An adze could be used to hack at wood by holding it up in front of your head then swinging it down hard between your legs.







# The wheel


**T**HE WHEEL is probably the most important mechanical invention of all time. Wheels are found in most machines, in clocks, windmills, and steam engines, as well as in vehicles such as the automobile and the bicycle. The wheel first appeared in Mesopotamia, part of modern Iraq, over 5,000 years ago. It was used by potters to help work their clay, and at around the same time wheels were fitted to carts, transforming transportation and making it possible to move heavy materials and bulky objects with relative ease. These early wheels were solid, cut from sections of wooden planks which were fastened together. Spoked wheels appeared later, beginning around 2000 B.C. They were lighter and were used for chariots. Bearings, which enabled the wheel to turn more easily, appeared around 100 B.C.



**POTTER'S WHEEL**  
By 300 B.C. the Greeks and Egyptians had invented the kick wheel. The disk's heavy weight meant that it turned at near constant speed.



**STONE-AGE BUILDERS** *left*  
Before the wheel, rollers made from tree trunks were probably used to push objects such as huge building stones into place. The tree trunks had the same effect as wheels, but a lot of effort was needed to put the rollers in place and keep the load balanced.




*Tripartite wheel*

*Protective shield for driver*

*Fixed wooden axle*

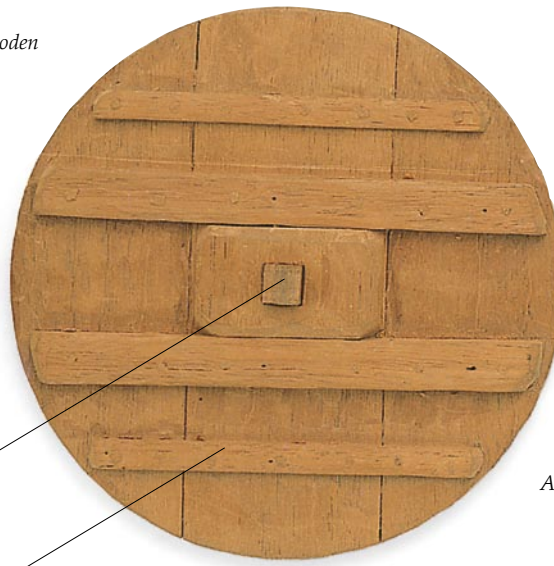
*Peg to hold wheel in place*



*Solid wooden surface*

*Axle*


**SCARCE BUT SOLID**  
Some early wheels were solid disks of wood cut from tree trunks. These were not common, since the wheel originated in places where trees were scarce. Solid wooden chariot wheels have been found in Denmark.



*Axle*

*Wooden cross-piece*

**PLANK WHEEL**  
Tripartite or three-part wheels were made of planks fastened together by wooden or metal cross-pieces. They are one of the earliest types of wheel and are still used in some countries because they are suitable for bad roads.

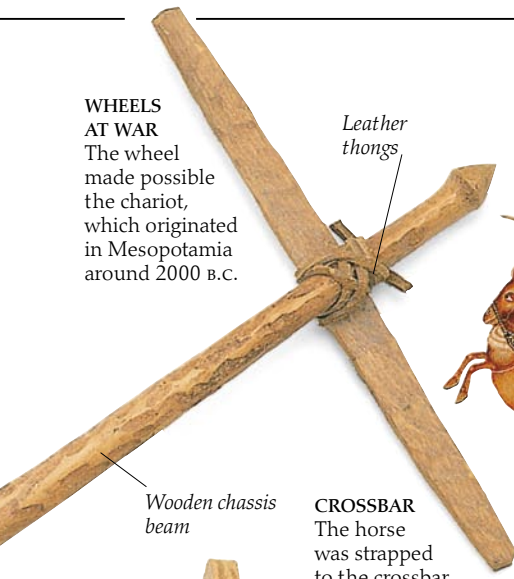


*Axle*

**ROLLING STONE**  
In some places, where wood was scarce, stone was used for wheels instead. It was heavy, but long-lasting. The stone wheel originated in China and Turkey.



**WHEELS AT WAR**  
The wheel made possible the chariot, which originated in Mesopotamia around 2000 B.C.



Leather thongs

Wooden chassis beam

**CROSSBAR**  
The horse was strapped to the crossbar, which was bound to the chassis with leather thongs.

Peg to hold wheel in place

Wheel

Chassis  
Fixed axle

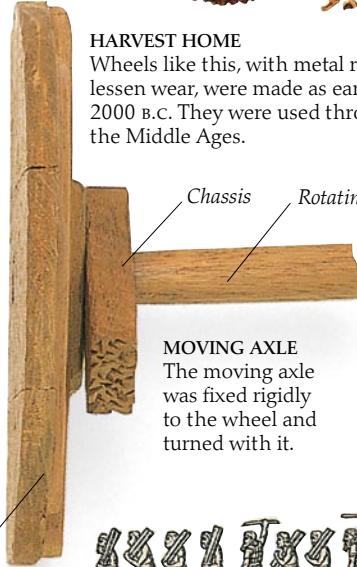
**FIXED IN PLACE**  
The fixed axle was rigid. It was attached to the chassis of the vehicle. The wheel turned around the axle.

Wheel

**LEATHER BEARING**  
Around 100 B.C., the Celts of France and Germany made carts with simple axle bearings. These consisted of leather sleeves that fitted between the axle and the wheel hub. They reduced friction, allowing the wheel to turn easily.



**HARVEST HOME**  
Wheels like this, with metal rims to lessen wear, were made as early as 2000 B.C. They were used throughout the Middle Ages.



**MOVING AXLE**  
The moving axle was fixed rigidly to the wheel and turned with it.

Chassis  
Rotating axle

Roller bearings



**ROLLERS**  
Around 100 B.C. Danish wagon-makers probably tried putting wooden rollers around the axle in an attempt to make the wheel turn more smoothly.



Roller bearings




Early Middle-Eastern cart

Holes make wheel lighter

Axle

**EARLY SEMISOLID WHEEL**  
Wheels could be made lighter by cutting out sections of wood. Wheels of this type, called Dystrop wheels, were made around 2000 B.C.


Cut stone construction



Axle

**CROSSBAR WHEEL**  
If large sections of a wheel were cut away, the wheel could be strengthened with struts or crossbars. From here it was a small step to the spoked wheel.

Spokes to strengthen wheel



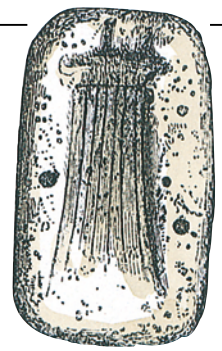


# Metalworking





Roman iron nail, about A.D. 88


**GOLD AND SILVER** occur naturally in their metallic state. From early times, people found lumps of these metals and used them for simple ornaments. But the first useful metal to be worked was copper, which had to be extracted from rocks, or ores, by heating in a fierce fire. The next step was to make bronze. This is an alloy, made by mixing two metals together. Bronze, an alloy of copper and tin, was strong and did not rust or decay. It was easy to work by melting and pouring into a shaped mold, a process called casting. Because bronze was strong as well as easy to work, everything from swords to jewelry was made of the metal. Iron was first used around 2000 B.C. Iron ores were burned with charcoal, producing an impure form of the metal. Iron was plentiful, but difficult to melt; at first, it had to be worked by hammering rather than casting.



**CASTING - FINAL STAGE**  
When cold, the mold was broken open and the object removed. Solid bronze is far harder than copper and can be hammered to give it a sharp cutting edge. Because of this, bronze became the first metal to be widely used.



Iron ore



Bloom of iron




Partially hammered bloom

## BLOOM OF IRON

Early furnaces were not hot enough to melt iron and so the metal was produced as a spongy lump, called a bloom. The bloom was hammered into shape while white hot.

## CASTING - FIRST STAGE

The first stage in producing bronze was to heat copper and tin ores in a large bowl or a simple furnace. Bronze is easier to cast into a variety of shapes than copper.



## CASTING - SECOND STAGE

The molten bronze was poured into a mold and allowed to cool and solidify. This process is called casting. Knowledge of bronze casting had reached Europe by about 3500 B.C. and China several centuries later.




## IRON SWORD-MAKING

In the first century A.D., iron swords were made by twisting and hammering together several strips or rods of iron. This process was called pattern welding.







**PINS AND NEEDLES**  
Bronze could be worked into delicate, small objects, such as pins and needles. It was also used for large objects such as bells and statues.

*The horse hobble, made of wrought iron, was an early form of horseshoe. It was strapped in place over the hoof*

*Loop to accept strap*

*Flat surface to take base of horse's foot*

**WROUGHT OR CAST ?**

Wrought iron is a pure form of iron made in a simple furnace as a pasty lump, which has to be hammered into shape. It was not possible to make molten iron, which could be cast, until after the introduction of the blast furnace in the 1300s A.D.



**ROMAN NAILS**  
These iron nails were removed from Roman sites in London and Scotland.



**AFRICAN IRON**  
Making iron using simple furnaces was still in practice in parts of Africa in the 1930s. These items made in the Sudan were produced in a clay furnace and hammered into shape.



Quer - type of hoe made of wrought iron



*Barbed point*

**GETTING THE POINT**

Iron was often used for weapons, which could be quite elaborate. This spearhead had a wooden handle.



Bracelet



Hairpin

**BRONZE ORNAMENTS**  
Bronze bracelets were often decorated with fine patterns. Ornamental hairpins sometimes had large hollow heads covered with patterns.

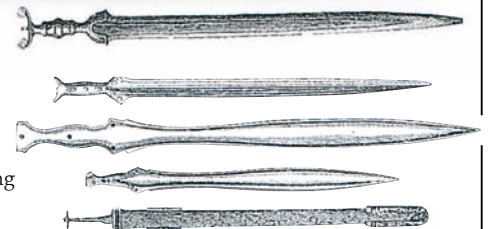
**IRON HAMMER** *right*  
Iron has been used for hammers for centuries. This simple iron hammer comes from the Sudan and dates from about 1930.



*Iron strands bound together for strength*

*Point made of pieces of iron hammered together*

**DECORATIVE SWORDS**  
Pattern welding produced a strong blade that could be sharpened to make a fine, strong cutting edge. The twisted iron strips forming the blade produced an ornamental pattern along its length.



**SMALL HANDS?** *above*  
Bronze swords often had ornamental handles and finger guards. The handles were often very short and could not be held comfortably by hands as large as ours.



*Finished sword*







# Weights and measures

**T**HE FIRST SYSTEMS of weights and measures were developed in ancient Egypt and Babylon. They were needed to weigh crops, measure plots of farmland, and standardize commercial transactions. Around 3500 B.C. the Egyptians were using scales; they had standard weights and a measurement of length called the cubit, equal to about 21 in (52 cm). The Code of Hammurabi, a document recording the laws of the king of Babylon from 1792 to 1750 B.C., refers to standard weights and different units of weight and length. By Greek and Roman times, scales, balances, and rulers were in everyday use. Present-day systems of weights and measures, the imperial (foot, pound) and metric (meter, gram), were established in the 1300s and 1790s, respectively.

Early Egyptian stone weights

Metal Egyptian weights

### HEAVY METAL

Early Egyptians used rocks as standard weights, but around 2000 B.C., as metal-working developed, weights cast in bronze and iron were used.

Hook for object to be weighed



**WEIGHING HIM UP**  
This ancient Egyptian balance is being used in a ceremony called "Weighing the heart," which was supposed to take place after a person's death.

### WORTH THEIR WEIGHT IN GOLD

The Ashanti, Africans from a gold-mining region of modern Ghana, rose to power in the 18th century. They made standard weights in the form of gold ornaments.

Fish

Sword

Scorpion

### OFF BALANCE

This Roman beam balance for weighing coins consists of a bronze rod pivoted at the center. Objects to be weighed were placed on a pan hung from one end of the beam and were balanced against known weights hung from the other end. A pointer at the center of the beam showed when the pans balanced.

Hollow to take smaller weights

### WEIGHTY NEST EGGS


With simple balances, sets of standard weights are used. Large or small weights are put on or taken off until the balance is horizontal. These are French 17th-century nesting weights; one fits just inside the next to make a neat stack.

Scale in inches and centimeters



**USING THE STEELYARD** *right*

On a steelyard, the weight is moved along the long arm, and the distance from the pivot to the balance-point, read off the scale marked on the arm, gives the object's weight. It had an advantage for traveling merchants in that they did not need to carry a large range of weights.




Scale

Movable weight

**ALL HOOKED UP**

The steelyard was invented by the Romans around 200 B.C. Unlike a simple balance it had one arm longer than the other. A sack of grain would be hung from the short arm, and a single weight moved along the long arm until it balanced. This example date from the 17th century.



**STICKING TO ONE'S PRINCIPLES**

The first official standard yard was established by King Edward I of England in 1305. It was an iron bar divided into 3 feet of 12 inches each. This is a 19th century tailor's yardstick used to measure lengths of cloth. It also has a centimeter scale.



Foot positioned here

Adjustable jaw

**A BIG STEP** *above right*

This British size-stick for measuring people's feet starts with size 1 as a 4.33 inch length and increases in stages of one-third of an inch.



**GRIPPED TIGHT** *above right*

Wrenchlike sliding calipers, used to measure the width of solid objects and building materials such as stone, metal, and wood, were invented at least 2,000 years ago. Measurements are read off a scale on a fixed arm, as on this replica of a caliper from China.

**FLEXIBLE FRIEND** *left*

Tape measures are used in situations where a ruler is too rigid. Measuring people for clothes is one of the most familiar uses of the tape measure; longer tapes are used for land measurement and other jobs.



**FILLED TO THE BRIM** *below*

Liquids must be placed in a container, such as this copper jug used by a distiller, in order to be measured. The volume mark is in the narrow part of the neck, so the right measure can instantly be seen.



Volume mark here



**NO SHORT MEASURES**

This Indian grain measure was used to dispense standard quantities of loose items. A shopkeeper would sell the grain by the measureful rather than weigh different quantities each time.

**GETTING IT RIGHT**  
One of the most important things about weights and measures is that they should be standardized, so that each unit of measure is always of identical value. These men are testing weights and measures to ensure they are accurate.



# Pen and ink

**WRITTEN RECORDS** first became necessary with the development of agriculture in the Fertile Crescent in the Middle East about 7,000 years ago. The Babylonians and ancient Egyptians inscribed stones, bones, and clay tablets with symbols and simple pictures. They used these records to establish land tenure and irrigation rights, to keep records of harvests, and write down tax assessments and accounts. As writing implements, they first used flints, then the whittled ends of sticks. Around 2500 B.C. the Chinese and Egyptians developed inks made from lampblack, obtained from the oil burned in lamps, mixed with water and plant gums. They could make different colored inks from earth pigments such as red ocher. Oil-based inks were developed in the Middle Ages for use in printing (p. 26–27), but writing inks and lead pencils are modern inventions. More recent developments, such as the

fountain pen and the ballpoint, were designed to get the ink on the paper without the need to keep refilling the pen.




## HEAVY READING

The first writing that we have evidence of is on Mesopotamian clay tablets. Scribes used a wedge-shaped stylus to make marks in the clay while it was wet. The clay dried and left a permanent record. The marks that make up this sort of writing are called cuneiform, meaning wedge-shaped.



## ON PAPYRUS

Ancient Egyptian and Assyrian scribes wrote on papyrus. This was made from pith taken from the stem of the papyrus plant. The pith was removed, arranged in layers, and hammered to make a sheet. The scribe (left) is recording a battle. The papyrus (right) is from ancient Egypt.



## A PRESSING POINT

In the 1st millennium B.C. the Egyptians wrote with reeds and rushes, which they cut to form a point. They used the reed pens to apply lampblack to papyrus.

## LIGHT AS A FEATHER

A quill – the hollow shaft of a feather – was first used as a pen around A.D. 500. Dried and cleaned goose, swan, or turkey feathers were most popular because the thick shaft held the ink and the pen was easy to handle. The tip was shaved to a point with a knife and split slightly to ensure that the ink flowed smoothly.

## STROKE OF GENIUS

The ancient Chinese wrote their characters in ink using brushes of camels' or rats' hairs. Clusters of hairs were glued and bound to the end of a stick. For fine work on silk they used brushes made of just a few hairs glued into the end of a hollow reed. All 10,090 or more Chinese characters are based on just eight basic brushstrokes.

Chinese characters








Ink reservoir for early ballpoint pen

Fiber tip



**SOFTLY DOES IT**  
Fiber or soft-tipped pens were invented in the 1960s. A stick of absorbent material acts as the ink reservoir. The tip-stalk, embedded in the reservoir, contains narrow channels through which ink flows as soon as the tip touches the paper.



Lever for filling pen

Free-moving ball



**ON THE BALL**  
The ballpoint pen was developed by John H. Loud in the US in the 1880s. The modern version was invented by Josef and Georg Biró in the 1940s. At the tip of an ink-filled plastic tube is a tiny free-moving metal ball. Ink flows from the tube through a narrow gap to the ball, which transfers the ink to the paper.



**CLOGGING UP THE WORKS**  
Fountain pens were invented in Europe around 1800. Rubber tubing, inside a metal stem, was used to hold the ink, which was a solution of natural plant dyes such as indigo. Unless the dyestuff was finely ground, the ink would clog the nib. In 1884, Edson Waterman invented the first true fountain pen.



**HIS NIBS**

Dip pens, like those used in schools until the 1960s, had a wooden stem, metal nib holder, and changeable nibs. Early pen nibs, like these, were all steel. Modern versions are often tipped with hardwearing metals such as osmium or platinum.

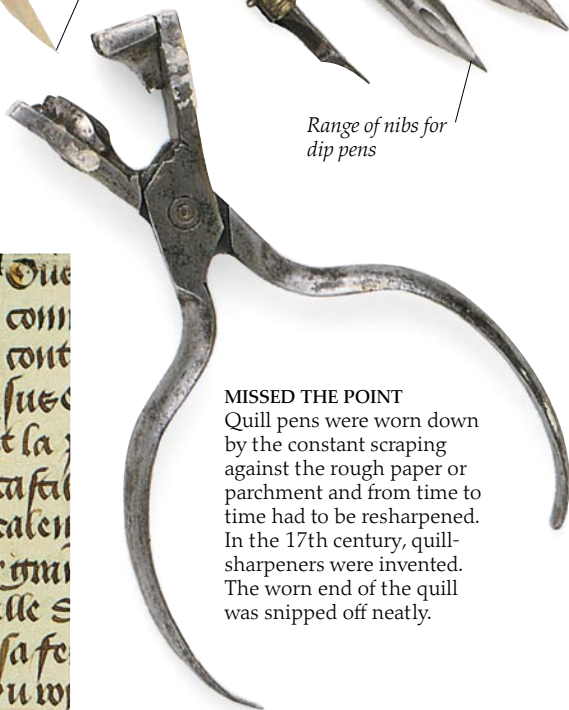


Range of nibs for dip pens

**FIT FOR A KING**

The scribes of the Middle Ages used quill pens to produce their elaborately decorated manuscripts. This example records the coronation of King Henry of Castile in the 15th century. It shows the delicate strokes that were possible with quite simple equipment.

Sharpened point



**MISSED THE POINT**

Quill pens were worn down by the constant scraping against the rough paper or parchment and from time to time had to be resharpened. In the 17th century, quill-sharpeners were invented. The worn end of the quill was snipped off neatly.



# Papermaking

The earliest fragments of paper that have been discovered come from China and date from around A.D. 150. Knowledge of papermaking eventually spread to Europe via the Islamic world. The basic process remained similar to that used in China. Paper was made from wood pulp and rags, which were soaked in water and beaten to a pulp.


**TRAY BY TRAY** *right*

A tray with wire grids was lowered into the pulp, the grid removed, and surplus water shaken off.



**HANGING OUT TO DRY**

The resulting sheet was taken off the grid and put on a piece of felt before finally being hung up to dry.





# Lighting

**T**HE FIRST ARTIFICIAL LIGHT came from fire, but this was dangerous and difficult to carry around. Then, some 20,000 years ago, people realized that they could get light by burning oil, and the first lamps appeared. These were hollowed-out rocks full of animal fat. Lamps with wicks of vegetable fibers were first made in about 1000 B.C. At first, they had a simple channel to hold the wick; later, the wick was held in a spout. Candles appeared about 5,000 years ago. A candle is just a wick surrounded by wax or tallow. When the wick is lit, the flame melts some of the wax or tallow, which burns to give off light. So a candle is really an oil lamp in a more convenient form. Oil lamps and candles were the chief source of artificial light until gas lighting became common in the 19th century; electric lighting took over more recently.



## CAVE LIGHT

When early people made fire for cooking and heating, they realized that it also gave off light. So the cooking fire provided the first source of artificial light. From this it was a simple step to making a brushwood torch, so that light could be carried or placed high up in a dark cave.

## SHELL-SHAPED *right*

By putting oil in the body and laying a wick in the neck, a shell could be used as a lamp. This one was used in the 19th century, but shell lamps were made centuries before.



## COSTLY CANDLES

The first candles were made over 5,000 years ago. Wax or tallow was poured over a hanging wick and left to cool. Such candles were too expensive for most people.



**UP THE SPOUT**  
Saucerlike pottery lamps have been made for thousands of years. They burned olive oil or seed oil. This one was probably made in Egypt about 2,000 years ago.

**COVERED OVER *right***  
The Romans made clay lamps with a covered top to keep the oil clean. They sometimes had more than one spout and wick to give a stronger light.

**HOLLOWED OUT *left***  
The most basic form of lamp is a hollowed-out stone. This one came from the Shetland Islands and was used during the last century. But similar examples have been found in the caves at Lascaux, France, dating from about 15,000 years ago.







**LIGHTS OUT**  
Cone-shaped snuffers were often used to put out candles. There was no smell and little risk of being burned.


**DRY AS TINDER**  
Before the introduction of matches, tinder boxes were used to light fires and lamps. A spark was made by striking a flint (the striker) against a piece of metal (the steel). Some dry material (the tinder) in the box would catch fire.



*Cover to put out fire*



**SWEETNESS AND LIGHT**  
Another way to make a candle was to use wax collected from a beehive. This could be rolled into a cylinder shape.



*Handle to raise candle*



**TRIMMING THE WICK**  
With the appearance of more sophisticated oil lamps, elaborate tools were made to cut the wicks. This wick trimmer clips the wick and flicks the debris into a container.




**ON THE STREETS** *above*  
This engraving shows the first candle street lamp being lit in Paris in 1667. The lamplighter had to climb a stepladder to reach the lantern.

**TWISTER** *left*  
This candlestick has a spiral mechanism. The user twists it as the candle burns down, to keep the flame at the same level.




**CANDLE POWER** *above*  
A single candle produces only a little light – one candle power.



**PROTECTOR**  
Lanterns were used to shield the flame from the wind and to reduce the risk of fire.





# Timekeeping

**KEEPING TRACK OF TIME** was important to people as soon as they began to cultivate the land. But it was the astronomers of ancient Egypt, some 3,000 years ago, who used the regular movement of the sun through the sky to tell time more accurately. The Egyptian shadow clock was a sundial, indicating time by the position of a shadow falling across markers. Other early devices for telling time depended on the regular burning of a candle, or the flow of water through a small hole. The first mechanical clocks used the regular rocking of a metal rod, called a foliot, to regulate the movement of a hand around a dial. Later clocks use pendulums, which swing back and forth. An escapement ensures that this regular movement is transmitted to the gears, which drive the hands.

**BOOK OF HOURS**  
Medieval books of hours, prayer books with pictures of peasant life in each month, show how important the time of year was to people working on the land. This illustration for the month of March is from *Très Riches Heures of Jean, duc de Berry*.



**PLUMB LINE**  
The ancient Egyptian merkhēt was used to observe the movement of certain stars across the sky, allowing the hours of the night to be calculated. This one belonged to an astronomer-priest of about 600 B.C. named Bes.



**COLUMN DIAL**  
This small ivory sundial has two gnomons (pointers), one for summer, one for winter.




String gnomon

Folding gnomon

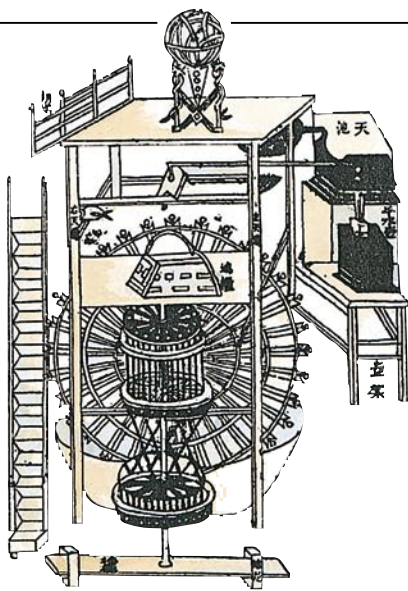
Cover

Holes to take pin



**TIBETAN TIMESTICK**  
The Tibetan timestick relied on the shadow cast by a pin through an upright rod. The pin would be placed in different positions according to the time of the year.






**WATER CLOCK**  
 Su Sung's water clock, built in 1088, was housed in a tower 35 ft (10 m) high. Its water wheel paused after each bucket filled, marking intervals of time. Gears conveyed the motion to a globe.


Adjustable weights

**LANTERN CLOCK**  
 This Japanese lantern clock was regulated by moving small weights along a balance bar. The clock has only one hand indicating the hour. Minute hands were uncommon before the 1650s, when Dutch scientist Christian Huygens made a more accurate clock regulated by a swinging pendulum.




**CHRISTIAAN HUYGENS**  
 This Dutch scientist made the first practical pendulum clock in the mid-17th century.

**VERGE WATCH**  
 Until the 16th century, clocks were powered by falling weights, and could not be moved around. The use of a coiled spring to drive the hands meant that portable clocks and watches could be made, but they were not very accurate. This example is from the 17th century.



**BRACKET CLOCK** *below*  
 This type of clock was made in the 17th century. This example was made by the famous English clockmaker Thomas Tompion. It has dials to regulate the mechanism and to select striking or silent operation.

**BALANCE-SPRING WATCH**  
 Christian Huygens introduced the balance spring in 1675. It allowed much more accurate watch movements to be made. Thomas Tompion, the maker of this watch, introduced the balance spring to England, giving that country a leading position in watchmaking.



**SANDS OF TIME** *above*  
 The sandglass was probably first used in the Middle Ages, around A.D. 1300, though this is a much later example. Sand flowed through a narrow hole between two glass bulbs. When all the sand was in the lower bulb, a fixed amount of time had passed.





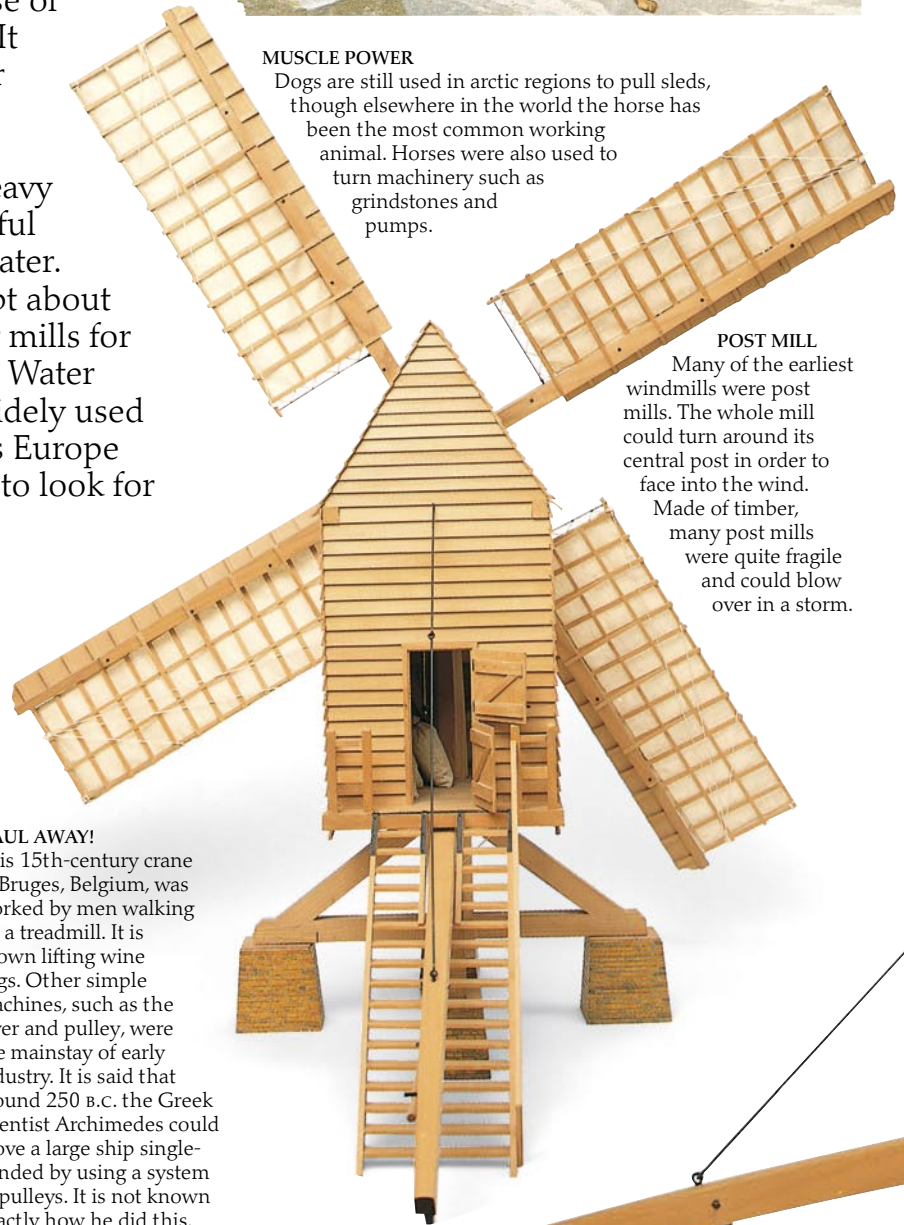
# Harnessing power

SINCE THE DAWN OF HISTORY, people have looked for sources of power to make work easier and more efficient. First they made human muscle power more effective with the use of machines such as cranes and treadmills. It was soon realized that the muscle power of animals such as horses, mules, and oxen was much greater than that of humans. Animals were trained to pull heavy loads and work on treadmills. Other useful sources of power came from wind and water. The first sailing ships were made in Egypt about 5,000 years ago. The Romans used water mills for grinding corn during the 1st century B.C. Water power remained important and is still widely used today. Windmills spread westward across Europe in the Middle Ages, when people began to look for a more efficient way of grinding grain.




## MUSCLE POWER

Dogs are still used in arctic regions to pull sleds, though elsewhere in the world the horse has been the most common working animal. Horses were also used to turn machinery such as grindstones and pumps.



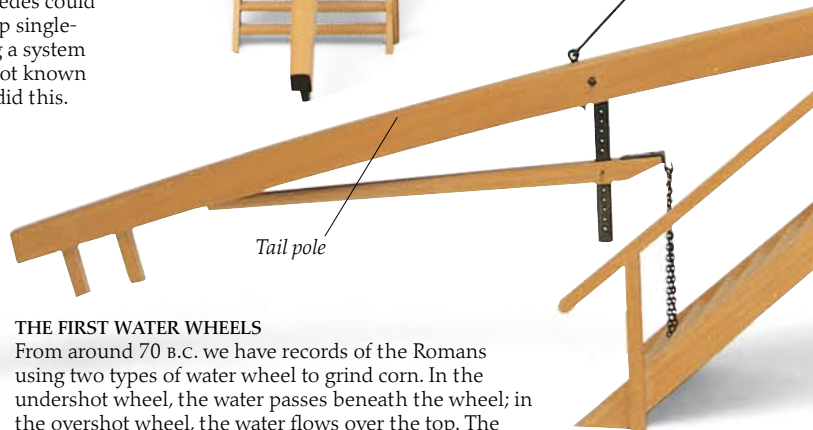
## POST MILL

Many of the earliest windmills were post mills. The whole mill could turn around its central post in order to face into the wind. Made of timber, many post mills were quite fragile and could blow over in a storm.



## HAUL AWAY!

This 15th-century crane in Bruges, Belgium, was worked by men walking on a treadmill. It is shown lifting wine kegs. Other simple machines, such as the lever and pulley, were the mainstay of early industry. It is said that around 250 B.C. the Greek scientist Archimedes could move a large ship single-handedly by using a system of pulleys. It is not known exactly how he did this.

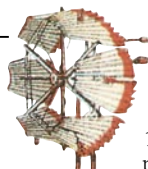


Tail pole

## THE FIRST WATER WHEELS

From around 70 B.C. we have records of the Romans using two types of water wheel to grind corn. In the undershot wheel, the water passes beneath the wheel; in the overshot wheel, the water flows over the top. The latter can be more efficient, using the weight of the water held on the blades.





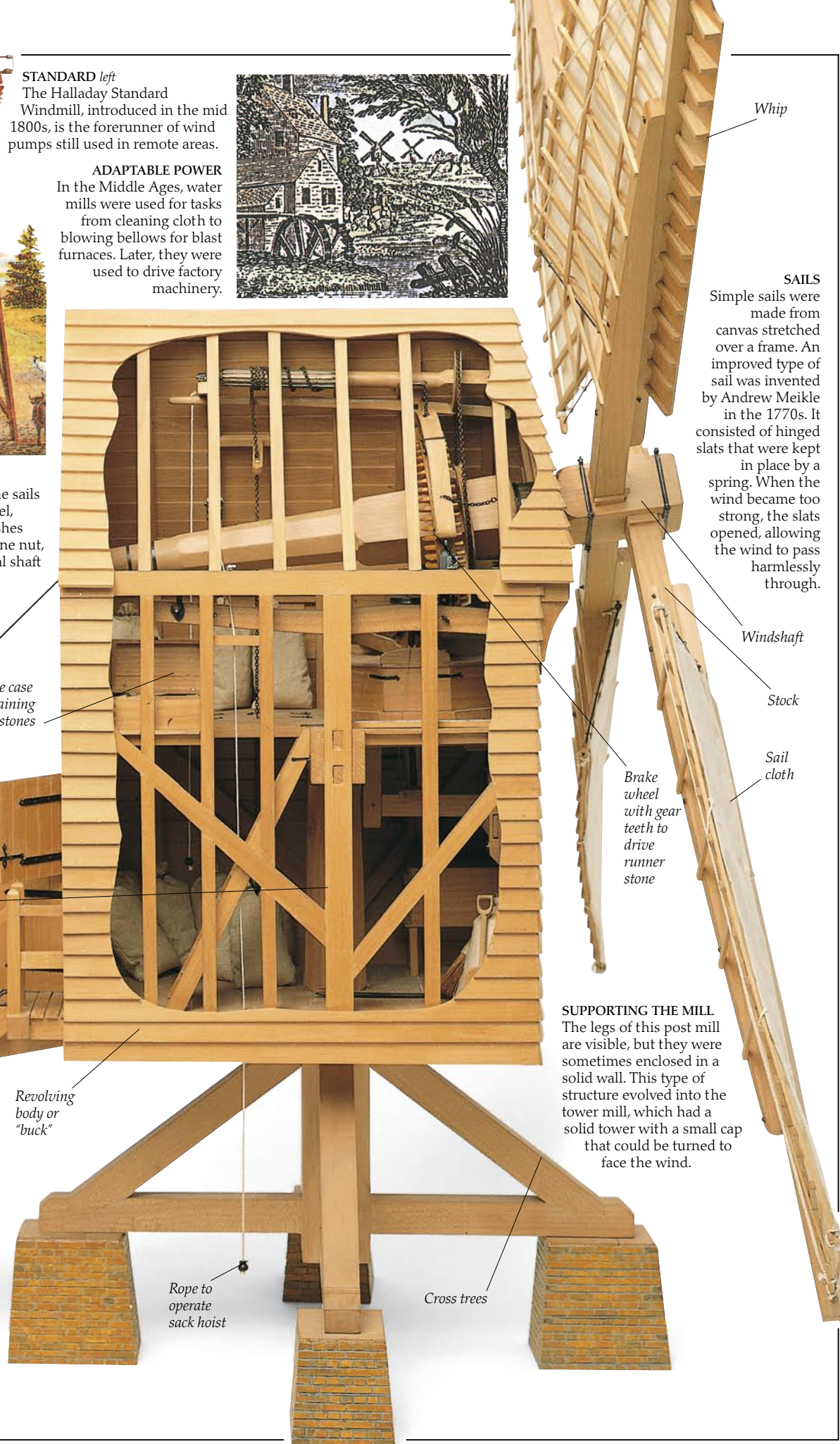
**STANDARD** *left*  
The Halladay Standard Windmill, introduced in the mid 1800s, is the forerunner of wind pumps still used in remote areas.



**ADAPTABLE POWER**  
In the Middle Ages, water mills were used for tasks from cleaning cloth to blowing bellows for blast furnaces. Later, they were used to drive factory machinery.



**INSIDE A POST MILL** *right*  
Inside the mill, the shaft from the sails was attached to a large gear wheel, called the brake wheel. This meshes with another gear, called the stone nut, which was connected to a vertical shaft that turned the runner stone.



Whip

**SAILS**  
Simple sails were made from canvas stretched over a frame. An improved type of sail was invented by Andrew Meikle in the 1770s. It consisted of hinged slats that were kept in place by a spring. When the wind became too strong, the slats opened, allowing the wind to pass harmlessly through.

Windshaft

Stock

Sail cloth

Brake wheel with gear teeth to drive runner stone

**SUPPORTING THE MILL**  
The legs of this post mill are visible, but they were sometimes enclosed in a solid wall. This type of structure evolved into the tower mill, which had a solid tower with a small cap that could be turned to face the wind.

Stone case containing mill stones

Fixed post

Revolving body or "buck"

Rope to operate sack hoist

Cross trees

**TURNING THE MILL**  
To turn the mill into the wind, the miller pushed the tail pole near the stairs. Later mills had a small wind wheel, called a fantail, with its own small sails. This turned the mill automatically.



# Printing



**EARLY TYPE**  
Blocks with one character were first used in China in about 1040. These are casts of early Turkish types.



**PUNCHES**  
Gutenberg used a hard metal punch, carved with a letter. This was hammered into a soft metal to make a mold.



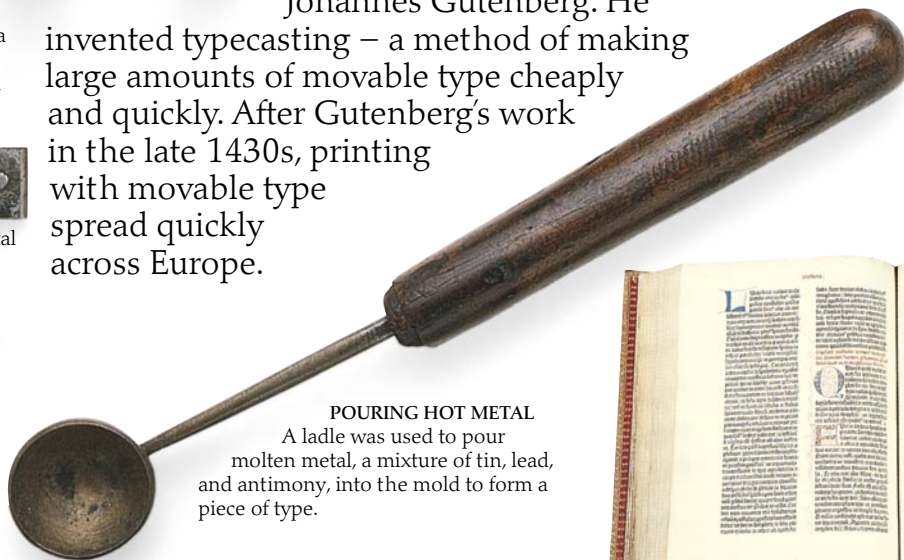
Letter stamped in metal



**IN GOOD SHAPE**  
Each "matrix" bore the impression of a letter or symbol.

**BEFORE PRINTING BEGAN**, each copy of every book had to be written out by hand. This made books rare and expensive. The first people to print books were the Chinese and Japanese in the sixth century. Characters and pictures were engraved on wooden, clay, or ivory blocks. When a paper sheet was pressed against the inked block, the characters were printed on the sheet by the raised areas of the engraving. This is known as letterpress printing. The greatest advance in printing was the invention of movable type – single letters on small individual blocks that could be set in lines and reused.

This innovation also began in China, in the 11th century. Movable type was first used in Europe in the 15th century. The most important pioneer was German goldsmith Johannes Gutenberg. He invented typesetting – a method of making large amounts of movable type cheaply and quickly. After Gutenberg's work in the late 1430s, printing with movable type spread quickly across Europe.



**POURING HOT METAL**  
A ladle was used to pour molten metal, a mixture of tin, lead, and antimony, into the mold to form a piece of type.



This early Japanese wooden printing block has a complete passage of text carved into a single block of wood.



**FROM THE ORIENT**  
This early Chinese book was printed with wooden blocks, each of which bore a single character.



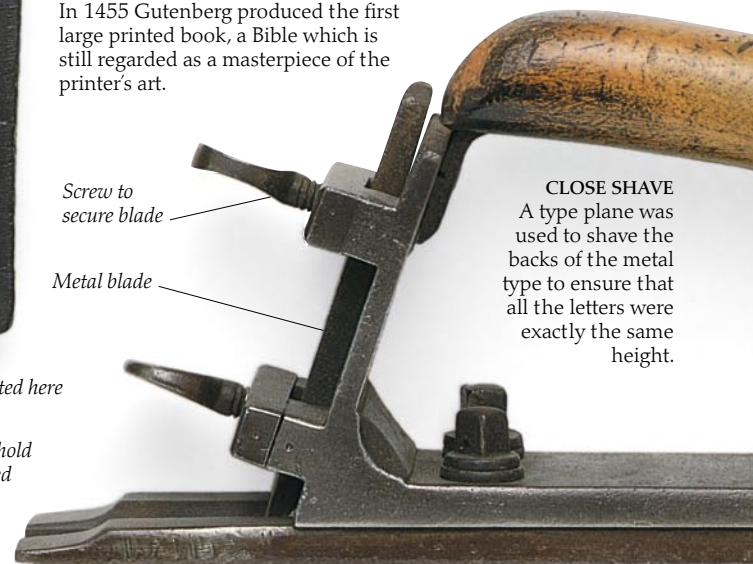
**THE GUTENBERG BIBLE**  
In 1455 Gutenberg produced the first large printed book, a Bible which is still regarded as a masterpiece of the printer's art.



**TYPE MOLD**  
The matrix was placed in the bottom of a mold like this. The mold was then closed, and the molten metal was poured in through the top. The sides were opened to release the type.

Mold inserted here

Spring to hold mold closed



Screw to secure blade

Metal blade

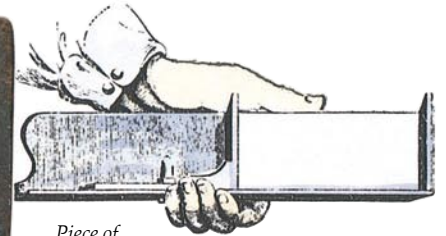
**CLOSE SHAVE**  
A type plane was used to shave the backs of the metal type to ensure that all the letters were exactly the same height.






**REVERSED WORDS** *above*  
Early printers arranged type into words on a small tray called a composing stick. The letters have to be arranged upside down and from right to left – the printed impression is the mirror image of the type.


**SPACING THE WORDS** *below*  
The type on this modern composing stick shows how you could adjust the length of the line by inserting small pieces of metal between the words. These would not print because they are lower than the raised type.



How the traditional composing stick was held in the hand



Spacer



Adjustable grip to set width of lines



Compositor setting type by hand



**GUTENBERG'S WORKSHOP**  
About 1438 Johannes Gutenberg invented a method of making type of individual letters from molten metal. The printers seen here are setting type and using the press in Gutenberg's workshop. Printed pages are hanging up for the ink to dry.

Screw locks type in place




**HELD TIGHT**  
When the type was complete, it was placed in a metal frame called a chase. The type was locked in place with pieces of wood or metal to make the form. The form was then placed in the printing press, inked, and printed.

Type forming a single page





# Optical inventions



**IN THE DISTANCE**  
The telescope must have been invented many times – whenever someone put two lenses together like this and realized distant objects could be made to look larger.

**T**HE SCIENCE OF OPTICS is based on the fact that light rays are bent, or refracted, when they pass from one medium to another (for example, from air to glass). The way in which curved pieces of glass (or lenses) refract light was known to the Chinese in the 10th century A.D. In Europe in the 13th and 14th centuries, the properties of lenses began to be used for improving vision, and eyeglasses appeared. For thousands of years, people used mirrors (made at first of shiny metals) to see their faces. But it was not until the 17th century that more powerful optical instruments, capable of magnifying very small items and bringing distant objects into clearer focus, began to be made. Developments at this time included the telescope, which appeared at the beginning of the century, and the microscope, invented around 1650.

## BLURRED VISION

Eyeglasses, pairs of lenses for correcting sight defects, have been in use for over 700 years. At first they were used only for reading, and like the ones being sold by this early optician, were perched on the nose when needed. Eyeglasses for correcting near-sightedness were first made in the 1450s.



## GLASS EYES?

Convex (outward-curving) lenses were known in 10th-century China, but the use of lenses for reading glasses and to make eyeglasses for the far-sighted probably began in Europe. These 17th-century reading glasses use convex lenses.



17th-century glass was often colored



17th-century eyeglasses

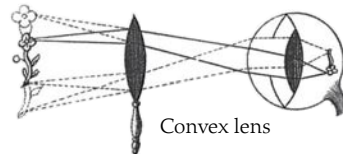


Leather-covered tube

Lens cap



Concave lens



Convex lens

## STARGAZING


The celebrated Italian scientist and astronomer Galileo Galilei pioneered the use of refracting telescopes to study the heavens.

This is a replica of one of Galileo's earliest instruments. It has a convex lens at the front and a concave (inward-curving) lens at the viewing end.

## COLORING THE VIEW

Early refracting telescopes, such as this 18th-century English model, produced images with blurred, colored edges, because their lenses bent the different colors of light by different amounts. In 1729, Chester Moor Hall had a main lens made by putting together two lenses made of different kinds of glass. The color distortion of one lens was counteracted by the other.





Eyepiece lens

Objective lens



**ANTON VAN LEEUWENHOEK**  
(1632–1723) *left*  
Dutchman Leeuwenhoek taught himself to grind lenses and made simple microscopes with a tiny lens in a metal frame. Obtaining magnifications of up to 280 times, he was one of the first to study the miniature natural world, and described “very little and odd animalcules” in drops of pond water.

**COMPOUND INTEREST** *above*  
The compound microscope has not one but two lenses. The main lens magnifies the object, and the eyepiece lens enlarges the magnified image.



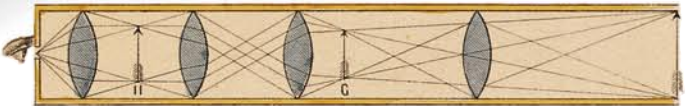
Lens cap



Lens cap

**ON REFLECTION**  
The reflecting telescope uses a mirror lens. This avoids the problem of color distortion and the need for long focal-length lenses, which required long viewing tubes. This version has two mirrors and an eyepiece lens.

Geared focusing mechanism



**ON THE LEVEL**  
A quadrant and plumb line are fitted to this 17th-century telescope. They help the astronomer work out the altitude of an object in the sky.

**PEEPING TOM**  
Jealousy glasses were sometimes used by the 18th-century English gentry for keeping an eye on one another. A mirror in the tube reflects the light rays so that you could look to one side when it seemed that you were looking straight ahead.


18th-century pocket telescope

**TWO FOR A TENOR**  
Simple binoculars, like these 19th-century opera glasses decorated with mother-of-pearl and enamel, consist of two telescopes mounted side-by-side. Prism binoculars had been invented by 1880. The prism, a wedge of glass, “folded” the light rays, shortening the length of the tube needed and allowing greater magnification in a smaller instrument.



Eyepiece

Focus adjuster






# Calculating

PEOPLE HAVE ALWAYS counted and calculated, but calculating became very important when the buying and selling of goods began. Apart from fingers, the first aids to counting and calculating were small pebbles, used to represent the numbers from one to ten. About 5,000 years ago, the Mesopotamians made several straight furrows in the ground into which the pebbles were placed. Simple calculations could be done by moving the pebbles from one furrow to another. Later, in China and Japan, the abacus was used in the same

way, with its rows of beads representing hundreds, tens, and units. The next advances did not come until much later, with the invention of calculating aids like logarithms, the slide rule, and basic mechanical calculators in the 17th century A.D.




Upper beads are five times the value of lower beads



**USING AN ABACUS**  
Experienced users can calculate at great speed with an abacus. As a result, this method of calculation has remained popular in China and Japan – even in the age of the electronic calculator.

## POCKET CALCULATOR

The ancient Romans used an abacus similar to the Chinese. It had one bead on each rod in the upper part; these beads represented five times the value of the lower beads. This is a replica of a small Roman hand abacus made of brass.



## THE ABACUS

In the Chinese abacus, there are five beads on the lower part of a rod, each representing 1, and two beads on the upper part, each representing 5. The user moves the beads to perform calculations.



## HARD BARGAIN

Making quick calculations became important in the Middle Ages, when merchants began to trade all around Europe. The merchant in this Flemish painting is adding up the weight of a number of gold coins.



Notches

## KEEPING ACCOUNTS

On tally sticks, the figures were cut into the stick in the form of a series of notches. The stick was then split in two along its length, through the notches, so each person involved in the deal had a record.

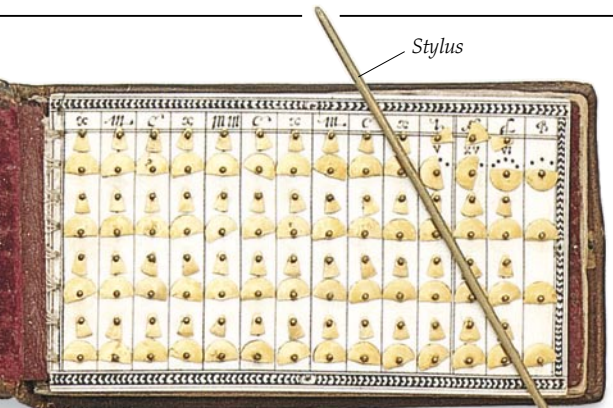
## USING LOGARITHMS

With logarithms and a slide rule it is possible to do complicated calculations very quickly.

Parallel scales





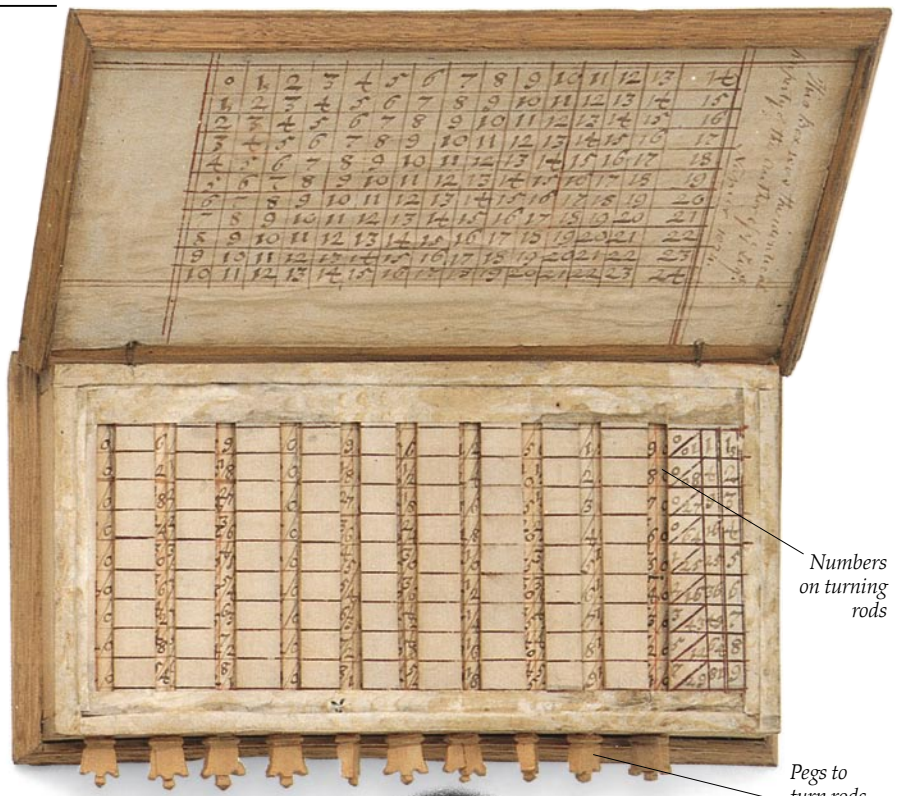


Stylus

**WHAT A GEM!**  
 This "arithmetical jewel," made of brass and ivory by William Pratt in 1616, is an aid to addition and subtraction. A stylus was used to move wheels marked with numbers. It was probably owned by a wealthy person.



**NAPIER'S BONES**  
 These calculating rods were invented by John Napier in the early 17th century. They had numbers from 1 to 9 at one end. The numbers along the sides of the rods were multiples of the end number. To find the multiples of a number  $x$ , the rods representing  $x$  were laid side by side; the answers were found by adding adjacent numbers.



Numbers on turning rods

Pegs to turn rods

**READY RECKONER**  
 This device uses the principle of Napier's bones, but the numbers are engraved on turning rollers, which meant that the parts were less likely to get lost.



Blaise Pascal

**PASCAL'S CALCULATOR**  
 Pascal created his calculator of 1642 to help his father, a tax official. The machine consisted of a number of toothed wheels with numbers in concentric rings. Numbers to be added or subtracted were dialed in, and the answer appeared behind holes.


Answers appear here

Numbers dialed in here





# The steam engine



Hero of Alexandria's steam engine

**T**HE POWER DEVELOPED BY STEAM has fascinated people for hundreds of years. During the first century A.D., Greek scientists realized that steam contained energy that could possibly be used by people. But the ancient Greeks did not use steam power to drive machinery. The first steam engines were designed at the end of the 17th century by engineers such as the Marquis of Worcester and Thomas Savery. Savery's engine was intended to be used for pumping water out of mines. The first really practical steam engine was designed by Thomas Newcomen, whose first engine appeared in 1712. Scottish instrument-maker James Watt improved the steam engine still further. His engines condensed steam outside the main cylinder, which conserved heat by dispensing with the need alternately to heat and cool the cylinder. The engines also used steam to force the piston down to increase efficiency. The new engines soon became a major source of power for factories and mines. Later developments included the more compact, high-pressure engine, which was used in locomotives and ships.


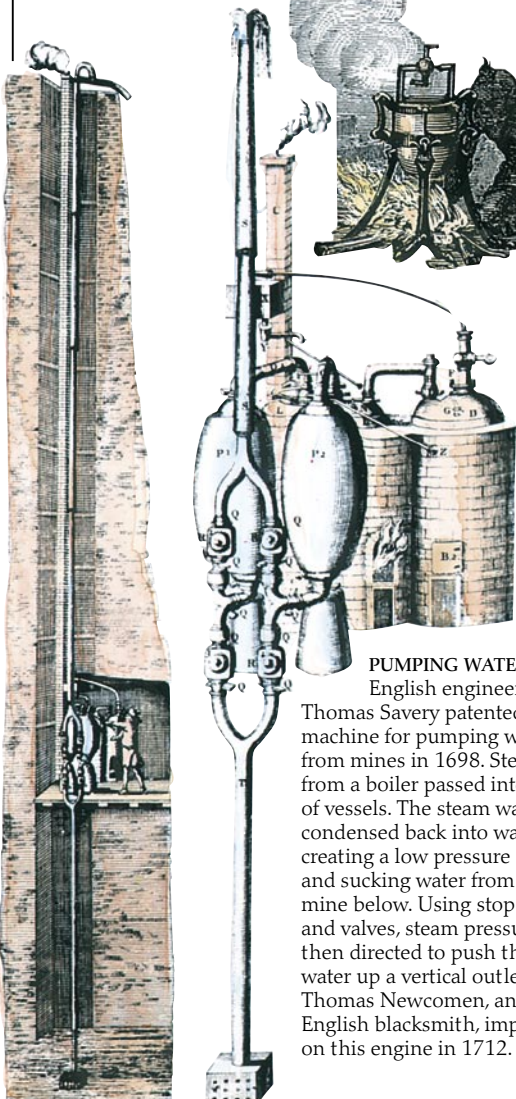


## GREEK STEAM POWER

Some time during the 1st century A.D., the Greek scientist Hero of Alexandria invented the *aeolipile* – a simple steam engine that used the principle of jet propulsion. Water was boiled inside the sphere, and steam came out of bent jets attached to it. This made the ball turn around. The device was not used for any practical purpose.

## PUMPING WATER

English engineer Thomas Savery patented a machine for pumping water from mines in 1698. Steam from a boiler passed into a pair of vessels. The steam was then condensed back into water, creating a low pressure area and sucking water from the mine below. Using stop cocks and valves, steam pressure was then directed to push the water up a vertical outlet pipe. Thomas Newcomen, an English blacksmith, improved on this engine in 1712.



Parallel motion  
Piston rod

Cylinder

Valve chest

"Eduction pipe" to condenser


Air pump

Cistern containing condenser and air pump




### BEAM ENGINES

Newcomen's engine was called a beam engine. The huge beam on top rocked back and forth, transferring power from a piston moving in a cylinder to gears turning a wheel. Steam entered the cylinder as the piston moved up and was then condensed. Air pressure then forced the piston down. James Watt improved the engine.



Beam



Governor

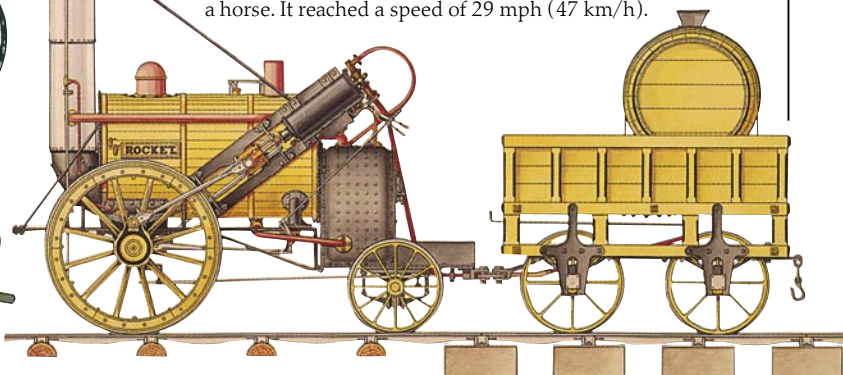
Connecting rod

Flywheel

Crankshaft

### ON THE MOVE

Richard Trevithick (1771-1833), a British mining engineer, developed a small steam engine using high-pressure steam, which he used to power the first steam locomotive in 1804. George Stephenson (1781-1848) built his first locomotive, the *Blücher*, in 1814. This was followed by other locomotives, such as the *Rocket*, the first vehicle to travel faster than a horse. It reached a speed of 29 mph (47 km/h).



### WAITING FOR THE END *below*

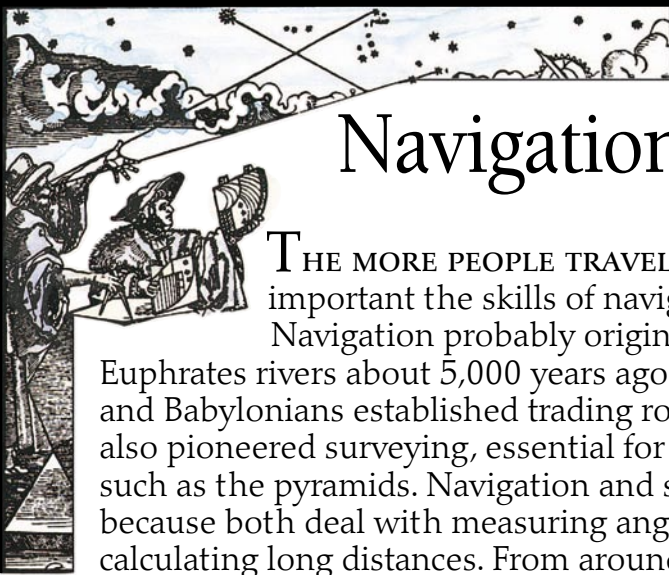
People took their carriages on the train so that they had transportation when they got to the end of the line.



### AT SEA

The first steamship to cross the Atlantic was the *Savannah*. In 1819, it sailed from New York to Liverpool, England, in 21 days. Like most early steamships, it had sails as well as an engine. So much space was needed for fuel that there was little room for passengers and cargo. The first ship to cross the Atlantic under steam power alone was the *Sirius*, which sailed from London to New York in 1838.





# Navigation and surveying


**T**HE MORE PEOPLE TRAVELED by boat, the more important the skills of navigation became.

Navigation probably originated on the Nile and Euphrates rivers about 5,000 years ago when the Egyptians and Babylonians established trading routes. The Egyptians also pioneered surveying, essential for creating large buildings such as the pyramids. Navigation and surveying are related because both deal with measuring angles and calculating long distances. From around 500 B.C., first the Greeks, then the Arabs and Indians, established astronomy, geometry, and trigonometry as sciences and created such instruments as the astrolabe and compass.

Understanding the movements of heavenly bodies and the relationship between angles and distances, medieval seafarers were able to create a system of longitude and latitude for finding their way at sea without reference to landmarks. The Romans pioneered the widespread use of accurate surveying instruments, and Renaissance architects added the theodolite, our most important surveying tool.

## STRETCHING IT OUT

Ropes, chains, tapes, and rods have all been used for measuring distances. In about 1620, Edmund Gunter developed this type of metal chain for determining the area of plots of land. The chain is 66 ft (20 m) long and is made of 100 links. Markers are placed at regular intervals.



Handle

Chain link

Brass marker

Chinese mariner's compass

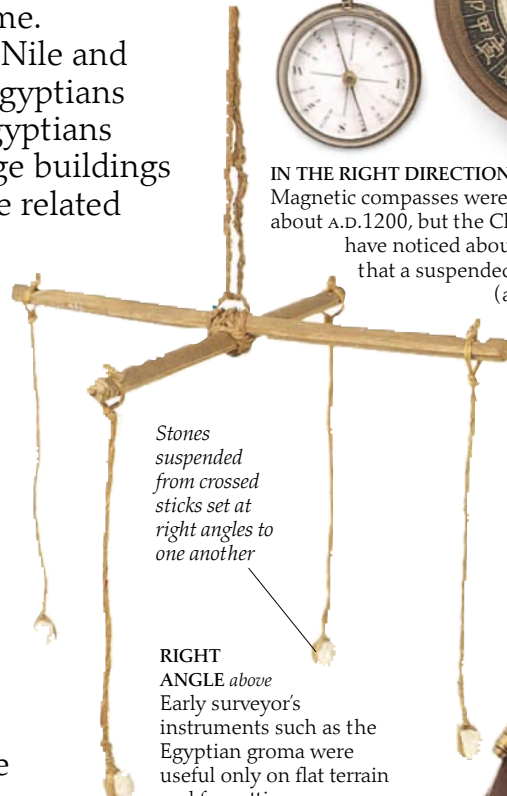


18th-century English compass



## IN THE RIGHT DIRECTION

Magnetic compasses were used in Europe by about A.D. 1200, but the Chinese are thought to have noticed about 1,500 years before that a suspended piece of lodestone (a magnetic iron mineral) points north-south.



Stones suspended from crossed sticks set at right angles to one another

## RIGHT ANGLE

Early surveyor's instruments such as the Egyptian groma were useful only on flat terrain and for setting a limited range of angles. With the groma, distant objects were marked out against the position of the stones in a horizontal plane.

Central arm



## OCTANT


In the 1730s, English seafarer John Hadley invented the octant. This version is from about 1750. It enabled navigators to measure the altitude of the sun, moon, and stars so that they could find their latitude.





**SETTING BY THE SUN** *above*  
 Medieval surveyors and navigators used instruments like the astrolabe (bottom right), the cross-staff (top right), and a measuring compass (left). The astrolabe was a 5th-century Arab development of ancient Greek astronomical instruments used to tell the local time by the position of the sun in the sky.

**TURNING FULL CIRCLE**  
 In 1676, Italian Joannes Macarius was so proud of this highly decorated circumferentor that he had his name engraved on it. It enabled the user to compare angles and figure out how far away a distant object was.



Three sets of degrees and angles on a graduated (divided) scale

Scales of length


Sight



Sight

Mirror

**SMALL SEXTANT** *above*  
 Sextants like this one from 1850 were used by army personnel and roadbuilders for making military maps and surveying land for roads or railways.




Telescopic sight


Ebony frame

Ivory scale

**BURNING BRIGHT**  
 The Pharos in Alexandria, Egypt was the first lighthouse and one of the seven wonders of the ancient world. Built in about 300 B.C., it stood 350 ft (110 m) tall. Its mirrors projected light from a giant fire to ships far out at sea.



**STARRY-EYED**  
 The octant was not good for working out longitude. In England in 1757, John Campbell developed the sextant for measuring both longitude and latitude.



Surveyor using a backstaff

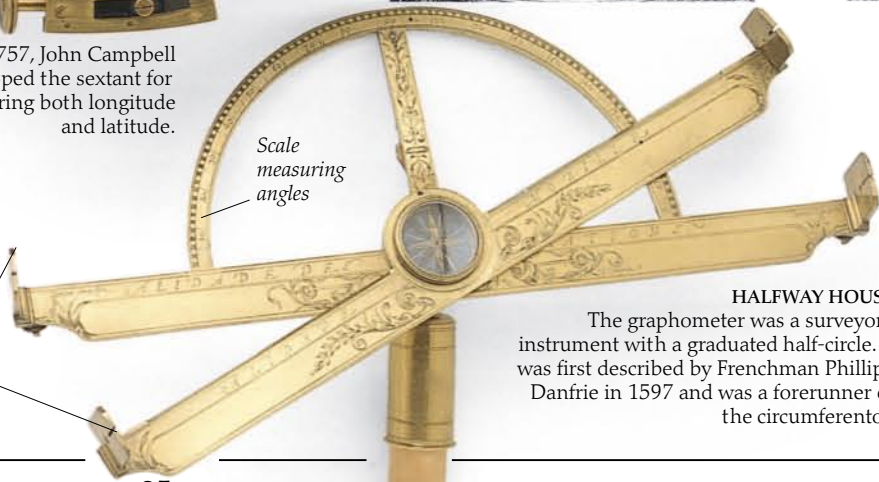
Scale measuring angles

Sights

Graduated angle scale

Reading marker

**HALFWAY HOUSE**  
 The graphometer was a surveyor's instrument with a graduated half-circle. It was first described by Frenchman Phillipe Danfrie in 1597 and was a forerunner of the circumferentor.





# Spinning and weaving

EARLY PEOPLE used animal skins to help them keep warm but about 10,000 years ago, people learned how to make cloth. Wool, cotton, flax, or hemp was first spun into a thin thread, using a spindle. The thread was then woven into a fabric. The earliest weaving machines probably consisted of little more than a pair of sticks that held a set of parallel threads, called the warp, while the cross-thread, called the weft, was inserted. Later machines called looms had rods that separated the threads to allow the weft to be inserted more easily. A piece of wood, called the shuttle, holding a spool of thread, was passed between the separated threads. The basic principles of spinning and weaving have stayed the same until the present day, though during the industrial revolution of the 18th century many ways were found of automating the processes. With new machines such as the spinning

mule, many threads could be spun at the same time, and, with the help of devices like the flying shuttle, broad pieces of cloth could be woven at great speed.

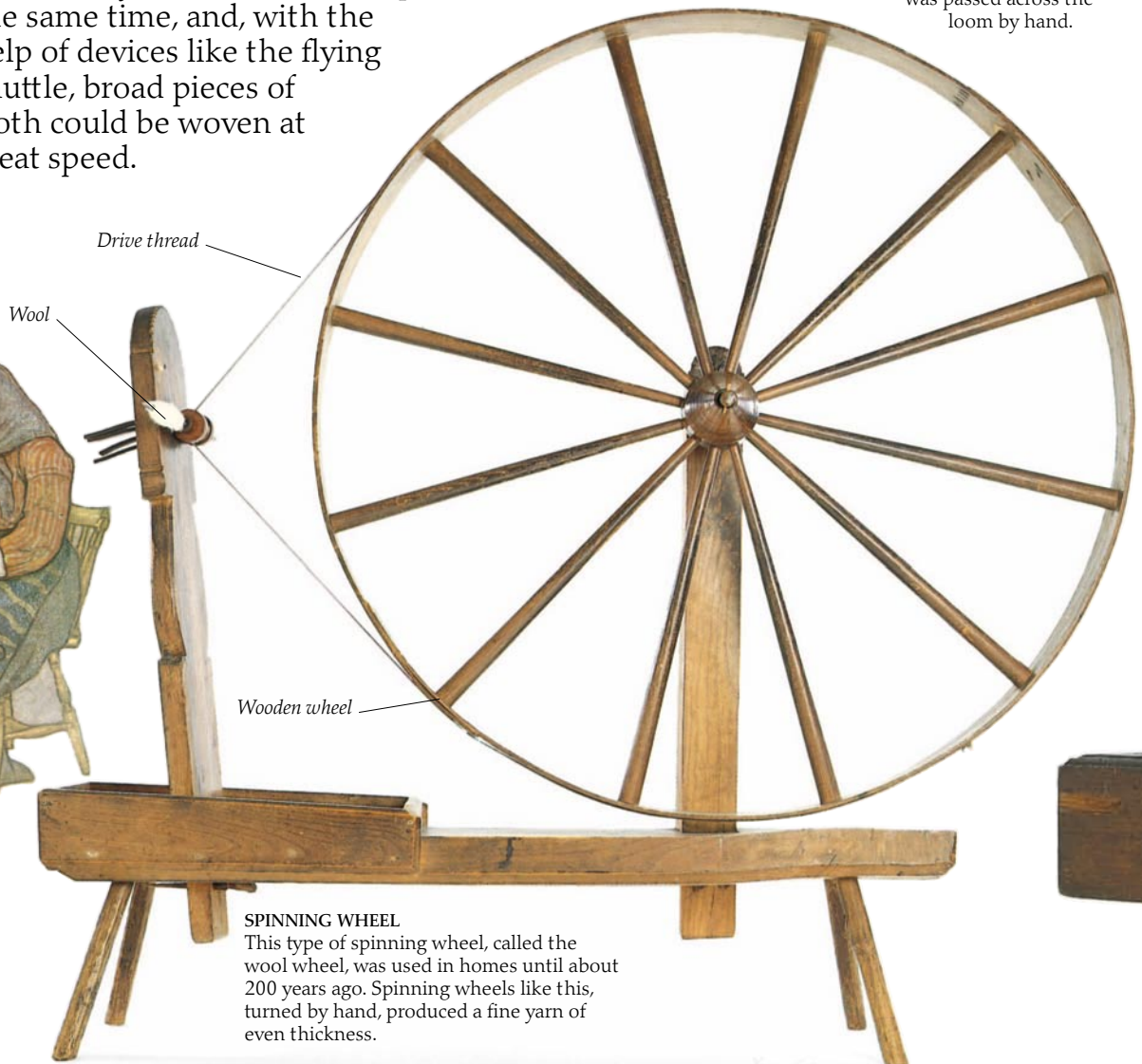


**CLOTHMAKING IN THE MIDDLE AGES**  
In about A.D. 1300, an improved loom was introduced to Europe from India. It was called the horizontal loom and had a framework of string or wire to separate the warp threads. The shuttle was passed across the loom by hand.

**ANCIENT SPINDLE**  
Spindles like this were turned by hand to twist the fibers, and then allowed to hang so that the fibers were drawn in to a thread. This example was found in 1921 at the ancient Egyptian site at Tel el Amarna.



**SPINNING AT HOME**  
The spinning wheel, which was introduced to Europe from India about A.D. 1200, speeded up the spinning process. In the 16th century, a foot treadle was added, freeing the spinner's hands – the left to draw out the fiber, the right to twist the thread.



**SPINNING WHEEL**  
This type of spinning wheel, called the wool wheel, was used in homes until about 200 years ago. Spinning wheels like this, turned by hand, produced a fine yarn of even thickness.




**WATER FRAME** *right*

About 250 years ago, a number of improvements were made to spinning machines. In 1769, Englishman Richard Arkwright introduced the water frame. The water frame first drew out the thread, then twisted it as it was wound on to a spool or bobbin. Some ten years later, Samuel Crompton introduced the "spinning mule," which could spin up to 1,000 threads at a time.




**CHILD LABOR** *above*

With the new machinery, spinning moved out of homes into factories, where water or steam power was available to work the machines. Young people were employed to crawl under machines to mend broken threads or pick up fluff.



**POWER WEAVING**

The first steam-powered loom appeared in 1787. It could pass the shuttle across the cloth over 200 times a minute. By the 1830s, steam- and water-powered weaving machines were common in factories.



Fiber to be spun

Spun thread

Bobbins

Drive wheel



# Batteries

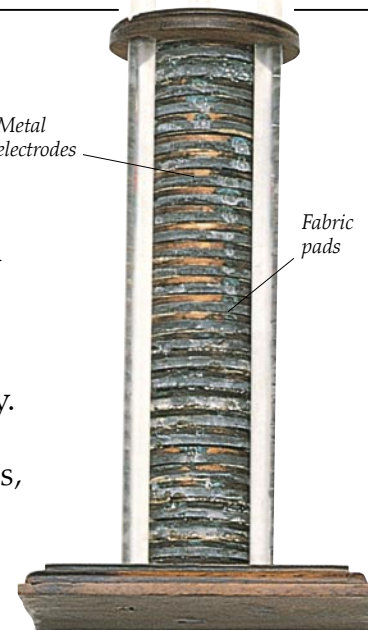
OVER 2,000 YEARS AGO, the Greek scientist Thales produced small electric sparks by rubbing a cloth against amber, a yellow resin formed from the sap of long-dead trees. But it was a long time before people succeeded in harnessing this power to produce a battery – a device for producing a steady flow of electricity. It was in 1800 that Alessandro Volta (1745-1827) published details of the first battery. Volta's battery produced electricity using the chemical reaction between certain solutions and metal electrodes. Other scientists, such as John Frederic Daniell (1790-1845), improved Volta's design by using different materials for the electrodes. Today's batteries follow the same basic design but use modern materials.



**LIGHTNING FLASH**  
In 1752, inventor Benjamin Franklin flew a kite in a thunderstorm. Electricity flowed down the wet line and produced a small spark, showing that lightning bolts were huge electric sparks.

*Space filled with acid or solution*

**ANIMAL ELECTRICITY**  
Luigi Galvani (1737-1798) found that the legs of dead frogs twitched when they were touched with metal rods. He thought the legs contained "animal electricity." Volta suggested a different explanation. Animals do produce electricity, but the twitching of the frog's legs was probably caused by the metal rods and the moisture in the legs forming a simple electric cell.



**VOLTA'S PILE** *above* Volta's battery, or "pile," consisted of disks of zinc and silver or copper separated by pads moistened with a weak acid or salt solution. Electricity flowed through a wire linking the top and bottom disks. An electrical unit, the volt, is named after Volta.



*Zinc plate*      *Handles for lifting out zinc plates*      *Copper plate*



**BUCKET CHEMISTRY**  
To produce higher voltages, and thus larger currents, many cells, each consisting of a pair of electrodes of different metals, were connected together. The common "voltaic" cell consists of copper and zinc electrodes immersed in weak acid. The English inventor Cruikshank created this "trough" battery in 1800. The metal plates were soldered back-to-back and cemented into slots in a wooden case. The case was then filled with a dilute acid or a solution of ammonium chloride, a salt.



**DIPPING IN, DRYING OUT**  
In about 1807, W. H. Wollaston, an English chemist, created a battery like this. Zinc plates were fixed between the arms of U-shaped copper plates, so that both sides of the zinc were used. The zinc plates were lifted out of the electrolyte to save zinc when the battery was not in use.



**RELIABLE ELECTRICITY**

The Daniell cell was the first reliable source of electricity. It produced a steady voltage over a considerable time. The cell had a copper electrode immersed in copper sulphate solution, and a zinc electrode in sulphuric acid. The liquids were kept separate by a porous diaphragm.




Copper can acting as electrode



Porous diaphragm




Zinc rod electrode



**RECHARGEABLE BATTERY**

The French scientist Gaston Planté was a pioneer of the lead-acid accumulator, which can be recharged when it runs down. It has electrodes of lead and lead oxide in strong sulphuric acid.



Terminal

**WILHELM ROENTGEN** *right*  
The German scientist Wilhelm Roentgen (1845-1923) discovered X-rays in 1895. Roentgen did not understand what these rays were so he named them X-rays.



**GASSNER CELL** *left*  
Chemist Carl Gassner developed a pioneering type of "dry" cell. He used a zinc case as the negative (-) electrode, and a carbon rod as the positive (+) electrode. In between them was a paste of ammonium chloride solution and Plaster of Paris.

**HUBBLE BUBBLE** *right*  
Some early batteries used concentrated nitric acid, but they gave off poisonous fumes. To avoid such hazards, the bichromate cell was developed in the 1850s. It used a glass flask filled with chromic acid. Zinc and carbon plates were used as electrodes.




**POWERPACKS** *left*

The so-called "dry" cell has a moist paste electrolyte inside a zinc container that acts as one electrode. The other electrode is manganese dioxide, connected via a carbon rod. Small modern batteries use a variety of materials for the electrodes. Mercury batteries were the first long-life dry cells. Some batteries use lithium, the lightest of metals. They have a very long life and are therefore used in heart pacemakers.







**IN THE BLACK BOX**  
The camera obscura (from the Latin for dark room) was at first just a darkened room or large box with a tiny opening at the front and a screen or wall at the back onto which images were projected. From the 16th century, a lens was used instead of the "pinhole."

# Photography

**T**HE INVENTION OF PHOTOGRAPHY made accurate images of any object readily available for the first time. It sprang from a combination of optics (see p. 28) and chemistry. The projection of the Sun's image on a screen had been explored by Arab astronomers in the 9th century A.D., and by the Chinese before them. By the 16th century, Italian artists such as Canaletto were using lenses and a camera obscura to help them make accurate drawings. In 1725 a German professor, Johann Heinrich Schulze, showed that the darkening of silver nitrate solution when exposed to the Sun was caused by light, not heat. In 1827, a light-sensitive material was applied to a metal plate and a permanent visual record of an object was made.



**CALOTYPE IMAGE**  
By 1841, Englishman William Henry Fox Talbot had developed the Calotype. This is an early example. It was an improved version of a process he had announced two years before, within days of Daguerre's announcement. It provided a negative image, from which positives could be printed.

## The daguerreotype

Joseph Nicéphore Niepce took the first surviving photograph. In 1826, he coated a pewter plate with bitumen and exposed it in a camera. Where light struck, the bitumen hardened. The unhardened areas were then dissolved away to leave a visible image. In 1839, his one-time partner, Louis Jacques M. N. P. Daguerre, developed a superior photographic process, producing the daguerreotype.



**DAGUERREOTYPE IMAGE**  
A daguerreotype consisted of a copper plate coated with silver and treated with iodine vapor to make it sensitive to light. It was exposed in the camera, then the image was developed by mercury vapor and fixed with a strong solution of ordinary salt.

**MAKING ADJUSTMENTS**  
By using screw-in lens fittings and different sized diaphragm rings to adjust the lens aperture, as on this folding daguerreotype camera of the 1840s, it became possible to photograph both close-up and distant objects in a variety of lighting conditions.



**EXPOSING THE PLATE below**  
In some daguerreotype cameras, the object was viewed through a hole in the back of the box. Then the photographic plate, protected by a cover, was slid into place. The lens cap and the cover were removed to expose the plate, then replaced.



**HEAVY LOADS**  
Enlargements could not be made with the early photographic processes, so for large pictures, big glass plates were used. With a dark tent for inspecting wet plates as they were exposed, plus water, chemicals, and plates, the equipment could weigh over 110 lb (50 kg).



# The wet plate

From 1839 on, the pioneers of photography concentrated on the use of salts of silver as the light-sensitive material. In 1851, Frederick Scott Archer created a glass photographic plate more light-sensitive than its predecessors. It recorded negative images of fine detail with exposures of less than 30 seconds. The plate was coated with a chemical mix, put in the camera, and exposed while still wet. It was a messy process, but gave excellent results.



Chemicals for wet-plate process

Plate holder

### CHEMICALS above right

A wet plate consisted of a glass sheet coated with silver salts and a sticky material called collodion. It was usually developed with pyrogallic acid and fixed with sodium thiosulphate ("hypo"). Chemicals were dispensed from small bottles.

### IN AND OUT OF VIEW

This wet-plate camera was mounted on a tripod. The rear section into which the photographic plate was inserted could slide toward or away from the front lens section to increase or decrease the image size and produce a clear picture. Fine focusing was by means of a knob on the lens tube.



Wet-plate negative

# Modern photography

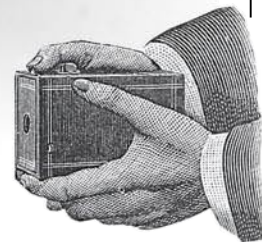
In the 1870s dry gelatine-coated plates covered with extremely light-sensitive silver bromide were developed. Soon more sensitive paper allowed many prints to be made from a negative quickly and easily in a darkroom. In 1888 George Eastman introduced a small, lightweight camera. It used film which came on a roll.



Film winder

### PHOTOGRAPHY FOR ALL

In the early 1900s Eastman developed inexpensive Brownie box cameras such as this, and amateur photography was born. Each time a photo was taken, you would wind the film to be ready for the next shot.



Viewfinder

Film winder

Lens



SLR camera



### ROLL FILM

Eastman's early roll film consisted of a long thin strip of paper from which the negative coating was stripped and put down on glass plates before printing. In 1889 celluloid roll film came on the market. The light-sensitive emulsion was coated onto a see-through base so that the stripping process was eliminated.

### CANDID CAMERA right

By the 1920s German optical instrument manufacturers such as Carl Zeiss were developing small precision cameras. This 1937 single-lens reflex (SLR) Exakta model is in many ways the forerunner of a whole generation of modern cameras.

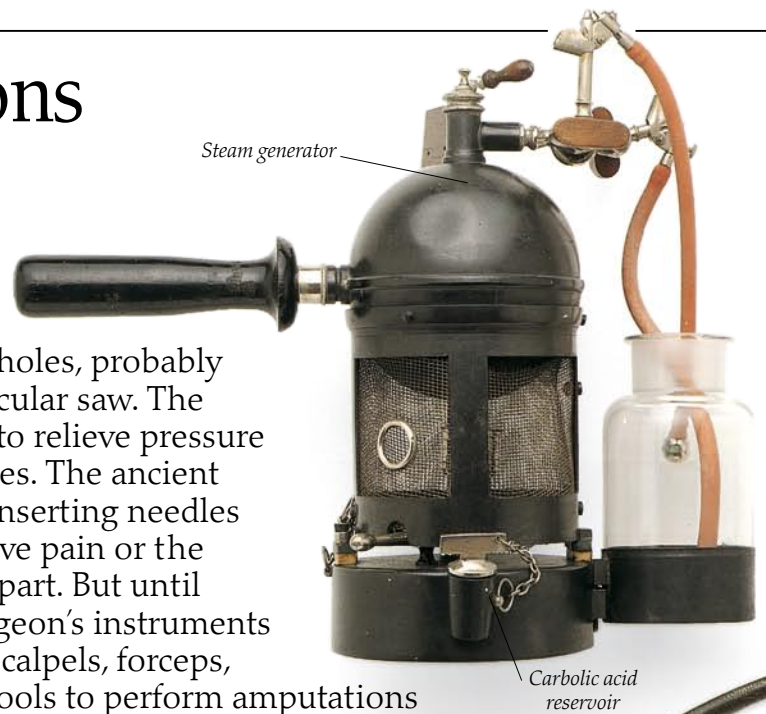


# Medical inventions

PEOPLE HAVE ALWAYS practiced some form of medicine. Early peoples used herbs to cure illnesses. Some prehistoric skulls have been found with round holes, probably drilled with a trepan, a surgeon's circular saw. The ancient Greeks used this operation to relieve pressure on the brain after severe head injuries. The ancient Chinese practiced acupuncture, inserting needles into one part of the body to relieve pain or the symptoms of disease in another part. But until well into the 19th century, a surgeon's instruments differed little from early ones – scalpels, forceps, various hooks, saws, and other tools to perform amputations or to extract teeth. The first instruments used to determine the cause of illnesses were developed in Renaissance Europe following the pioneering anatomical work of scientists such as Leonardo da Vinci and Andreas Vesalius. In the 19th century, medicine developed quickly; much of the equipment still used in medicine and dentistry today, from stethoscopes to dental drills, were developed at this time.



**PLUNGING IN**  
Syringes were first used in ancient India, China, and North Africa. Nowadays, syringes consist of a hollow glass or plastic barrel and a plunger. A syringe fitted with a blade was first used in about 1850 by French surgeon Charles Gabriel Pravaz to introduce fluids into veins.

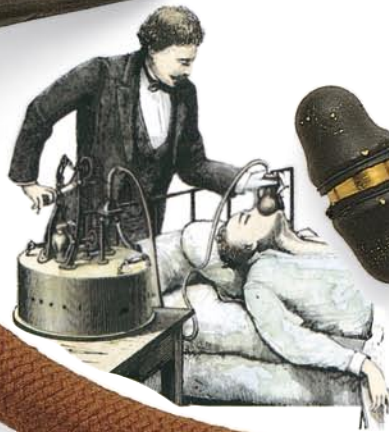


Steam generator

Carbolic acid reservoir



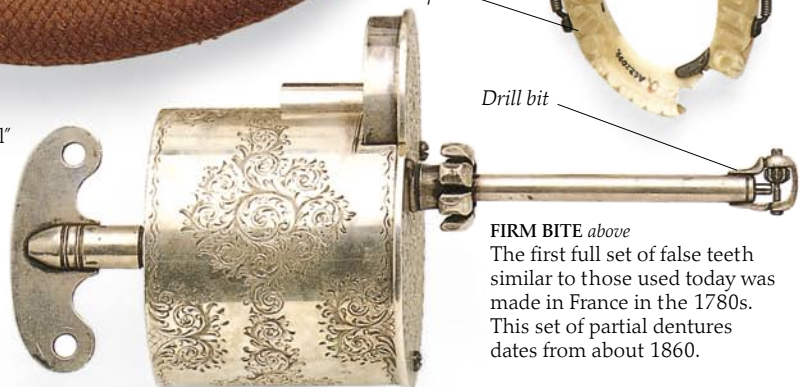
Mouthpiece placed over patient's mouth had valves for breathing in and out



**NUMBING PAIN**  
Before the discovery of anesthetics in 1846, surgery was done while the patient was still conscious and capable of feeling pain. Later, nitrous oxide (laughing gas), ether, or chloroform was used to numb pain. The gases were inhaled via a face mask.

**YOU WON'T FEEL A THING**  
By the 1850s, anesthetics were used by dentists to "kill" pain. The first dental drills appeared in the 1860s.

**DRILLING DOWN** right  
The Harrington "Erado" clockwork dental drill dates from about 1864. When fully wound, it worked for up to 2 minutes.



Drill bit


**FIRM BITE** above  
The first full set of false teeth similar to those used today was made in France in the 1780s. This set of partial dentures dates from about 1860.

Flexible rubber tube

Porcelain teeth

Coiled spring

Ivory lower plate





**SPRAY IT ON** *left*

By 1865 Scottish surgeon Joseph Lister had developed an antiseptic carbolic steam spray. It created a mist of carbolic acid, intended to kill germs around the operation site. This version dates from about 1875.

**THROUGH THE LOOKING TUBE** *right*

Different types of endoscope, for viewing inside the body without surgery, were developed in the 19th century. This 1880s version used a candle as a light source.

Candle

**DOWN THE TUBE**

In 1819 French physician René Laënnec created a tube through which he could hear the patient's heartbeat.




Ivory earpiece

**LISTENING IN**

Laënnec's single-tube stethoscope was later developed into this 1855 version of the modern design, with two earpieces. The stethoscope can be used to listen to the sounds made by the heart, lungs, or blood vessels, or to the heartbeat of a baby in the womb.

**TAKING THE PULSE** *left*

In the early 17th century, physician William Harvey was the first to show how blood circulated around the body. But it was not until much later that the link between the pulse, heart activity, and health was established.



Speculum - placed in patient's ear

Funnel for concentrating light

Viewing lens

Metal tubes for transmitting the sounds. Today, tubes are made of plastic

Ether vapor outlet valve

Air inlet valve

**UNDER PRESSURE** *above*

Blood pressure is measured by feeling the pulse and slowly applying a measured force to the skin until the pulse disappears. The instrument that does this is called a sphygmomanometer and was invented by Samuel von Basch in 1891.

**HOT UNDER THE COLLAR?** *right*

These thermometers, from about 1865, were placed in the mouth (straight version) or under the armpit (curved-end type). Measuring the patient's temperature was not common practice until the early decades of this century.

Temperature scale in degrees Fahrenheit

Cone

Reservoir of mercury

Ether-soaked sponges

**LIGHT-HEADED FEELING**

In the 19th century, ether was used as an anesthetic. The "Letheon" ether inhaler of 1847 comprised a glass jar filled with ether-soaked sponges through which air was drawn as the patient breathed in.

Kink in tube - to give good fit in armpit

**HOLLOW SOUNDS** *right*

The disk-shaped sound collector on this 1830s wooden stethoscope would have been used to listen to high-pitched sounds, such as those made by the lungs, rather than low-pitched ones, such as heartbeats.






# The telephone




**OPENING SPEECH**  
Alexander Graham Bell (1847–1922) developed the telephone after working as a speech teacher with deaf people. Here he is making the first call on the New York to Chicago line.

FOR CENTURIES, people have tried to send signals over long distances using bonfires and flashing mirrors to carry messages. It was the Frenchman Claude Chappe who in 1793 devised the word “telegraph” (literally, writing at a distance) to describe his message machine. Moving arms mounted on towertops signaled numbers and letters. Over the next 40 years, electric telegraphs were developed. And in 1876 Alexander Graham Bell invented the telephone, enabling speech to be sent along wires for the first time. Bell’s work with the deaf led to an interest in how sounds are produced by vibrations in the air. His research on a device called the “harmonic telegraph” led him to discover that an electric current could be changed to resemble the vibrations made by a speaking voice.



**MAKING A CONNECTION**  
These two men are using early Edison equipment to make their telephone calls. Each has a different arrangement - one is a modern-style receiver and the other, a two-piece apparatus for speaking and listening. All calls had to be made via the operator.

This was the principle on which he based the telephone.

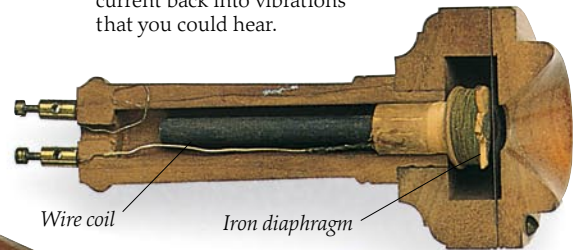


Magnet

Earpiece and mouthpiece combined

**ALL-IN-ONE**

Early models such as Bell’s “Box telephone” of 1876–77 had a trumpetlike mouthpiece and earpiece combined. The instrument contains a membrane that vibrated when someone spoke into the mouthpiece. The vibrations created a varying electric current in a wire, and the receiver turned the varying current back into vibrations that you could hear.

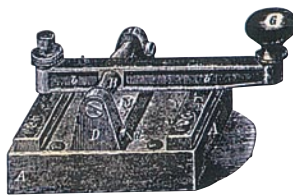


Wire coil

Iron diaphragm

## The telegraph

The telegraph, the forerunner of the telephone, allowed signals to be sent along a wire. The first telegraphs were used on the railroads to help keep track of trains. Later, telegraph wire linked major cities.



**MESSAGE MACHINES**

With the Morse key (left) you could send signals made up of short dots and long dashes. In the Cooke and Wheatstone system (right), the electric current made needles point at different letters.



**EARPIECE**

In this earpiece of about 1878, a fluctuating electric current passing through the wire coil made the iron diaphragm move to make sounds.

**DON'T HANG UP**

In 1877 Thomas Edison developed different mouthpiece and earpiece units. Models such as this were hung from a special switch that disconnected the line on closing.

**WIRED FOR SOUND**


Some early telegraph cables used copper wires sheathed in glass. Overhead telegraph and phone wires used iron for strength.







**EASY LISTENING**  
This wall-mounted telephone of 1879 was invented by Thomas Edison and has a microphone and receiver of his design. The user had to wind the handle while listening. A ring of the bell indicated an incoming call or a successful connection.



**REPEAT THAT NUMBER**  
The earliest telephone exchanges were manual. One of the dozens of operators took your number and the number you wanted, and plugged in your line wire to complete the appropriate electrical circuit.



Earpiece



**HANDSETS**  
By 1885 the transmitter and receiver had been combined to form a handset. At first this was metal, but by 1929 plastic handsets were common.

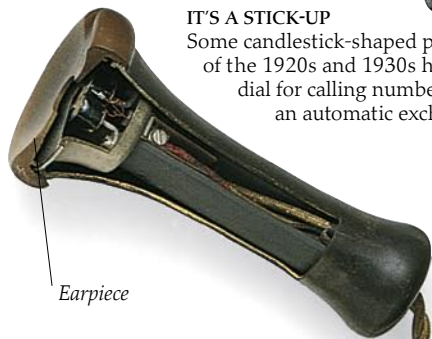
Mouthpiece

Mouthpiece

Hook for earpiece

Transmitter containing carbon granules, compressed and released by sound waves to create an electric current of varying strength

**IT'S A STICK-UP**  
Some candlestick-shaped phones of the 1920s and 1930s had a dial for calling numbers via an automatic exchange.



Earpiece

Numbered dial



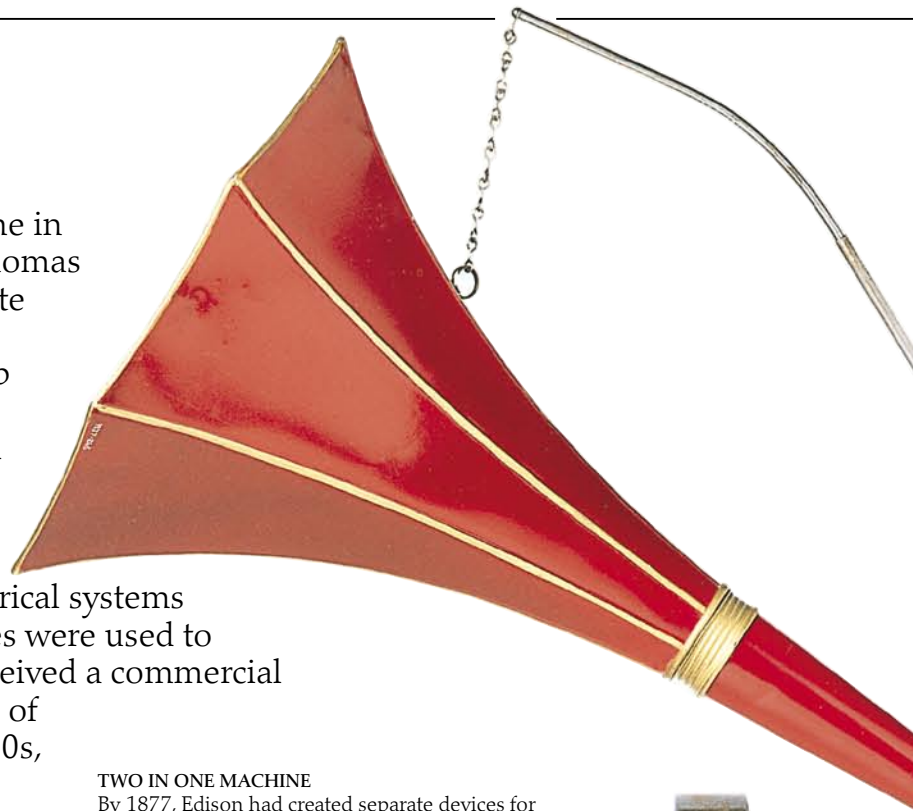
Drawer for directory

**LONG DISTANCE CALL FOR YOU**  
"Cradle" telephones like this were popular by the 1890s. This one dates from 1937, by which time there was a transatlantic telephone service between London and New York.




# Recording

SOUNDS WERE RECORDED for the first time in 1877 on an experimental machine that Thomas Edison (1847–1931) hoped would translate telephone calls into telegraph messages. It recorded the calls as indentations in a strip of paper passing under a stylus. Edison noticed that when he passed the indented paper through the machine again, he heard a faint echo of the original sound. This mechanical-acoustic method of recording continued until electrical systems appeared in the 1920s. Magnetic principles were used to develop tape-recording systems. These received a commercial boost, first in 1935, with the development of magnetic plastic tape and then, in the 1960s, with the use of microelectronics (p. 62).



## TWO IN ONE MACHINE

By 1877, Edison had created separate devices for recording and playing back. Sounds made into a horn caused its diaphragm to vibrate and its stylus to create indentations on a thin sheet of tinfoil wrapped around the recording drum. Putting the playback stylus and its diaphragm in contact with the foil and rotating the drum reproduced the sounds via a second diaphragm.



Drive axle, threaded to move length of foil beneath fixed stylus

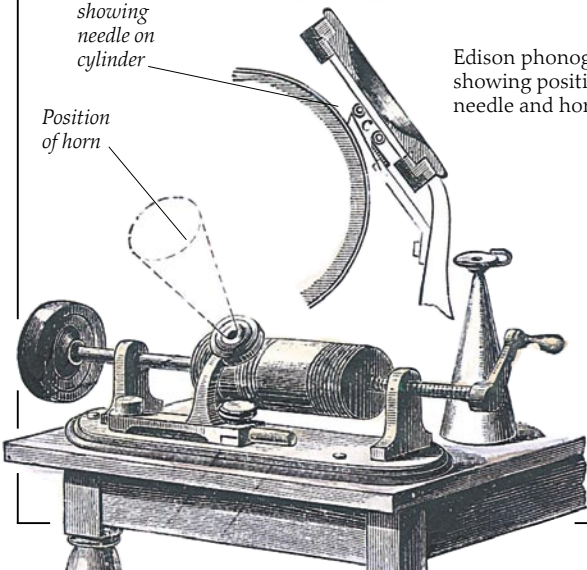
Mouthpiece (horn not shown)

Tinfoil was wrapped around this brass drum

Cross-section showing needle on cylinder

Position of horn

Edison phonograph showing positions of needle and horn



**PLAY IT AGAIN, SAM**  
The playback mechanism comprised a stylus made of steel in contact with a thin iron diaphragm. The wooden mount was flipped over so the stylus made close contact with the foil as it rotated. Vibrations from the foil were transferred to the diaphragm. As the diaphragm moved in and out, it created sound waves.







Cylinder and box

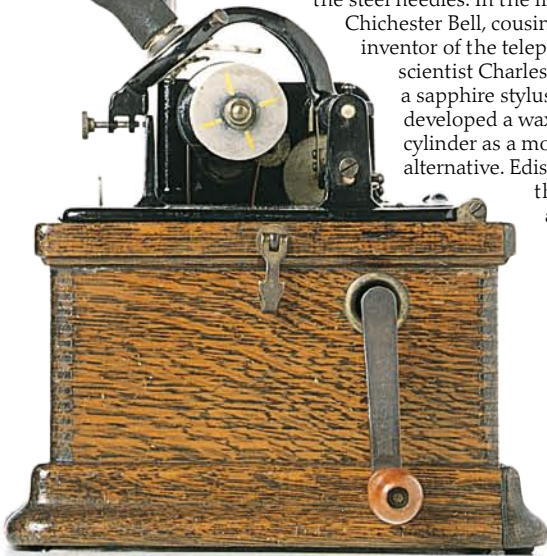


**IN THE GROOVE** *above*  
Edison eventually used a continuous groove in a wax cylinder, the depth of which varied with the intensity of the sound being recorded. These later cylinder recordings lasted for up to four minutes.



Needles

**WAXING LYRICAL** *left*  
Edison's tinfoil recordings played for only about a minute and were soon worn out by the steel needles. In the mid 1880s, Chichester Bell, cousin of the inventor of the telephone, with scientist Charles Tainter, used a sapphire stylus and developed a wax-coated cylinder as a more durable alternative. Edison created this version in about 1905.



Horn to channel sounds from the iron diaphragm


Turntable

**ON THE FLAT**  
In 1887, Emile Berliner created the forerunner of modern records (LPs) and record players. The playback mechanisms were similar to their predecessors, but instead of a cylinder, Berliner used a flat disk with a groove that varied not in depth but in side-to-side movement.



78 rpm record

**CUTTING A DISK** *above*  
Berliner's first disk system used a glass disk coated with soft wax as a "negative." This was used to photoengrave the recording pattern on to flat metal disk "positives." In 1895 he developed a method used until recently – shellac positives, like this 78-rpm record, were pressed from a nickel-plated negative.



Steel needle

## Tape recording

In 1898 Danish inventor Valdemar Poulsen produced the first magnetic recorder. Recordings were made on steel piano wire. In the 1930s two German companies, Telefunken and I. G. Farben, developed a plastic tape coated with magnetic iron oxide, which soon replaced steel wires and tapes.



**WIRED UP** *left*  
This 1903 Poulsen telegraphone was electrically driven and replayed. The machine was used primarily for dictation and telephone message work. The sounds were recorded on wire.




**ON TAPE** *above*  
This tape recorder of about 1950 has three heads, one to erase previous recordings, one to record, and the third to replay.




# The internal combustion engine

**T**HE INTERNAL COMBUSTION ENGINE created a revolution in transportation almost as great as that caused by the wheel. For the first time, a small, relatively efficient engine was available, leading to the production of vehicles from cars to aircraft. Inside an internal combustion engine, a fuel burns (combusts) to produce power. The fuel burns inside a tube called a cylinder. Hot gases are formed during burning and these push a piston down the cylinder. The piston's movement produces the power to drive wheels or machinery. The first working internal combustion engine was built in 1859 by Belgian inventor Etienne Lenoir (1822–1900). It was powered by gas. The German engineer Nikolaus Otto (1832–1891) built an improved engine in 1876. This used four movements of the piston to produce its power, and became known as the four-stroke engine. The four-stroke engine was developed by Gottlieb Daimler and Karl Benz, leading to the production of the first automobile in 1886.



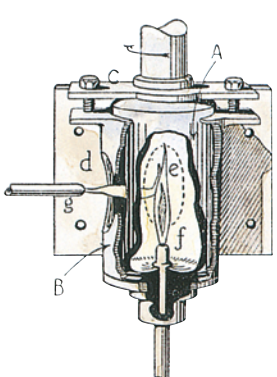
**FIRST CAR**  
Daimler and Benz adapted Otto's engine so that it could run on gasoline, a more useful fuel than natural gas. This meant that the engine was not tied to the gas supply and had enough power to drive a passenger-carrying vehicle.



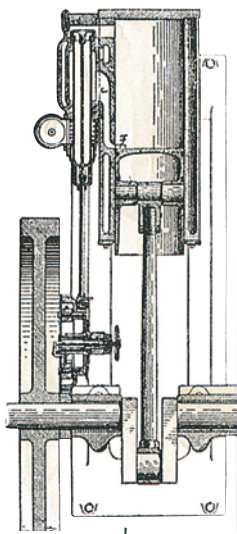
Exhaust manifold  
Cooling fan

Camshaft

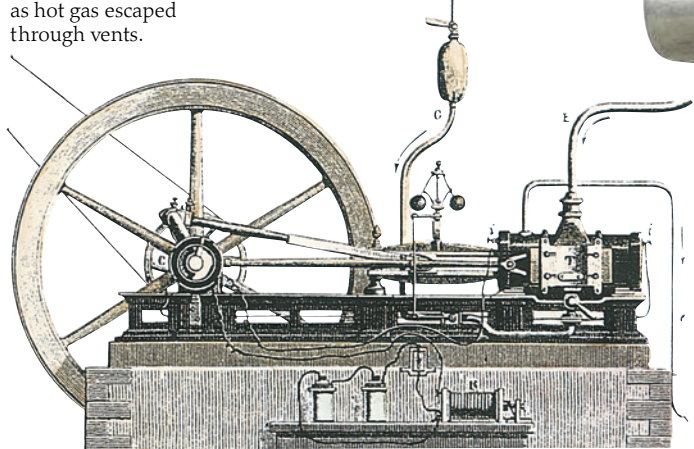
Crankshaft



**NON-STARTER**  
In this unsuccessful 1838 design for an internal combustion engine the fuel was burned inside a cylinder, which rotated as hot gas escaped through vents.



**MODIFIED STEAM ENGINE** *left*  
This engine from the 1890s was halfway between a steam engine and a modern gasoline engine. It had a slide valve system alongside the cylinder, like a steam engine. The slide valve allowed the burned fuel to escape as the piston pushed it from the cylinder.


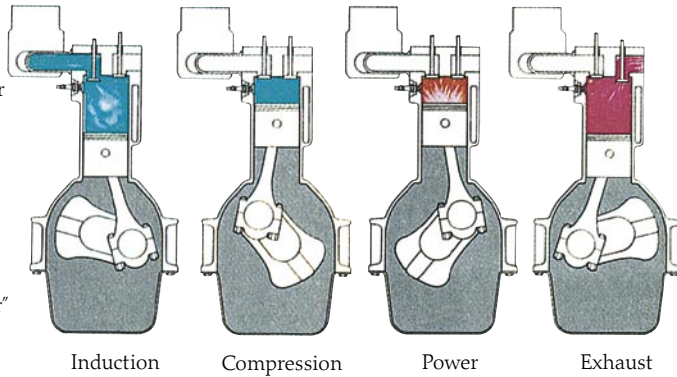


**GAS ENGINE**  
In Lenoir's engine of 1859, a mixture of coal gas and air was drawn into the cylinder by the movement of the piston. The mixture was then ignited by an electrical spark, and the exploding gas forced the piston to the end of the cylinder.




**FOUR-STROKE CYCLE**

During the "induction" stroke, the piston moves down, sucking the fuel-air mixture into the cylinder through the open inlet valve. During the "compression" stroke, the piston moves up, compressing the mixture; the spark plug ignites the mixture at the top of the stroke. During the "power" stroke, the expanding gases (the burned fuel) push the piston down. During the "exhaust" stroke, the piston moves up, forcing the hot gasses out through the open exhaust valve.



**CAR OF THE PEOPLE**

*right*  
The 1908 Model T Ford was the first car to be mass-produced. Over 15 million were made before production ended in 1927. By 1910, the main features of many later cars had been established: a four-stroke engine mounted at the front with power being transmitted to the rear wheels via a drive shaft.



**INSIDE AN ENGINE**

This 1925 Morris engine is a basic power unit for a family car. Its four in-line cylinders have aluminum pistons. The valves are opened by push rods operated by a camshaft and closed by springs. Power is transmitted via the crankshaft to the gearbox. The clutch disconnects the engine from the gearbox when the driver changes gear.



# Cinema





## ROUND AND ROUND

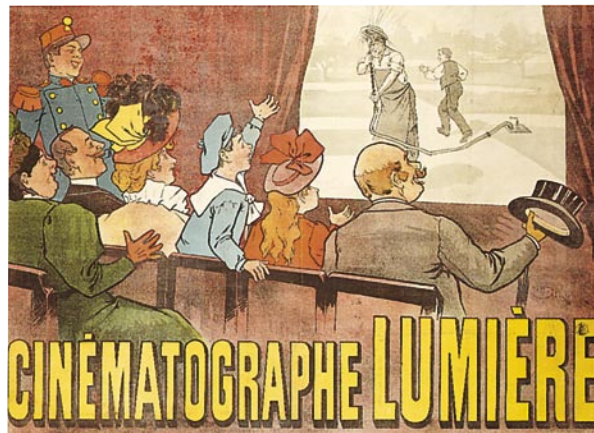
In the late 1870s, Eadweard Muybridge designed the zoopraxiscope for projecting moving images on a screen. The images were a sequence of pictures based on photographs, painted on a glass disk, which rotated to create a moving picture.

IN 1824, AN ENGLISH DOCTOR, P. M. Roget, first explained the phenomenon of "persistence of vision." He noticed that if you see an object in a series

of closely similar positions in a rapid sequence, your eyes tend to see a single moving object. It did not take people long to realize that a moving image could be created with a series of still images, and within 10 years scientists all over the world were developing a variety of devices for creating this illusion. Most of these machines remained little more than novelties or toys, but combined with improvements in illumination systems for magic lanterns and with developments in photography, they helped the progress of cinema technology. The first successful public showing of moving images created by cinematography was in the 1890s by two French brothers, Auguste and Louis Lumière. They created a combined camera and projector, the Cinématographe, which recorded the pictures on a celluloid strip.





**MAGIC LIGHT SHOW** *above*  
In a magic lantern, images on a transparent slide are projected onto a screen using a lens and a light source. Early magic lanterns used a candle; later, limelight or carbon arc lamps were used to give more intense illumination.




**SILVER SCREEN**  
The Lumières' system was used for the first regular film shows in Europe. The brothers opened a theater in a café basement in 1895.

*Lens hood to prevent stray light from reaching lens*

**MOVING PICTURES**  
The Lumières were among the first to demonstrate projected moving images. Their Cinématographe worked like a magic lantern but projected images from a continuous strip of film.







**STRIP FEATURES** *above*


In the 1880s, Muybridge produced thousands of sequences of photographs that showed animals and people in motion. He placed 12 or more cameras side by side and used electromagnetic shutters that fired at precise split-second intervals as the subject moved in front of them.

*Light-proof wooden film magazine*



**LONG AND WINDING PATH** *right*

Movie film must be wound through the camera and projector at between 16 and 24 frames a second. Many yards of film are needed for shows lasting more than a few minutes. This English camera from 1909 had two 400-ft (120-m) film magazines. Film comes out of the first magazine, passes through the gate, and is fed into the lower magazine.



**GLORIOUS TECHNICOLOR**


Color movies became common in the late 1940s. This Technicolor three-strip camera of 1932 has a prism beamsplitter behind the lens which exposes three separate negative films – each one sensitive to red, blue, or green light. The three images were dyed and then combined to make a single full-color print film for projecting.



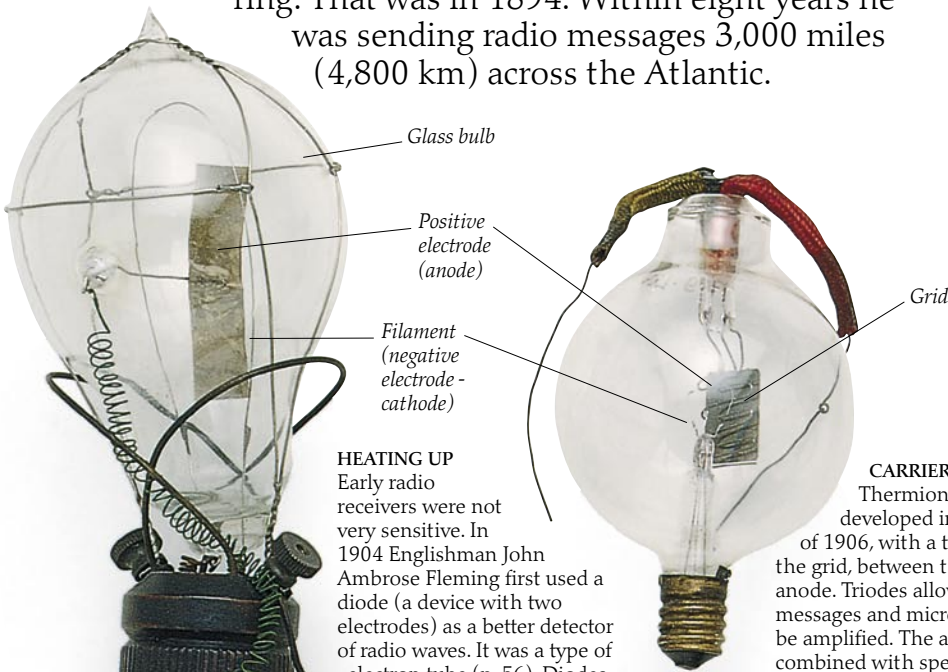
# Radio

**GUGLIELMO MARCONI**, experimenting in his parents' attic near Bologna, Italy, developed the first radio. Fascinated by the idea of using radio waves to send messages through the air, he created an invention that was to change the world, making wireless communication over long distances possible and

transforming the entertainment business. For a transmitter he used an electric spark generator invented by Heinrich Hertz. Radio waves from this transmitter were detected by a "coherer," the invention of Frenchman Edouard Branly. The coherer turned the radio waves into an electric current. By sending radio signals across the room, Marconi made an electric bell ring. That was in 1894. Within eight years he was sending radio messages 3,000 miles (4,800 km) across the Atlantic.



**A BRIGHT SPARK** *above*  
In 1888 Heinrich Hertz, a German physicist, made an electric spark jump between pairs of metal spheres, creating a current in a circuit nearby. Hertz was studying electromagnetic waves, a type of radiation that includes visible light, radio waves, X-rays, infrared waves, and ultraviolet light.



**HEATING UP**  
Early radio receivers were not very sensitive. In 1904 Englishman John Ambrose Fleming first used a diode (a device with two electrodes) as a better detector of radio waves. It was a type of electron tube (p. 56). Diodes convert alternating electric currents into direct ones, for use in electric circuits.


**CARRIER WAVES**  
Thermionic valves developed into the triode of 1906, with a third electrode, the grid, between the cathode and anode. Triodes allow telephone messages and microphone signals to be amplified. The amplified signals are combined with special radio waves known as carrier waves so that they can be transmitted over great distances.

**IT'S THE CAT'S WHISKERS**  
When radio stations first started broadcasting in the early 1920s, listeners tuned in using receivers made up of silicon crystals or lead compounds and thin wires popularly known as cat's whiskers. The radio signals were weak, so headphones were used. They contain a pair of devices that convert varying electric currents into sound waves to reproduce broadcasts.

Electrical connections to battery




**ACROSS THE AIRWAVES**  
Marconi developed radio as the first practical system of wireless telegraphy, which made possible uninterrupted communication over land and sea.






**HEAVY SOUNDS**  
 Electron tubes and other radio components needed direct current. Early radio sets ran off large powerful batteries. The resulting radio receiver was big and heavy. A separate loudspeaker was used with this model.



Tuning condenser

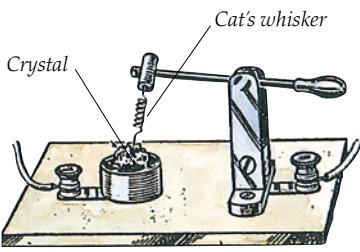
Coils

Tubes

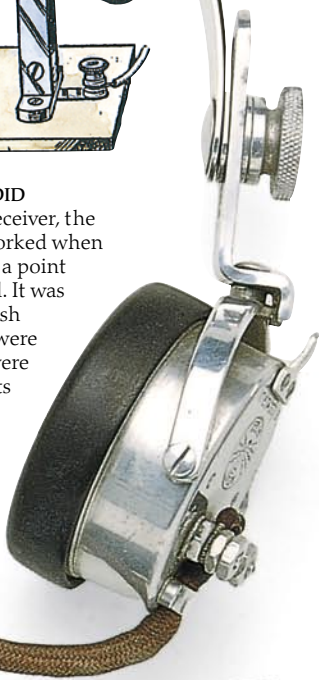


Tuning dials


Volume control




**WHAT THE WHISKER DID**  
 On this type of radio receiver, the crystal detector only worked when the cat's whisker made a point contact with the crystal. It was often difficult to establish contact, so crystal sets were not easy to use. They were soon superseded by sets using electron tubes.



Plug-in base




**WORDS AND PICTURES**  
 In the 1920s, tubes like this triode not only enabled the first speech to be broadcast from England to Australia – by Marconi in 1924 – but also aided the development of television cameras, transmitters, and receivers.



**RADIO COMES TO EVERY HOME**  
 By the 1920s, many radio transmitters had been built, and radio was within reach of many households in the U.S. and Europe.

**GOOD RECEPTION**  
 This early tube receiver had a loudspeaker built into the cabinet.




**GATHER ROUND**  
 This detail from a painting by W. R. Scott shows people gathering around a radio receiver at a Christmas party. In 1922, when this picture was painted, radio was still a new attraction for most people.





# Inventions in the home

SCIENTIST MICHAEL FARADAY discovered how to generate electricity in 1831. But it was many years before electricity was used around the home. At first, large houses and factories installed their own generators and used electricity for lighting. The electric light bulb was first demonstrated in 1879. In 1882, the first large electric power station was built in New York. Gradually, as people began to realize how appliances could cut down on work in the home, mechanical items, such as early vacuum cleaners, were replaced by more efficient electrical versions. As the middle classes came to rely less and less on domestic servants, labor-saving appliances became more popular. Electric motors were applied to food mixers and hair dryers around 1920. Electric kettles, ovens, and heaters, making use of the heating ability of an electric current, had also appeared by this time. Some of these items were very similar in design to those used today.



## WATER CLOSET

The first description of a flush toilet or water closet was published by John Harrington in 1591. But the idea did not catch on widely until sewers installed in major cities. London's sewer system, for example, was not in operation until the 1860s. By this time several improved versions of the "W.C." had been patented.



**KEEPING COOL**  
Electric refrigerators began to appear in the 1920s. They revolutionized food storage.



## TEA'S ON

In the automatic tea-maker of 1902, levers, springs, and the steam from the kettle activate stages in the teamaking process. A bell is struck to tell you that the tea is ready.




## COOK'S FRIEND

Before the 19th century, you had to light a fire to cook food. By 1879, an electric cooker had been designed in which food was heated by electricity passing through insulated wire wound around the cooking pot. In the 1890s, heating elements were made as iron plates with wires beneath. The modern element, which can be bent into any shape, came into use in the 1920s.

## ON THE BOIL

The Swan electric kettle of 1921 was the first with a totally immersed heating element. Earlier models had elements in a separate compartment in the bottom of the kettle, which wasted a lot of heat.




Heating element






**GOOD GROOMING**  
The 1925 electric hair dryer had a simple heater and a small fan. It was made of aluminum and had a wooden handle. The user had a choice of two heat settings.

Electric motor



**EASY MIXING**  
The 1918 food mixer had two blades driven by an electric motor. A hinge allowed the mixer to be turned to a horizontal position.




Dowsing bulb

**KEEPING WARM**  
Early electric heaters used the Dowsing bulb. This was like an oversized light bulb, which was coated on the outside and mounted in front of a reflector in an attempt to concentrate the heat given off.



**THE SAD IRON** *left*  
The most common form of iron in use from the 18th century until the early 20th century was the sad iron ("sad" meant heavy). These were used in pairs, with one heating up over the embers of a fire while the other was being used.

Heating element



**ELECTRIC IRON**  
The first electric iron was heated by an electric arc between carbon rods and was highly dangerous. A safer iron was patented in 1882. It used an electrically heated wire element like the coils on a stove.




Bellows

**QUICK COOKING** *left*  
The pressure cooker was invented by Frenchman Denis Papin in 1679. He called it the "new digester." Superheated steam at high pressure formed inside the strong container. The high temperature cooked the food in a very short time.



**CLEANING UP** *right*  
The mechanical vacuum cleaner of the early 20th century needed two people to operate it. A bellows was worked by a wooden handle, sucking dirt in. William Hoover began to make electric cleaners in 1908.



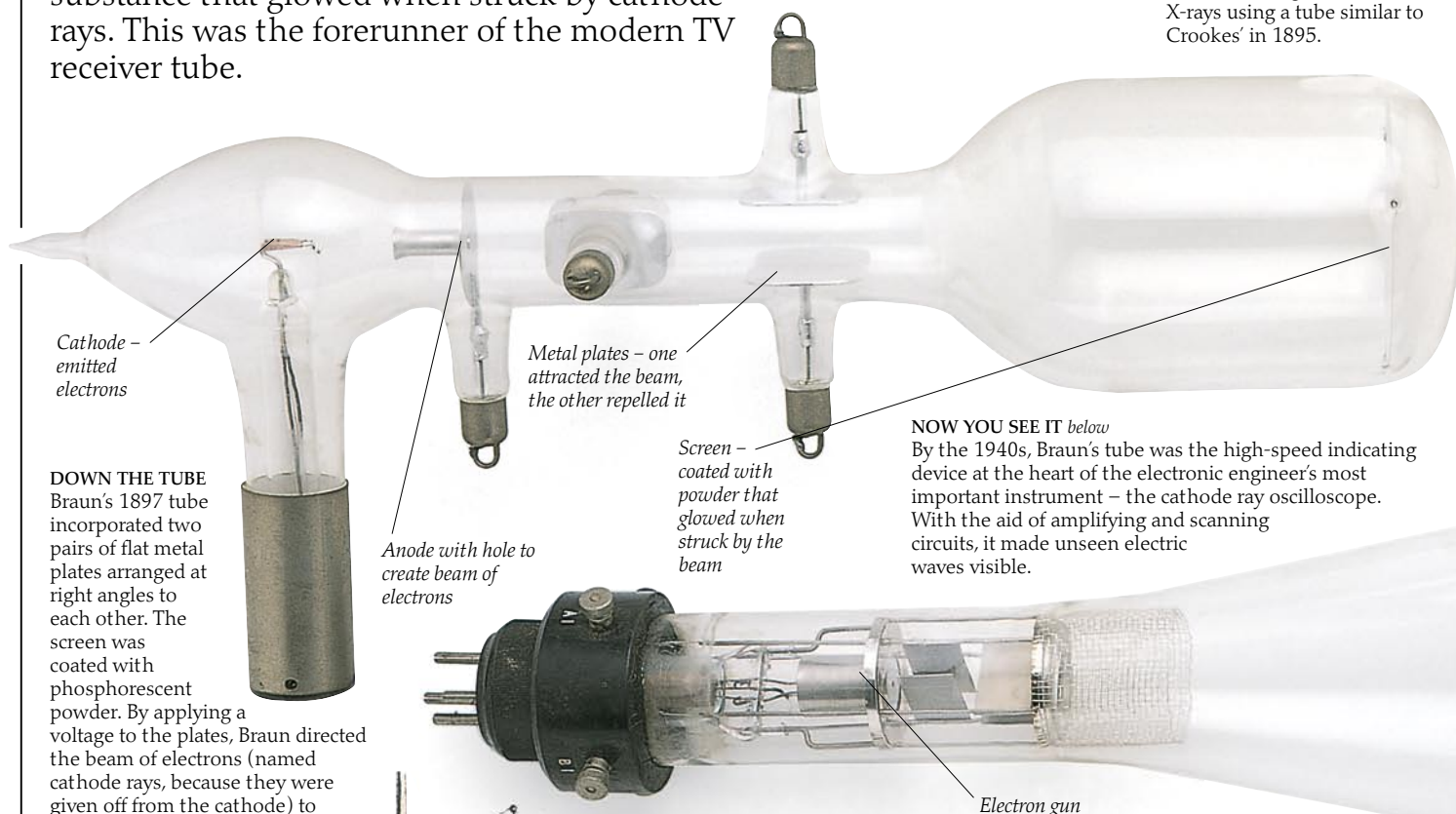


# The cathode ray tube

IN 1887, PHYSICIST William Crookes was investigating the properties of electricity. He used a glass electron tube containing two metal plates, the electrodes. When a high voltage was applied and the air pumped out of the tube, electricity passed between the electrodes and caused a glow in the tube. As the pressure fell (approaching a vacuum) the light went out, yet the glass itself glowed. Crookes called the rays which caused this cathode rays; they were, in fact, an invisible flow of electrons. Later, Ferdinand Braun created a tube with an end wall coated with a substance that glowed when struck by cathode rays. This was the forerunner of the modern TV receiver tube.

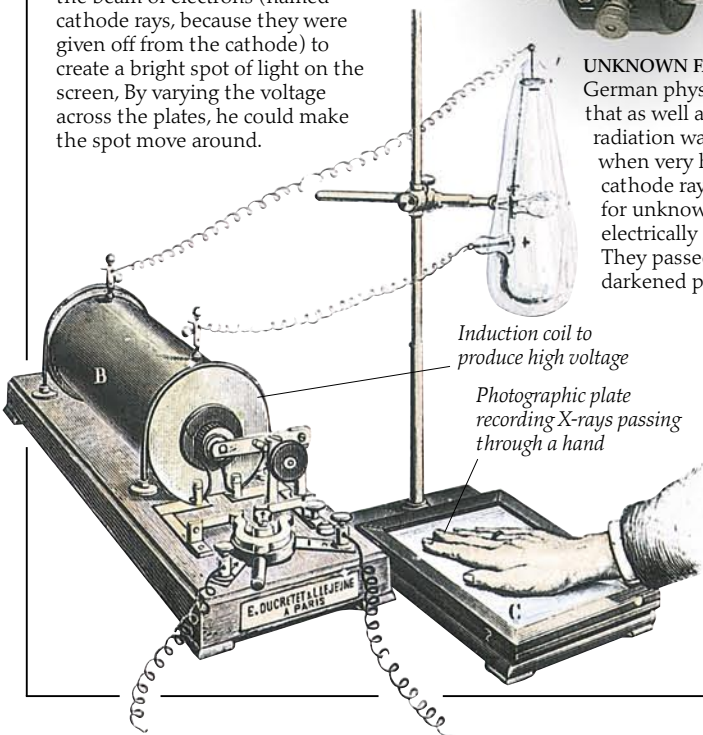


**HANDS ON**  
Wilhelm Röntgen discovered X-rays using a tube similar to Crookes' in 1895.



**DOWN THE TUBE**  
Braun's 1897 tube incorporated two pairs of flat metal plates arranged at right angles to each other. The screen was coated with phosphorescent powder. By applying a voltage to the plates, Braun directed the beam of electrons (named cathode rays, because they were given off from the cathode) to create a bright spot of light on the screen. By varying the voltage across the plates, he could make the spot move around.

**NOW YOU SEE IT below**  
By the 1940s, Braun's tube was the high-speed indicating device at the heart of the electronic engineer's most important instrument - the cathode ray oscilloscope. With the aid of amplifying and scanning circuits, it made unseen electric waves visible.



**UNKNOWN FACTOR left**  
German physicist Wilhelm Röntgen noticed that as well as cathode rays, another form of radiation was emitted from a discharge tube when very high voltages were used. Unlike cathode rays, these rays, which he called X, for unknown, were not deflected by electrically charged plates or by magnets. They passed through materials and darkened photographic plates.

**IN A SPIN right**  
In 1884 Paul Nipkow invented a system of spinning disks with spirals of holes to transform an object into an image on a screen. In 1926 Scottish inventor John Logie Baird (standing in the picture) used Nipkow disks, not a cathode ray tube, to give the world's first demonstration of television.







**TELEVISION GOES PUBLIC**

In 1936 the BBC started the first public high-definition television service from this studio at Alexandra Palace, London. At first they used both Baird's system and one using the cathode ray tube. The latter gave the best results and Baird's system was never used again. In 1939 RCA started America's first fully electronic television service.

Single-beam gun

**CHEAPER TV**

In the late 1960s, the Japanese firm Sony developed and patented the Trinitron system, a cathode ray tube with a different design from RCA's original color tube. This meant that they did not have to pay fees to RCA for every tube they made.

Electromagnetic coil to direct electron beams

Electron gun producing 3 separate beams

Trinitron tube



**FASTER THAN THE EYE CAN SEE** *below*

Until the 1960s, most home television receivers produced black and white pictures and operated with valves (p. 52). The "tube" consisted of a single electron gun producing a beam that was made to scan the screen up to 50 times a second. As techniques improved, the length of the tube was shortened.

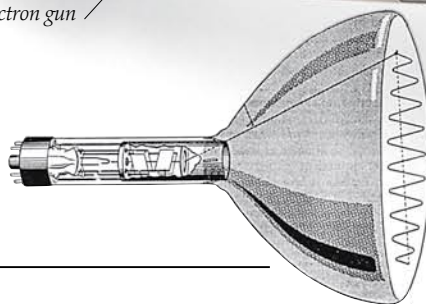
Phosphor screen

**IN FRONT OF THE BOX** *above*


Early television sets, such as this RCA Victor model, had small screens but contained such a mass of additional components that they were housed in large boxes. At the time, many such sets cost as much as a small car.



Electron gun







# Flight

THE FIRST CREATURES to fly in a humanmade craft were a cockerel, a duck, and a sheep. They were sent up in a hot-air balloon made by the French Montgolfier brothers in September 1783. When the animals landed safely, the


brothers were encouraged to send two of their friends, Pilâtre de Rozier and the Marquis d'Arlandes, on a 25-minute flight over Paris.

Among the earliest pioneers of powered flight were Englishmen William Henson and John Stringfellow, who built a model aircraft powered by a steam engine

in the 1840s. We do not know whether it flew or not – it may well have failed because of the heavy weight and low power of the engine.

But it did have many of the features of the successful airplane. It was the Wright brothers who first achieved powered, controlled flight in a full-size aeroplane. Their *Flyer* of 1903 was powered by a lightweight gasoline engine.

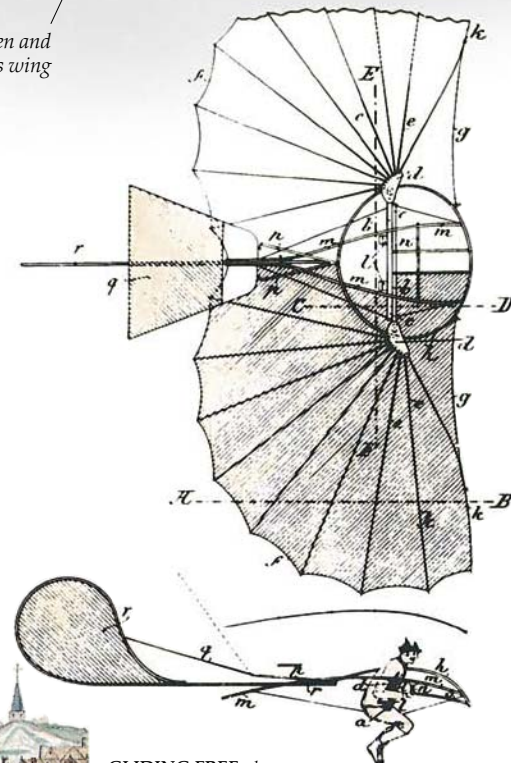


**AIRBORNE CARRIAGE**  
Henson and Stringfellow's "Aerial steam carriage" had many features that were used by later aircraft designers. It had a separate tail with rudders and elevators, and upward-sloping wings. The craft looks strange, but it was a surprisingly practical design.




Wooden and canvas wing

**FIRST FLIGHT** *below*  
On June 4, 1783, Joseph and Etienne Montgolfier demonstrated a paper hot-air balloon. It climbed to about 3,300 ft (1,000 m). Later in the same year, the brothers sent up animal and human passengers.

**MECHANICAL WING**  
Some 500 years ago, Leonardo da Vinci designed a number of flying machines, most of which had mechanical flapping wings. They were bound to fail because of the great effort needed to flap the wings. Leonardo also designed a simple helicopter.




**GLIDING FREE** *above*  
The first piloted glider was built by German engineer Otto Lilienthal. He made many flights between 1891 and 1896, when he was killed as his glider crashed. His work showed the basics of controlling a craft in the air.






Wing

Propeller




**MASTER OF THE WORLD?** *right*  
This design for a flying machine appeared in the book *Master of the World* by Jules Verne. Verne was vague about the power source and his design was generally impractical.



**GETTING UP STEAM** *left*  
The model airplane made by Henson and Stringfellow had a specially made lightweight steam engine – the only type available at the time – to drive the twin propellers.

Housing for steam engine



**IN CONTROL** *above*  
The brothers Wilbur and Orville Wright spent three years experimenting with gliders, learning how to control the craft. On the *Flyer*, the pilot lay on the lower wing and twisted the wings to roll the craft right or left. The craft also had elevators (for climbing and diving) and rudders (to control right and left turns).

**FIRST POWERED FLIGHT**  
On December 17, 1903, the *Flyer* took off near Kitty Hawk, North Carolina, with Orville Wright as pilot. The machine rose to a height of 10 ft (3 m), and landed heavily after 12 seconds. The brothers made three other flights that day. The longest lasted 59 seconds and covered 850 ft (260 m).







# Plastics

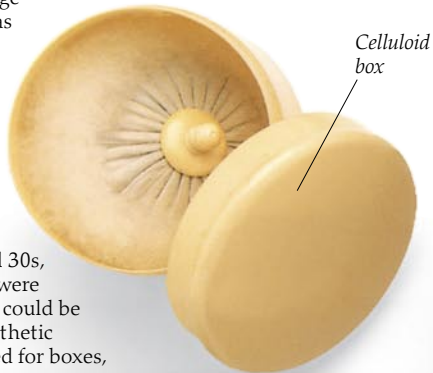
**P**LASTICS ARE MATERIALS that can easily be formed into different shapes. They were first used to make imitations of other materials, but it soon became clear that they had useful properties of their own. They are made up of long, chainlike molecules formed by a process (called polymerization) that joins small molecules together. The resulting long molecules give plastics their special properties. The first plastic, Parkesine, was made by modifying cellulose, a chainlike molecule found in most plants. The first truly synthetic plastic was Bakelite, which was invented in 1907. The chemists of the 1920s and 1930s developed ways of making plastics from substances found in oil. Their efforts resulted in a range of materials with different heat, electrical, optical, and molding properties. Plastics such as polyethylene, nylon, and acrylics are widely used today.

**IMITATION IVORY**  
Early plastics often had the appearance and feel of ivory, and carried names such as Ivoride. Materials like this were used for knife handles and combs.



## IN FLAMES

In the 1860s, a plastic called Celluloid was developed. It was used as a substitute for ivory to make billiard balls, and for small items like this powder box. The new material made little impact at first, but in 1889 George Eastman began using it as a base for photographic film. Unfortunately, it had the disadvantage that it easily caught fire and sometimes exploded.



Celluloid box

**THE FIRST PLASTIC** *right*  
In 1862 Alexander Parkes made a hard material that could be molded into shapes. Called "Parkesine," it was the first semi-synthetic plastic.



Hard, smooth surface

## AROUND THE HOUSE

Plastics of the 1920s and 30s, like urea formaldehyde, were tough and nontoxic, and could be made any color with synthetic pigments. They were used for boxes, clock cases, piano keys, and lamps.

**HEAT-PROOF**  
Leo Baekeland, a Belgian-born chemist working in the US, made a plastic from chemicals found in coal tar. His plastic, which he called Bakelite, was different from earlier plastics because heat made it set hard instead of causing it to melt.



Heat-proof Bakelite container



Marble-effect surface





Buttons and pen



Toy bricks



Acrylic glasses



Film

Styrofoam egg box



**PLASTIC FOAM** *above*  
Polystyrene was first made in the 1920s. It comes in two forms: a hard form and a lightweight foam full of small holes called Styrofoam.



**SHAPES AND SIZES**

Plastic can be formed into intricate shapes, like this fine netting.

**PLASTIC FIBRES** *left*

It was US chemist Wallace Carothers who produced a plastic called nylon in 1934. It was like artificial silk and could be drawn out into thin threads and woven into cloth or twisted to create rope as strong as steel cable. Polyester, another plastic suitable for fibers, was discovered in 1941. Polyester fibers are woven into cloth for shirts, pants, and dresses.



**NYLON ROPE**  
Nylon provides great strength in a narrow thickness, making it ideal for rope.



Nylon thread



Molded polyethylene spade and racket

Separate nylon fibres



Plastic wrench



Polyethylene flower




# The silicon chip


EARLY RADIOS AND TELEVISION SETS used electron tubes (p. 56) to manipulate their electric currents. These tubes were large, had a short life, and were costly to produce. In 1947, scientists at the Bell Telephone Laboratories invented the smaller, cheaper, and more reliable transistor to do the same job. With the development of spacecraft, still smaller components were needed, and by the end of the 1960s thousands of transistors and other electronic components were being crammed onto chips of silicon only 0.2 in (5 mm) square. These chips were soon being used to replace the mechanical control devices in products ranging from dishwashers to cameras. They were also taking the place of the bulky electronic circuits in computers.

A computer that once took up a whole room could now be contained in a case that would fit on top of a desk.


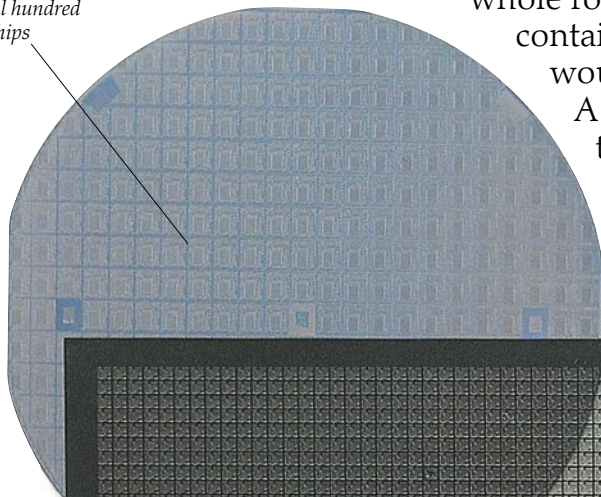
A revolution in information technology followed, with computers being used for everything from playing games to administering government departments.



**BABBAGE'S ENGINE**  
The ancestor of the computer was Charles Babbage's "Difference Engine," a mechanical calculating device. Today tiny chips do the job of such cumbersome machines.



Silicon wafer containing several hundred tiny chips




Matrix of connections to be produced

## SILICON CRYSTAL


Silicon is usually found combined with oxygen as silica, one form of which is quartz. Pure silicon is dark gray, hard, and nonmetallic, and it forms crystals.

## MAKING A CHIP

The electrical components and connections are built up in layers on a wafer of pure silicon 0.02 in (0.5 mm) thick. First, chemical impurities are embedded in specific regions of the silicon to alter their electrical properties. Then, aluminum connections (the equivalent of conventional wires) are laid on top.



Silicon chip




Ceramic housing

## CHIP OFF THE OLD BLOCK

In the early 1970s, different types of chip were developed to do specific jobs – such as memory chips and central processing chips. Each silicon chip, a fraction of an inch square, is mounted in a frame of connections and pins, made of copper coated with gold or tin. Fine gold wires link connector pads around the edge of the chip to the frame. The whole assembly is housed in a protective insulating block.






**WIRED TOGETHER**

On a printed circuit (PC) board, a network of copper tracks is created on an insulating board. Components, including silicon chips, are plugged or soldered into holes in the PC board.


**OUT IN SPACE** *below*

Computers are essential for spacecraft like this satellite. The silicon chip means that control devices can be housed in the limited space on board.



**DESK-TOP BRAIN**

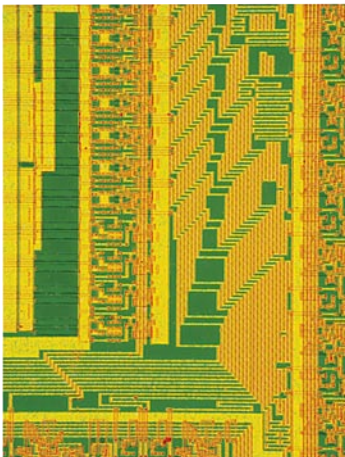
The late 1970s saw the computer boom. Commodore introduced the PET, one of the first mass-produced personal computers. It was used mainly in businesses and schools.



Printed circuit board connectors


Visual display terminal (VDT)

Keyboard



**ON THE RIGHT TRACK**

Under a microscope, the circuitry of a chip looks like a network of aluminum tracks and islands of silicon, treated to conduct electricity.




**MAKING CONNECTIONS**

A close-up shows the connector wires attached to the silicon. Robots have to be used to join the wires to the chip since the components are so tiny and must be very accurately positioned.

**SMART PHONE CARD**

Smart cards contain a microprocessor and memory on a single silicon chip. When this card is inserted into a phone, the chip receives power and data through the gold contacts. It can then do security checks and record how many units have been used.

Silicon chip





# Did you know?

## AMAZING FACTS




TetraPak milk carton

⌚ The TetraPak carton was introduced in 1952 by Swedish businessman Ruben Rausing. Its clever design is ideal for holding liquids such as milk, juice, and soup.

⌚ Bar codes were first introduced in 1974. A laser scanner "reads" the bar-coded number so that a computer can look up information such as name and price.

Modern snowmobile



⌚ The modern snowmobile was created in the 1950s by Canadian inventor Joseph-Armand Bombardier. Resembling a motorcycle on skis, it is used in snowy regions by foresters, rescue workers, and the police. It is also popular as a recreational and racing vehicle.

⌚ Some of the equipment that John Logie Baird used to build his first television system included a bicycle light and a knitting needle.

⌚ The computer mouse was invented in 1965 by Doug Engelbart, but he didn't give the device its famous name - he called it an "x-y position indicator."

⌚ The first compact discs went on sale in 1982. They were a joint invention by two electronics companies, Philips and Sony. At first, the CD was used to store only sounds. Today it also carries written words, pictures, and movies.

⌚ The first hovercraft, *SR.N1*, was launched in 1959. It was designed by British engineer Christopher Cockerell. The craft glided across water or land, supported on a cushion of air that was contained by a rubberized skirt.

⌚ The first computer game was Space War. It was developed in 1962 by a college student at the Massachusetts Institute of Technology.

⌚ In 2001, Robert Tools was fitted with the first self-contained artificial heart. The grapefruit-sized AbioCor runs on a battery fitted in the ribcage. Previous artificial hearts needed an outside power source, so anyone who received one had to have wires sticking out of his or her chest.

⌚ The Chinese invented the first toothbrushes about 500 years ago. They were made from pigs' bristles. The first nylon brushes were made in the 1930s.

⌚ An ancient Greek designed the world's first vending machine. Around CE 60, Hero of Alexandria came up with a drink dispenser. Putting a coin in the slot moved a cork stopper, which caused refreshing water to trickle out.

⌚ Teflon, the nonstick plastic pan coating, was found by accident. Chemist Roy Plunkett discovered it in 1938 while testing the gas tetrafluoroethylene. Teflon is able to withstand temperatures as low as  $-450^{\circ}\text{F}$  ( $-270^{\circ}\text{C}$ ) and as high as  $480^{\circ}\text{F}$  ( $250^{\circ}\text{C}$ ).

⌚ Bubble gum was invented in 1928 by Walter Diemer. He adapted an existing recipe for chewing gum so that it could be used to blow bubbles.



The poma wearable computer

⌚ Wearable computers for the consumer market were unveiled in 2002, when American company Xybernaut showed off poma to the world. "Poma" is short for "portable multimedia appliance." The central processing unit clips onto the user's belt, while a 1 in (2.5 cm) square monitor sits in front of one eye.

⌚ Global positioning system (GPS) receivers were developed for the Air Force in the 1970s. By cross-referencing information from several satellites, a receiver can determine its precise location.

⌚ The Aqua-Lung was invented by French oceanographer Jacques Cousteau, who also developed an improved method of filming underwater. Cousteau used his inventions to show television viewers the wonders of the undersea world.

Diver and inventor Jacques Cousteau





## QUESTIONS AND ANSWERS



Dean Kamen on his Segway HT

### Q Are there any famous contemporary inventors?

**A** It seems like the past is full of famous inventors, but in the modern world, products are usually created by teams of people working for large companies. Dean Kamen is one of the few famous names in the world of contemporary inventing. While still a student, Kamen designed a wearable infusion pump that injects sick patients with exact doses of the drugs they need. Next he developed portable insulin pumps and kidney dialysis machines. Not all of Kamen's innovations are in the medical field. In 2001 he unveiled his Segway Human Transporter (HT), a self-balancing transportation device with an integral gyroscope. Kamen envisions that the Segway HT will revolutionize short-distance travel, particularly in cities. Postal workers, for example, will be able to make deliveries far more quickly and efficiently.

### Q Which invention shrank the world in three decades?

**A** The Internet began life in 1963 in the United States as the ARPAnet, a network of computers linked up to protect military data in the event of a nuclear attack. Under ARPAnet many key advances were made in network technology: e-mail (1971); telnet, a way to control a computer from a distance (1972); and file transfer protocol (FTP) (1973). By the 1980s the Internet had developed into an international network. But it wasn't until the mid-1990s that World Wide Web (WWW) technology improved enough to make the internet a vital tool in universities, businesses, and homes. The Web allows people around the world to exchange text, sound, pictures, and movies in a matter of seconds.

### Q Why are most inventions created by companies rather than individuals?

**A** The Japanese electronics company Sony is famous for its groundbreaking inventions, including the Walkman, the PlayStation, and the AIBO robot dog. Few people could name any of the individuals involved in the creation of these products. That is because, as technology becomes more complex, whole teams of specialists are needed to work on different aspects of the invention. Also, building and testing new technologies requires sophisticated, costly machinery that only large corporations can afford. Such companies market new inventions under their own name, a brand that customers will recognize. Even if the product had been invented by an individual employee, the company probably would not market it under the inventor's name, since he or she might go to work at a rival company at some point in the future.



Sony's robot dog, AIBO

### Q How do inventors safeguard their ideas?

**A** The only way to be sure that no one steals the design of a new invention is to patent it. Each country has its own patent office, where officials register plans, drawings, and specifications. Only an invention that is truly new can be patented. After that, the inventor can sue anyone who tries to make or sell products based on the same idea, unless they have paid for permission to use it.

### Q Could inventions ever outsmart inventors?

**A** At this moment, several scientists are working to build computers with artificial intelligence. These would be capable of testing ideas through trial and error, thereby learning from their mistakes. In 2002 the most advanced machines possessed the mental capacity of a beetle, but designs are always improving.

## Record Breakers

### FASTEST LAND VEHICLE

**A** jet-powered car called *Thrust 2* set the one-mile land-speed record in Nevada in 1983, running at 633.47 mph (1,019.47 km/h). The car was designed by British engineer John Ackroyd.

### FASTEST TRANSISTOR


**A** silicon transistor that switches on and off 1.5 trillion times a second is slated to be introduced for use in computers in 2007. Some of the Intel transistor's components are just 20 nanometers long – 1/4,000 of the width of a human hair.

### MOST PATENTS

**A**merican inventor Thomas Edison filed 1,093 patents during his lifetime. They included 141 patents for batteries and 389 for electric light and power.


### BIGGEST RADIO TELESCOPE

**A** The biggest single-dish radio telescope is 1,000 ft (305 m) across. However, the Very Large Array (VLA) in New Mexico is even more powerful. It is made up of 27 dishes, working together as a single telescope.



Inside an Internet cafe





Silicon wafer, 1981

# Timeline of inventions

THE HISTORY OF INVENTION began when our earliest ancestors started using tools, more than three million years ago. Since then, humankind has continued to employ intelligence and resourcefulness to create useful technology that helps change our world. Any timeline of inventions must leave out far more than it includes, so here are just a few important tools, instruments, and machines that have been invented over the past 10,000 years.



Deer-antler pick

• 8000 BCE  
**FLINT MINING**  
Prehistoric miners dug deep shafts in search of flints – hard stones that could be shaped into useful, sharp tools. Since flints were usually embedded in soft chalk, the miners used deer antlers as simple picks.

8000 BCE



Crossbow

400 BCE

• 400 BCE  
**CROSSBOW**  
The ancient Greeks came up with the first crossbow, which they called the gastrophetes. A crossbow can fire an arrow with much more force than an ordinary bow.

• 100 BCE  
**SCREW PRESS**  
The screw press was invented by the Greeks. They would place grapes, olives, or even clothes between the two boards. They would then turn the screw to press the top board down hard, squeezing out the juice, oil, or excess water.



Screw press

100 BCE

• CE 550  
**ASTROLABE**  
The astrolabe was an instrument that enabled travelers to find their latitude by studying the position of the stars. It was first invented by Arab astronomers.



Astrolabe

CE 550



Leclanché cell

• CE 1866  
**LECLANCHÉ CELL**  
French engineer Georges Leclanché created the forerunner of the modern battery. The negative terminal was a jar containing a zinc rod in an ammonium chloride solution. Inside this was the positive terminal, a smaller pot containing a carbon rod in manganese dioxide.

CE 1866

• CE 1892  
**VISCOSE RAYON**  
This artificial fiber was the first realistic alternative to silk. Three British chemists invented the process for making it, starting out with cellulose, a natural ingredient found in cotton and wood pulp.



Rayon fabric

CE 1892

• CE 1902  
**TEA-MAKING ALARM CLOCK**  
Frank Clarke's automatic teamaker was a dangerous device. At a preset time, it ignited a dish of alcohol, which boiled water in the copper kettle. The kettle then tipped to fill a teapot – and sounded the alarm.

Automatic tea maker



CE 1902





Roman scales

• 4000 BCE  
SCALES

The Sumerians invented the beam balance, where a measuring pan is hung from either end of a wooden or metal beam. Later cultures, such as the Romans, improved on this basic principle.

4000 BCE

Chinese writing

• 1500 BCE

**CHINESE WRITING**  
Chinese is the oldest surviving written language. Like the first written language, Sumerian cuneiform, Chinese characters started out as pictograms – pictures of objects and ideas – which were gradually stylized.




1500 BCE

• 600 BCE

**ARCHIMEDEAN SCREW**

This device is named after the Greek thinker Archimedes, who described one he saw being used in Egypt around 260 BCE. The screw is a pump. It pushes water up along the "thread" of the cylinder as the user turns the screw.




Archimedeian screw

600 BCE

• CE 1088

**MECHANICAL CLOCK**

The first mechanical clock was a complicated tower of wheels and gears, invented by Su Sung. It used a waterwheel that moved the mechanism forward every time one of its buckets filled up. Every 24 hours, a metal globe representing the Earth completed a full rotation.



Su Sung's mechanical clock tower

CE 1088

• CE 1643

**BAROMETER**

The barometer, an instrument that measures air pressure, was invented by Italian physicist Evangelista Torricelli. He filled a tube that was open on one end with mercury, then placed it upside-down into a mercury filled dish. The mercury in the tube fell until its level balanced the pressure of the air.



Torricelli's barometer

CE 1643

• CE 1788

**THRESHING MACHINE**

Threshing means separating grains of corn from the husk, or chaff. It used to be done by beating harvested corn with a stick, but in 1788 Scottish millwright Andrew Meikle invented a machine to do the job.



Threshing machine

CE 1788

• CE 1948

**POLAROID CAMERA**

The first instant camera was the Polaroid Land camera, invented by American Edwin Land. The camera used special film, which contained the necessary developing chemicals. One minute after taking the picture, a brown-and-white photograph came out.



Modern Polaroid camera

CE 1948

• CE 1965

**COMPUTER MOUSE**

The mouse was invented by U.S. engineer Doug Engelbart in 1965. The first personal computer to use it was the Apple Macintosh, launched in 1984. Before that, people had to use keyboard commands.

Computer mouse



CE 1965

• CE 1983

**DYSON CYCLONIC CLEANER**

British inventor James Dyson came up with the first bagless vacuum cleaner. His inspiration was an industrial cyclone, a whirling device used by factories to suck dust particles from the air. Dyson made the first model of his bagless cleaner in 1978. His G-Force cyclonic cleaner went on sale in Japan eight years later.

Dyson multi-cyclone cleaner



CE 1983





The stand mixer is one of many inventions that can be found in the average home

# Find out more

IF YOU ARE INTERESTED in inventions, you will soon notice that you come across hundreds of them every day – many of them in your own home. Visits to science museums can

give lots of helpful information about inventions, including hands-on demonstrations of how they work. Look for useful books, Web sites, and television programs, too. If you're feeling truly adventurous, see if you can come up with some inventions of your own. Start with sketches and descriptions, then build up to making a working model. Good luck!



### OLD VALVE RADIO

All inventors learn valuable lessons by looking at the inventions of the past. Look in junk shops for cheap old radios or other machines. Compare your finds to modern versions. How have radios changed since this one was made? What features have disappeared? Which are still there? What can modern radios do that this one can't?




### GEODESIC DOME

This eye-catching building is La Géode, an OMNIMAX cinema where visitors can enjoy the latest cinematic technologies, including a 360° movie screen. It is in the Parc de la Villette, Paris. If you cannot make it to Paris, see if there is an OMNIMAX or IMAX cinema near you. The quality of the picture and sound ensures that you'll have a memorable experience.

### USEFUL WEB SITES

- A Web site with a timeline, plus A-Zs of inventors and inventions: [www.inventors.about.com](http://www.inventors.about.com)
- Lots of explanations of scientific principles and inventions: [www.howstuffworks.com](http://www.howstuffworks.com)
- A Smithsonian site dedicated to the lives of inventors: [www.si.edu/lemelson/centerpieces/ilives/index.html](http://www.si.edu/lemelson/centerpieces/ilives/index.html)
- Web site for the Tech Museum of Innovation, California: [www.thetech.org](http://www.thetech.org)



Turbojet engine situated at rear of wing

### CONCORDE, AN INVENTION OF THE SKIES

Fly away on vacation, or simply look up, to see some of humankind's most amazing inventions – aircraft. Jet passenger planes have been around since 1952, while the first supersonic craft, *Concorde*, made its maiden flight in 1969. Only 14 of the planes entered service, and the fleet was retired on October 24, 2003. Flying at twice the speed of sound, *Concorde* cut the time of a transatlantic flight to three hours and 50 minutes.



### THE SCIENCE MUSEUM

A key attraction at London's Science Museum is the Making of the Modern World gallery. It displays 150 milestone inventions, created from 1750 to 2000. Highlights include the *Apollo 10* Command Module, used in the first Moon landing.






Rotating drum spins washing

#### SMART WASHING MACHINE

Familiar appliances are being improved all the time. The latest "smart" kitchen machines are Internet linked, so that owners can control them remotely by e-mail. This washing machine will even call for a repairman if it breaks down.



Optical viewfinder

#### CAMERA CURIOUS

It's always rewarding to find out more about a key invention, such as the camera. If you don't have access to a digital one, you can read up on the new technology in photography magazines. Digital cameras do not use film. Instead, they have a sensor that converts light (photons) into electrical charges (electrons).

Wings form streamlined V shape

Passengers ride in pressurized cabin

Distinctive, pointy nose cuts through the air

## Places to visit

#### THE EXPLORATORIUM, SAN FRANCISCO, CALIFORNIA

(415) 561-0399 [www.exploratorium.edu](http://www.exploratorium.edu)

Hundreds of fun and innovative exhibits demonstrate scientific principles.

#### SCIENCE MUSEUM OF MINNESOTA, ST. PAUL, MINNESOTA

(651) 221-9444 [www.smm.org](http://www.smm.org)

Visitors can try experiments exploring physical science and mathematics.

#### FORT LAUDERDALE MUSEUM OF DISCOVERY AND SCIENCE, FORT LAUDERDALE, FLORIDA

(954) 467-6637 [www.mods.org](http://www.mods.org)

Lets visitors discover the universal concepts behind today's technology.

#### BRADBURY SCIENCE MUSEUM, LOS ALAMOS, NEW MEXICO

(505) 667-4444 [www.lanl.gov/museum](http://www.lanl.gov/museum)

Home to exhibits about the history of Los Alamos National Laboratory and its research.

#### ROBOT WARS

The TV series *Robot Wars* is now popular in more than 25 countries. Its enthusiastic contestants call themselves robooters, but they are also amateur inventors. Anyone can compete, as long as they can build a warrior robot with the right specifications – and unique means of attack and defense. Tune in to watch the action or, better yet, set up your own robooting team.





# Glossary



Flint  
(used as a  
simple ax)

**AMPUTATION**  
A type of surgery in which a limb, such as the leg, is removed; less common now that medical innovations have made it possible to cure a much broader range of infections and injuries

**ANESTHETIC**  
A substance used to block pain signals traveling from the body to the brain. In medical operations, the anesthetic effect may be local, affecting only the part of the body being operated on, or general, affecting the whole body.

**ANGLE** Two straight lines leaving a single point make a corner, which can be described by its angle – the portion they would cut out of any circle with its center on the point. Circles are 360°, so at 3pm the two hands of a clock form an angle of 90°, cutting out a quarter of the circle.

**ANODE** (*See also* ELECTRODE) A positive electrode, considered to be the source of current flowing into its surroundings

**AUTOMATIC** Any system or machine that works by itself, without external control or effort by a person

**BEAM** In machines and buildings, a strong horizontal supporting bar, made of wood or metal, that transmits forces across distances

**CALCULATE** In mathematics, to work out the answer according to a rule-governed method; comes from the Latin word *calculus*, which refers to the pebbles used in the Roman era to help with math problems



Making cathode ray tubes in a factory

**CATHODE** (*See also* ELECTRODE) A negative electrode, which receives current from its surroundings. The flow of electricity into a cathode can be used to coat an object in silver – the object is wired up as a cathode, and attracts tiny particles of silver.

**COMPOUND** A chemical substance formed when two or more other substances combine with each other

**CULTIVATE** To work toward the best possible growth of plants, especially by plowing, fertilizing, weeding fields, and by rotating crops to maintain the balance of nutrients in the soil

**CYLINDER** In engines, the tubular chamber in which the pressure is created to push the other parts. In gas engines, the larger the cylinder (measured in liters), the more power the engine can create.

**DIAPHRAGM** A thin, strong sheet of material, often circular, designed to flex in the middle. A large diaphragm divides the human body between the chest and the stomach, to aid breathing.

**EFFICIENT** Describes a machine or system that does a job with very little wasted energy or human effort

**ELECTRICAL** Describes any thing or event in which electricity plays a significant role

**ELECTRICITY** Energy associated with electrically charged particles, usually electrons, either when they are moving, as in a wire, or stationary, as in a battery

**ELECTRODE** The source or destination of an electric current in a cell such as a battery. Electrodes can be made from a range of materials, often metallic.

**EXPERIMENT** A controlled test of a theory, or part of a theory, used to provide evidence for or against a scientific idea

**FLINT** A common type of stone, with the useful property of breaking and chipping in a way that produces sharp edges. Flint was widely mined in prehistoric times and used to make simple tools.

**FOCUS** The point where rays of light meet after passing through a lens



Giant pulleys in an elevator

**FORCE** A push or pull that can make something move, prevent it from moving, or change its motion

**FRICTION** The resistance to movement between two surfaces in contact. This force can generate heat – for example, when you rub your hands together for warmth.

**GEAR** A wheel with teeth, which carries power from one moving part to another. On a bicycle, gears are used to allow efficient cycling at different speeds. Closely related to gears are pulleys, which have no teeth and are used with ropes. They are used in elevators and by builders lifting heavy loads.



Chopsticks use a system of leverage


**GENERATOR** A machine using the motion of a wire coil past magnets to turn movement into electricity – the opposite of an electric motor. The generator that powers the light on a bicycle is a simple example.

**INDUSTRIAL REVOLUTION** The dramatic change from a farming society to a mechanized society, first identified in England toward the end of the 1700s. Important parts of the process included the relocation of large numbers of people from the country to cities and the introduction of powered machines in most aspects of industry.

**INFORMATION TECHNOLOGY** Machines, programs, and systems designed to help process information, often more efficiently and reliably than humans can; computers, for example

**IRRIGATION** Systems of dams, canals, pipes, and other tools that help maintain a steady water supply to crops, especially in areas with unpredictable rainfall





Helicopter with its rotary blades in full motion

**LEVER** A rigid bar, pivoted at one point along its length, used to transmit force. If a load is placed at the end of the lever closest to the pivot, and pressure is exerted on the farther end, the lever “magnifies” the force that is applied to the load.

**LIFT** The force required to overcome the weight of a flying machine and keep it off the ground. In an airplane, lift is created by air passing over the curved, angled wings. The fast-flowing air pushes against their lower surface and forces the plane up.

**LOGARITHM** A way to represent numbers as powers of another number, such as 10. The base-“10 logarithm of 100 is 2, because  $100 = 10^2$  (“10 squared” or “10 to the power of 2,” equivalent to  $10 \times 10$ ). Logarithms can represent only positive numbers. First slide rules, and then calculators, have made the process of calculating logarithms much easier.

**MECHANICAL** Describes actions or events in which the simple laws of motion have a primary role; often used to describe the activity of machines

**MEDIUM** The material or system a signal or energy passes through from one point to another

**MOLECULE** The basic unit of a chemical compound, consisting of two or more atoms bonded together. Molecules vary in size. Extremely long molecules are used to make some modern materials, such as plastic wrap.

**PHENOMENON** An experience or event, particularly as it is sensed by a human observer

**PISTON** A flat-headed tubular machine part, which moves up and down within a cylinder. A piston may be mechanically driven to pump gases or fluids in the chamber or may transfer pressure in the cylinder to drive other parts of the machine.

**PIVOT** A machine part around which another machine part moves. Pivots may be simple hinges or more complicated structures. They are also known as bearings, since they normally “bear” a load.

**PRESSURE** The “pressing” force of one substance against another. Usually applies to flexible materials, such as liquids or gases – for example, the air inside a car tire.

**PRISM** A transparent object, usually made of glass, used to change the direction of a beam of light, or to split light into separate beams

**RECEIVER** The instrument that detects and translates a signal into a form – such as sound waves – that humans can sense. An everyday example is the radio or “tuner” component in a stereo.

**RESERVOIR** A container for storing liquids, such as machine oil or drinking water

**SEAL** A tight joint, often using rubber or another waterproof material, that prevents gas or liquid from escaping or entering an enclosed space



Colored balls represent the arrangement of atoms in a molecule of vitamin B6


**SOLUTION** A mixture of one liquid with something else – either another liquid, a gas, or a solid

**TECHNOLOGY** The practical uses of knowledge, both in terms of skills and in terms of the creation and use of new tools. New technology is driven both by new scientific discoveries and new uses for old knowledge.

**TRANSMITTER** An instrument that translates a signal into a form in which it can be passed through a particular medium to a receiver. Examples include cell phones or walkie-talkies.

**VACUUM** A perfectly empty – or very nearly empty – space. A vacuum can be created in a vessel by pumping out all the gases or liquids inside.

**VALVE** A flap or plug that is used to control the flow of gas or liquid from one space to another. Some valves control the direction of flow, while others control its timing. Valves are vital for most pumping systems. Their existence in human arteries led scientists to discover that the heart was actually a pump.



This prism is splitting white light into separate beams, revealing a rainbow of colors.



# Index

## A

abacus 30  
acupuncture 42  
adze 10, 11  
airplane 58, 59, 68-69, 71  
amplification 52  
anesthetic 42, 43, 70  
antiseptic 43  
Archer, Frederick Scott 41  
Archimedes 8, 9, 24, 67  
Arkwright, Richard 37  
artificial heart 64  
artificial intelligence 65  
astrolabe 66  
astronomy 34, 66  
automobile 12, 48, 65

## B

Babbage, Charles 62  
Baekeland, Leo 60  
Baird, John Logie 56, 64  
balance 16, 23, 67  
ballpoint pen 18, 19  
bar code 64  
barometer 67  
battery 38-39, 52, 53, 66, 70  
beam engine 33  
bearing 12, 13, 71  
Bell, Alexander G. 44  
Bell, Chichester 47  
Benz, Karl 48  
Berliner, Emile 47  
bicycle 12, 70  
binoculars 29  
Biro, Joseph and Georg 19  
Braun, Ferdinand 56  
bronze 10, 11, 14, 15, 16  
bubble gum 64

## C

calculator 30, 31, 62, 71  
calipers 17  
Calotype 40  
camera 40, 41, 51, 62, 67, 69  
Campbell, John 35  
can opener 6  
Canaletto 40  
candle 20, 21, 22

carbon arc 50  
cathode ray 56, 57  
cat's whisker radio 52  
celluloid 41, 50, 60  
cinematography 50-51, 68  
circumferentor 35  
clock 12, 22-23, 67  
cloth 36, 37, 66  
Cockerell, Christopher 64  
compact disc 64  
compass 34, 35  
computer 62, 63, 64, 67, 70  
copper 14, 38, 39, 44, 63  
Cousteau, Jacques 64  
Crompton, Samuel 37  
Crookes, William 56  
crossbow 66

## DE

da Vinci, Leonardo 42, 58, 69  
Daguerre, Louis 40  
Daimler, Gottlieb 48  
Danfrie, Philippe 35  
Daniell, John Frederic 38  
de Rozier, Pilâtre 58  
diode 52  
Donkin 6  
drill 8-9, 10, 42  
Dyson, James 67  
Dystrop wheel 13  
Eastman, George 41, 60  
Edison, Thomas 7, 44, 45, 46, 65  
electricity 38, 39, 53, 54-55, 56, 63, 70  
electromagnetic wave 52  
endoscope 43  
Engelbart, Doug 64, 67  
engine 33, 48, 70

## FG

Faraday, Michael 54  
film 41, 50, 51, 60, 67  
fire 8, 10, 14, 20, 21  
flight 58-59  
flint 10, 11, 18, 21, 66, 70  
food canning 6  
food mixer 54, 55, 68  
four-stroke engine 48, 49  
Franklin, Benjamin 38  
furnace 14, 15, 25  
Galileo Galilei 28, 69  
Galvani, Luigi 38  
Gassner, Carl 39  
gear wheel 8, 9, 25, 70  
generator 54, 70  
glass making 6

global positioning system 64  
Gutenberg, Johannes 26, 27

## H

Hadley, John 34  
hair dryer 55  
Hall, Chester Moor 28  
Halladay Standard Windmill 25  
Harrington, Sir John 54  
Harvey, William 43  
helicopter 58, 71  
Henson, William 58, 59  
Hero of Alexandria 32, 64  
Hertz, Heinrich 52  
Hoover, William 55  
horse power 24  
horseshoe 15  
hot-air balloon 58  
hovercraft 64  
Huygens, Christiaan 23

## IJK

ink 18, 19  
internal combustion engine 48-49  
Internet 65, 69  
iron 14, 15, 16, 44, 46, 55  
Judson, Whitcomb 7  
Kamen, Dean 65  
kettle 54

## L

Laënnec, René 43  
lantern clock 23  
latitude 34, 35, 66  
lead-acid accumulator 39  
Leclanché, Georges 66  
Lenoir, Etienne 48  
lens 28, 29, 40, 41, 50, 70  
letterpress 26  
light 28-29  
lighthouse 35  
lighting 7, 20-21, 54  
Lilienthal, Otto 58  
limelight 50  
Lister, Joseph 43  
lock 7  
locomotive 32, 33  
lodestone 34  
logarithm 30, 71  
longitude 34, 35  
loom 35, 37  
Loud, John H. 19  
loudspeaker 52

Lumière, Auguste and Louis 50

## M

Macarius, Joannes 35  
magic lantern 50  
magnet 44  
magnetic tape 46, 47  
Marconi, Guglielmo 52  
match 7, 21  
measurement 16-17, 34  
mechanical clock 22  
medical instrument 42-43, 65  
Meickle, Andrew 25, 67  
merkhett 22  
metalworking 14-15  
microchip 62-63  
microelectronics 46, 62-63  
microphone 52  
microscope 28, 29, 63  
mirror 28, 29, 35  
Montgolfier brothers 58  
mouse 64, 67  
Muybridge, Eadweard 50, 51

## NO

Napier, John 31  
navigation 34-35  
needle 15, 42, 46, 47  
Newcomen, Thomas 32, 33  
Niepce, Joseph 40  
Nipkow, Paul 56  
octant 34, 35  
oil lamp 20, 21  
optics 28-29, 40  
ore 14  
Otto, Nikolaus 48

## PQ

paper 7, 19  
Papin, Denis 55  
papyrus 18  
Parkes, Alexander 60  
Pascal, Blaise 31  
pen 18, 19  
pencil 7, 18  
pendulum 22, 23  
phonograph 46  
photography 40-41, 50  
Planté, Gaston 39  
plastic 60-61, 62  
plough 7  
plumb line 29

poma 64  
potter's wheel 12  
Poulsen, Valdemar 47  
power station 54  
Pratt, William 31  
Pravaz, Charles 42  
printed circuit board 63  
printing 18, 26-27  
prism 29, 51, 71  
quadrant 29

## RS

radio 52-53, 62, 68  
radio telescope 65  
rayon 66  
record 46, 47  
refraction 28  
refrigerator 54  
robot dog 65  
*Robot Wars* 69  
Roget, P. M. 50  
roller 12, 13  
Röntgen, Wilhelm 56  
ruler 11, 16, 17  
sail 25, 33  
sandglass 23  
satellite 63  
Savery, Thomas 32  
saw 11, 42  
scales 16, 67  
Schulze, Johann 40  
scissors 6  
screw press 66  
sextant 35  
silicon chip 62, 66  
silicon transistor 65  
smart card 63  
snowmobile 64  
spacecraft 62, 63, 68  
spectacles 28  
sphygmomanometer 43  
spinning 36-37  
steam 32-33, 37, 55  
steam engine 12, 32-33, 48, 58, 59  
Stephenson, George 33  
stethoscope 42, 43  
Stringfellow, John 58, 59  
stylus, 18, 31, 46, 47  
Su Sung 23, 67  
Sundback, Gideon 7  
sundial 22  
surveying 34, 35  
Swan, Joseph 7

## T

Tainter, Charles 47  
Talbot, W. H. Fox 40

tally sticks 30  
tape recording 46, 47  
tea maker 54, 66  
Teflon 64  
telegraphy 44, 52  
telephone 44-45, 46, 52  
telescope 28, 29  
television 53, 65-57, 62, 64  
TetraPak 64  
Thales 38  
theodolite 34  
thermionic valve 52  
thermometer 43  
threshing machine 67  
tinder box 21  
toilet 54  
Tompion, Thomas 23  
tool 8, 10-11  
toothbrush 64  
Torricelli, Evangelista 67, 69  
transmitter 52, 53, 71  
treadmill 24  
Trevithick, Richard 33  
trigonometry 34  
triode 52  
typesetting 26-27

## VW

vacuum cleaner 54, 55, 67  
Van Leeuwenhoek, Antoni 29  
Verne, Jules 59  
visual display unit 63  
Volta, Alessandro 38  
von Basch, Samuel 43  
washing machine 69  
watchmaking 23  
water frame 37  
water power 24, 25, 37  
water pump 32  
Waterman, Edson 19  
Watt, James 32, 33  
wax cylinder 47  
weaving 36-37  
welding 14, 15  
wheel 12-13, 24, 25, 31, 48  
windmill 12, 24, 25  
Wollaston, W. H. 38  
Wright brothers 58, 59  
writing 18-19, 67

## XYZ

X-rays 52, 56  
yardstick 17  
Zeiss, Carl 41  
zipper 7

# Acknowledgments

## The publisher would like to thank:

The following members of the staff of the Science Museum, London, for help with the provision of objects for photography and checking the text: Marcus Austin, Peter Bailes, Brian Bowers, Roger Bridgman, Neil Brown, Jane Bywaters, Sue Cackett, Janet Carding, Ann Carter, Jon Darius, Eryl Davies, Sam Evans, Peter Fitzgerald, Jane Inasley, Stephen Johnston, Ghislaine Lawrence, Peter Mann, Mick Marr, Kate Morris, Susan Mossman, Andrew Nahum, Cathy Needham, Francesca Riccini, Derek Robinson, Peter Stephens, Frazer Swift, Peter Tomlinson, John Underwood, Denys Vaughan, Tony Vincent, John Ward, Anthony Wilson, David Woodcock, and Michael Wright.

Retouching: Roy Flocks  
Index: Jane Parker

## Picture credits

(t=top, b=bottom, m=middle, l=left, r=right)

**Ann Ronan Picture Library:** 17tl, 29br, 29bm, 35br, 38tl, 38mr, 44tl, 44tr, 45tl, 56br.  
**Bridgeman Art Library:** 11, 18bm, 19bl; Russian Museum, Leningrad 21 mr, 22tr; Giraudon/Musée des Beaux Arts, Vincennes 30bl, 50mr.  
**British Airways:** 68-69m.  
**Corbis:** Haruyoshi Yamaguchi/Syigma 65tr.  
**Brian Cosgrove Collection:** 68-69.  
**Design Museum:** 67br, 68tl.  
**E.T. Archive:** 26tr.  
**Vivien Fifield:** 32m, 48ml, 48m, 48bl.  
**Getty Images:** Bruce Forster 70bl.  
**Michael Holford:** 16ml, 18ml, 18bl.  
**Hulton-Deutsch:** 41 tr.  
**Barnabas Kindersley:** 64ml  
**Mary Evans Picture Library:** 10m, 12ml, 12tr, 14, 19mr, 19br, 20tr, 21mr, 23tr, 24tr, 25tr, 28br, 30br, 31mr, 36bl, 39m, 40tl, 40mr, 41tm, 42bl, 42ml, 43tr, 43m, 45tr, 50br, 53mr, 54tl, 54bl, 55ml.

**Mentorn Barraclough Carey Productions Ltd.:** 69br Copyright © 2002 Robot Wars LLC/Robot Wars Ltd. Trademarks: Robot Wars and the Robot Wars logo are trademarks of Robot Wars LLC. Sir Killalot, Shunt, Matilda, Sgt. Bash, Dead Metal, Mr Psycho, Growler and Rebot are trademarks and designs of the BBC in the UK and are used under licence. Sir Killalot, Shunt, Matilda, Sgt. Bash, Dead Metal, Mr. Psycho, Growler and Rebot are trademarks of Robot Wars LLC in the world excluding the UK. The Robot Wars television series is produced by Mentorn in association with Robot Wars Ltd. for BBC Television in the UK and for broadcasters worldwide.  
**National Maritime Museum, London:** 64-65.  
**National Motor Museum, Beaulieu:** 49tr.  
**Natural History Museum, London:** 66tr.  
**Norfolk Rural Life Museum:** 67mr.  
**Stephen Oliver:** 67bl, 68br.  
**Popperfoto:** 64b.  
**Rex Features:** 69tl; Patrick Barth 65b; Erik C. Pendzich 65tl.

**Science Museum, London:** 66br, 70tl, 71b.  
**Science & Society Picture Library:** 63m, 63bl, 63bm, 67ml, 67m.  
**Syndication International:** 12tl, 13m, 23tl, 26mr, 28tl, 28mr, 34tl, 35tl, 36tr, 46br, 50br, 52b, 52tr, 56tr, 58bm, 59br; Bayerische Staatsbibliothek, Munich 24cl; City of Bristol Museum and Art Gallery 53br; British Museum 13tm, 24bl, 59tr; Library of Congress 37tl; Smithsonian Institution, Washington DC 58br.  
**Wallace Collection:** 66ml.  
**Photo Courtesy of Xybernaut Corporation:** 64tr.

## Jacket credits

Front: Tl: Science Museum, UK; Tr: Design Museum, UK; Tr: Science Museum, UK; B: BananaStock/Alamy. Back: Science Museum (all).

With the exception of the items listed above, and the objects on pages 8-9, 61, and 64-71, all the photographs in this book are of objects in the collections of the Science Museum, London.