


EYEWITNESS  GUIDES

# ANCIENT EGYPT





Shabti figure for the afterlife




Tile showing Libyan prisoner of war



Flint knife with gold leaf on handle



Fish amulet hair pendants



Eyepaint container in the shape of a hedgehog



Fish hooks



Thoth, ibis-headed god of wisdom



Silver bowl



Gold plaque showing pharaoh and sun-god Atum

EYEWITNESS  GUIDES

# ANCIENT EGYPT

Written by  
GEORGE HART



Floral inlays and moulds



Bracelet with lapis lazuli scarab set in gold



DORLING KINDERSLEY  
London • New York • Sydney • Moscow  
www.dk.com  
in association with  
THE BRITISH MUSEUM • LONDON



Paddle doll



Glass ear studs



Earrings



A DORLING KINDERSLEY BOOK  
www.dk.com

Project editor Phil Wilkinson  
Designer Thomas Keenes  
Senior editor Sophie Mitchell  
Senior art editor Julia Harris  
Editorial director Sue Unstead  
Art director Anne-Marie Bulat

Special photography Peter Hayman  
of The Department of Egyptian Antiquities,  
British Museum

This Eyewitness Guide has been  
conceived by Dorling Kindersley Limited  
and Editions Gallimard

First published in Great Britain in 1990  
by Dorling Kindersley Limited,  
9 Henrietta Street, London WC2E 8PS

109

Copyright © 1990 Dorling Kindersley Limited, London

All rights reserved. No part of this publication may be  
reproduced, stored in a retrieval system, or transmitted  
in any form or by any means, electronic, mechanical,  
photocopying, recording or otherwise, without the prior  
written permission of the copyright owner.

British Library Cataloguing in Publication Data  
Hart, George 1945-  
Ancient Egypt.  
1. Egypt, ancient period  
I. Title II. Series  
932  
ISBN 0-86318-444-8

Colour reproduction by Colourscan, Singapore  
Typeset by Windsorgraphics, Ringwood, Hampshire  
Printed and bound in Singapore by Toppan Printing Co. (S) Pte.



Wooden  
cosmetic  
spoon



Glass tube and  
applicator for  
eye paint



Pendant of lapis  
lazuli bull's head  
set in gold

# Contents

Egypt before the pharaohs	6
On the banks of the Nile	8
Famous pharaohs	10
The royal court	12
Preparing for the tomb	14
Everlasting bodies	16
Journey to the afterlife	18
The great pyramids	20
The Valley of the Kings	22
Gods and goddesses	24
Magic and medicine	26
Priests and temples	28
Sacred rituals	30
Scribes and scholars	32
Writing	34
Weapons of war	36
Sailing on the Nile	38



Sketch on flake of limestone

Buying and selling	40
An Egyptian carpenter	42
Hunting, fishing, and fowling	44
The Egyptians at home	46
Food and drink	48
Song and dance	50
Toys and games	52
From fabric to finery	54
All that glitters	56
Adorning the body	58
Animals of the Nile Valley	60
Egypt after the pharaohs	62
Index	64

# Egypt before the pharaohs

THE PERIOD we normally think of as "ancient Egypt" is the time when Egypt was ruled by the pharaohs - after c. 3000 B.C. But who lived in Egypt before the pharaohs? In the early Stone Age people in Egypt lived on sites fairly high up on the land above the Nile from the Delta to Aswan. From about 5000 B.C., settlers came to Egypt from Palestine and Syria, from the Libyan tribes living to the west, and from Nubia in the south. Shortly before 3000 B.C., traders from southern Iraq also sailed to Egypt and some, attracted by the fertility of the country, stayed on. Soon these early settlers began to grow barley and domesticate cattle, and to build villages of mud huts in parts of the flood plain that seemed safe from the annual Nile flood. The period before 3000 B.C., has left behind objects such as magnificently carved ivories and slate palettes, as well as fine pots, often buried with their owners in brick-lined graves.



**MACEHEAD**  
This was the kind of weapon used to give the death blow to a wounded enemy. But the smooth surfaces and superb carving of this example make it likely that it was carried by a ruler or high commander on ceremonial occasions.



**COMB AND CONCUBINE**

The African elephant and hippopotamus provided the early craftsmen with plenty of ivory. The comb is topped by the figure of a gazelle, perhaps because its owner enjoyed hunting this creature. The figure with striking eyes was placed in a tomb and was meant to provide the owner with a female companion in the afterlife.



**ANCIENT BODY**  
Burials at this time, before mummification had evolved, involved arranging the corpse in a "sleeping" position with the elbows and knees drawn together. The body was placed in a pit with a selection of possessions, and sand was thrown on top of it. The sand absorbed all the water from the body, drying it out and preserving it, so that the person's spirit would recognize it and inhabit it. Here you can see the hair and features of a man who died about 5,000 years ago fairly well preserved. When he was found some people thought that he was still lifelike enough to warrant a nickname - Ginger, because of his red hair.




Food containers useful in the afterlife

Skin well preserved because body was dried out by sand

Ginger hair

Necklaces



Feldspar

Carnelian

**NECKLACES**  
Early jewellers used semi-precious stones from the deserts. Favourites were feldspar (green) and carnelian (orange). Luxury items like these necklaces show us that before the pharaohs not every labourer was needed to till the soil or hunt for food - craftsmen were already valued members of society and were well rewarded for their skills.

Eye inlaid with ivory



**COSMETIC PALETTE**  
Some of the earliest surviving Egyptian objects are slate palettes. They could be rectangular or carved in animal shapes like hippos, turtles, falcons, or this obese ram. The surface was used for grinding minerals for eye paint (p. 58).

**STONE VASE**  
This vase was carved from a mottled stone called breccia using simple flint or copper tools. Quartz was used for polishing the surface.



Smooth shape made by simple tools



**POTTERY VASE**  
Nile silt and clay from the edges of the flood plain provided materials for the early potters. This pot's tapering base was designed to fit in a stand or to rest in a depression in the ground. The circular spirals are meant to give the impression of a vessel carved from stone.

Spiral design

# On the banks of the Nile

DESERT COVERS more than 90 per cent of Egypt. Called the "Red Land", the desert supported only small settlements in wadis and oases.

The Egyptians lived on the banks of the River Nile or beside canals leading from it. This was "Kemet" or the "Black Land", named after the rich dark silt on which the farmers grew their crops. Without this fertility, there would have been no civilization in Egypt. Right up until modern times the pattern of life in Egypt for the majority of the population has depended on the exploitation of its fertile agricultural resources. Today the population explosion, growth of cities, and the construction of large industrial plants is changing Egyptian lifestyles. The Nile flood began the year for the Egyptian farmer, when the river, increased by the rising waters of the Blue Nile and White Nile converging just north of Khartoum in the Sudan, brought deposits of silt into Egypt. When the Nile waters subsided the farmers got to work sowing barley and emmer wheat. The result was usually a good summer harvest. The High Dam at Aswan, built in the 1960s, totally changed the régime of the river in Egypt.



**A RIVERSIDE PEOPLE**  
The ancient Egyptians lived in a strip of land on either side of the Nile, where the Nile flood made the land fertile. The flood area is shown in green on this map.



**FAMINE**  
In a climate of extremes, crops could sometimes fail and famine could hit the population hard. Statues of people like this beggar remind us of this problem in ancient Egypt.




**SICKLE**  
Farmers used the simplest tools. This sickle is made of wood with flint teeth. In pictures of the harvest you can see groups of men cutting the crops using sickles like this. The stalks left behind in the field would eventually be gathered to make mats and baskets.

**WINNOWING FAN**  
When donkeys had brought the wheat to the threshing floor, two wooden fans like this would be used to separate the grain from the chaff.



**WINNOWING**  
The men would gather up the grain and chaff and throw it into the air. The breeze carried away the lighter chaff, leaving the grain to fall on to the floor. The winnowers wear linen scarves to stop the chaff getting into their hair.

**SHADUF**  
Water was still needed when the flood went down, so canals were cut to bring water to the fields as far away from the river banks as possible. To raise the water from the river to fill the canals, the Egyptians used a device called a shaduf, as they do today. It consists of a trellis supporting a pole with a counterweight. It could easily be operated by one man, who would lower the bucket into the river before pulling it up with the help of the weight.



Scribe with his palette

Meketre's son

**CATTLE COUNTING**  
An important measure of a person's wealth in ancient Egypt was the number of cattle he owned. This tomb model shows a man called Meketre, who was mayor of Thebes in c. 2000 B.C. Here his cattle are being counted, as they are driven past the mayor and his top officials and scribes. The accounts made would be stored for tax records.

Herdsman driving cattle with a stick






The oval enclosing the hieroglyphs that make up a royal name is called a cartouche. This one contains the name of King Tutmosis III.


## Famous pharaohs

THE KING was not only the most powerful and important man in Egypt – he was thought to be a god. He was known as the pharaoh – a word which derives from a respectful way of referring to the king by describing him as the “great house” (per-ao), meaning the palace where he lived. The Queen of Egypt could also be seen as a goddess but was usually given the title of “Great Royal Wife” – only rarely did women rule Egypt in their own right. There was an effective system of training a prince to become a pharaoh, involving him becoming an expert sportsman and potential war leader. Often the ruling pharaoh would adopt his heir as “co-regent” to enable a smooth take-over when he died. Princes sometimes had to wait a long time. One pharaoh holds the record for the longest reign we know for any monarch. Pepy II came to the throne when he was six years old. He was still king of Egypt 94 years later when he was 100. It is quite remarkable in Egypt’s long history that we have only a few references to pharaohs being assassinated, usually as a result of a plot in the court to put a prince who was not the true heir on to the throne.

goddess but was usually given the title of “Great Royal Wife” – only rarely did women rule Egypt in their own right. There was an effective system of training a prince to become a pharaoh, involving him becoming an expert sportsman and potential war leader. Often the ruling pharaoh would adopt his heir as “co-regent” to enable a smooth take-over when he died. Princes sometimes had to wait a long time. One pharaoh holds the record for the longest reign we know for any monarch. Pepy II came to the throne when he was six years old. He was still king of Egypt 94 years later when he was 100. It is quite remarkable in Egypt’s long history that we have only a few references to pharaohs being assassinated, usually as a result of a plot in the court to put a prince who was not the true heir on to the throne.



Nefertiti



Akhenaten

### AKHENATEN AND NEFERTITI

In Akhenaten’s reign the traditional Egyptian gods were banished – only the sun-god was worshipped. To break the links with other gods, Akhenaten founded a new capital city and closed the temples of other gods. Queen Nefertiti helped her husband set up the cult of the sun-god Aten and probably ruled with him. After their death Tutankhamun and his successors restored the old gods. The names of Akhenaten and Nefertiti became hated and were removed from inscriptions and their temples were torn down.



### HATSHEPSUT

This determined woman ruled Egypt for about 20 years. She was supposed to be regent for her young stepson, but took over the reins of government. She wore the pharaoh’s crown and royal ceremonial beard. In this sculpture she wears the crown of Upper Egypt with the cobra goddess.

### ARMLESS QUEEN

This statue shows a queen of Egypt around 700 B.C. Her arms were attached separately but have been lost, as has her crown of plumes.



Osiris, God of the Underworld



### SPHINX AND PRISONER

The way that the sphinx represents the pharaoh’s power is shown in this ivory statuette, carved over 3,600 years ago.

## The mystery of the sphinx

There has been a lot of confusion about sphinxes in ancient Egypt because of Greek legends. In the Greek myth of King Oedipus, the sphinx is a ferocious and lethal female creature who destroys men who are unable to solve the riddle she sets them. But the Egyptians saw the sphinx as a lion’s body with the ruler’s head. The lion was a creature of the sun-god and so emphasized the king’s role as son of Re. The lion’s strength also suggests the monarch’s great power. Sometimes sphinxes combine other elements such as the head and wings of a hawk symbolizing the god Horus.



**SPHINX AT GIZA**  
This sphinx was carved around 4,500 years ago for the pharaoh Khafre and guarded the way to his pyramid.

### RAMESSES THE GREAT

In the 13th century B.C., Ramesses II reigned over Egypt for 67 years. He built more monuments and set up more statues than any other pharaoh. Among his buildings are the mortuary complex on the West Bank at Thebes, today called the Ramesseum, from which this statue comes. The king wears a royal headcloth called the “nemes”, above which is a crown of cobras.



Ceremonial beard



### TUTANKHAMUN

This ruler came to the throne at only nine years old. He was obviously guided by his high officials, but seems to have been determined to bring back the old gods who had been banished by Akhenaten (see left). This famous golden mask comes from his tomb (p. 23).



Jar of sacred liquid

### TUTHMOSIS IV

This king was famous because he freed the great sphinx at Giza from the desert sand that had blown around it. He is portrayed on his knees holding two jars of sacred liquid. He is protected by the cobra goddess Wadjet on his forehead. Only kings and queens were entitled to wear cobra goddesses, who it was thought would deal out instant death by spitting flames at any enemies.



Cobra goddess

Head cloth

# The royal court



**ROYAL HEAD**  
This portrait in glass was probably used as an inlay in a piece of palace furniture or as a decoration around a window.



Lion's-paw legs

AT GREAT STATE OCCASIONS like royal jubilee celebrations or the giving of gifts to favoured courtiers, the king and court gathered together, and top officials, diplomats, and high priests would attend. Some of these courtiers were relatives of the king, some won high office through their ability as scribes. When people approached the king, they often kissed the ground beneath his feet. We know this because one courtier boasted that the pharaoh insisted that he kiss the royal leg and not the ground. Sometimes the pharaoh simply wanted to relax at court.

King Sneferu was all set to watch 20 beautiful women of his harem row on the royal lake. It went well until one girl dropped her hair clasp in the lake, began to sulk, and stopped rowing; she refused even the king's request to carry on. The court magician had to part the waters and get the clasp from the bottom.

**ROYAL THRONE**  
Queen Hetepheres was the mother of King Khufu (p. 20). Her original burial place was robbed but some of her splendid furniture was reburied near her son's pyramid. The court throne was made of wood overlaid with gold leaf. Insects ate the wood away but archaeologists were able to reconstruct the furniture.



**FISHES**  
Children sometimes wore fish-shaped amulets in their hair, possibly to guard against accidents in the Nile.



**OYSTER-SHELL PENDANT**  
The earliest jewellery in Egypt was often made of shells. Later jewellers imitated these shapes in gold. This one is carved with the name of King Senwosret.



**AMULET CASE**  
Protective spells (written on papyrus) or amulets could be put in a container like this and hung from a necklace.

**CEREMONIAL THROWSTICK**  
Courtiers used wooden throwsticks to catch birds. This one, made of brittle faience (p. 47), would have no practical use - it was intended to be carried during ceremonies. It bears the name of Akhenaten, the pharaoh who lived in the 14th century B.C.



**ROYAL VASES**  
The pharaohs used the best quality utensils and cosmetic containers, which were buried in their tombs for use in the next world. These two smoothly carved mottled stone vases have lids of gold adorned with imitation twine, also in gold. They were made for King Khasekhemwy.

Eye of Horus (p. 24), meant to indicate the object's good condition

Name of King Akhenaten



**SIGN OF LIFE**  
Only kings, queens, and gods were allowed to carry this symbol. Called the ankh, it is the Egyptian sign of life and indicates that the king or god holding it has the power to give life or take it away from lesser mortals. This faience ankh is decorated with a dog-headed sceptre symbolizing power.

God of "millions of years" holding branches in his hands

Dog-headed sceptre

Pillar of the god Osiris

**PHARAOH**  
This gold figurine shows the royal studded crown, which could be worn at court or when the king was riding in his chariot, and the crook and flail, which represent kingship as does the cobra goddess curled up on the king's forehead.



**LOTUS TILE**  
This tile comes from a section of inlay on a wall, floor, or piece of furniture in King Akhenaten's capital. Surviving fragments like this give us an idea of the splendours of the royal courts.



Lotus design

Bouquet

**NOBLEWOMAN**  
Wives of great officials held high status at court. They could form themselves into a sort of "guild" under the protection of the goddess Hathor. This court lady wears a very heavy wig adorned with a circlet of flowers; she also holds a floral bouquet. Her pleated dress is bordered with fringes.

Finely pleated dress





This scarab was placed over the heart of a king to help him through the scrutiny of his past life that happened in the underworld

## Preparing for the tomb

THE EGYPTIANS dreaded the thought that one day their world might cease to exist. With their belief in the power of magic, they developed a funerary cult which, in their eyes, ensured their survival for ever. This involved preserving the body of the deceased. The embalmers took the body to the Beautiful House, where they worked. They made a cut in the left side of the body with a flint knife and removed the liver

and lungs. These were dried out and stored in special vessels called "canopic jars". The brain was also removed, but the heart was left in the body, so that it could be weighed in the afterlife (p. 19). Then the body was covered with crystals of a substance called natron, which stopped it rotting, packed with dry material like leaves or sawdust, and wrapped in linen bandages.

Instrument for touching the mouth



WAX PLATE

Plates like this were used to cover cuts made in the flesh of the corpse. The protective eye of Horus (p. 24), symbolized the soundness of the body on which it was placed.

### UTENSILS FOR "OPENING THE MOUTH"

One of the most important of all funerary rites, this ceremony restored a dead person's living faculties, allowing the mummy to eat, drink, and move around. Egyptians hated to die abroad because they knew that their corpse would not receive this rite and their afterlife would be in jeopardy. This model kit contains some of the instruments for the "Opening the mouth" ceremony. There are vases for the sacred liquids, cups for pouring libations, and a forked instrument for touching the mouth of the mummy.



### OPENING THE MOUTH

A priest wearing the mask of Anubis holds the coffin upright. Behind the grieving wife and daughter, priests scatter purified water and touch the mouth of the mummy case with the ritual instruments. The eldest son burns incense and a spell is recited.



ANUBIS

The god Anubis was supposed to be responsible for the ritual of embalming. His titles included "He who is in the place of embalming". Here he is putting the final touches to a mummified corpse.




### CANOPIC JARS

Any part of your body could be used in a spell against you, so the inner organs removed during mummification were protected by special containers called canopic jars. Dried out and wrapped up in linen, the intestines, stomach, liver, and lungs were each placed in a separate jar.

### WHAT'S INSIDE?

An X-ray of a mummy reveals the stuffing that replaced some of its organs.



### MUMMY LABELS

Small wooden dockets attached to mummies identified the body and gave protection. On one of these Anubis is shown. He is black because this is the colour of life in ancient Egypt, being the colour of the fertile Nile mud, but it is also the colour of mummified bodies.



### NATRON

A compound of sodium carbonate and sodium bicarbonate, natron was used to dry out the corpse. The crystals were packed around the body and within 40 days it would be dried out and no further decay would take place. It would then be ready for wrapping linen bandages.

Ancient linen wrapping



WITHIN THE WRAPPINGS  
Unwrapping a mummy shows how the natron stops the process of decay. The body is perfectly preserved - right down to the fingernails and toenails.





# Everlasting bodies

THE FINAL STAGE in the embalming process was to put the body into its coffin. For a rich person, this could be an elaborate container made up of several different, richly decorated layers. The body would then be well preserved and, as far as the Egyptians were concerned, would last for ever. The reason they did this was that they thought that after a person's physical death a number of elements lived on. The most important was a person's "Ka", which they thought of as the body's double and which could bring the corpse back to life. Another spirit that survived was a person's "Ba", which had the head of the deceased and the body of a hawk. They also thought that a person's shadow had an eternal existence as well as their name. The process of mummification was intended to make an everlasting body out of a corpse that was ready to decompose, and to provide the Ka with a home in the afterlife. The superbly preserved bodies that have been found in Egyptian tombs show how successful the embalmers were.

Hand and arm from Egyptian mummy, showing details of skin and nails

Idealized portrait of the deceased

Red straps usually indicate a member of the priesthood

**MUMMY CASE**  
 Wrapped in linen bandages, the body was free from decay and the family would not be able to see any mistakes the embalmers might have made - there are examples of a head that snapped off being fixed on to the neck with a stick, and a queen whose face was so well stuffed with pads of linen that it broke away from the rest of her head. The interior of the coffin could be richly decorated with gods of the underworld, while the outside could be ablaze with colourful hieroglyphs of spells destined to help the dead person in the the kingdom of Osiris.



Linen protects body

Spells written in hieroglyphs



**HORROR HERO**  
 The body of Ramesses III, who ruled over Egypt in the 12th century B.C., shows his eyes packed with linen and his arms still positioned as if holding the crook and flail sceptres (p. 13). Actor Boris Karloff had his mummy costume and features modelled on Ramesses III for his role in the film *The Mummy*.

**MUMMIFIED HEAD**  
 This is what you see if you peel back the linen layers covering a mummy. The technique of embalming used in ancient Egypt was remarkable but it did make the flesh look withered and discoloured. If they had known about deepfreeze they would have used that method to keep the features as lifelike as possible. The eyes were destroyed by the natron, so to avoid a sunken-eyed look, pads of linen were put in the eye sockets and the lids closed over these. The nose could also be damaged, as a result of pressure from the linen wrappings. The linen often stuck to the skin because of the oils and resins applied to the body.

Eyes stuffed with linen pads

Linen wrappings still sticking to skin

Damage to the nose perhaps caused by tight wrappings

Strong teeth with worn caps because of coarse Egyptian bread (p. 48)

# Journey to the afterlife

BELOW THE EARTH the ancient Egyptians imagined there existed an underworld which they called Duat. Some parts of it were full of perils like lakes of fire, poisonous snakes, and executioners. Spells were used to counteract these dangers. Many of them were written on coffins, together with a map of the underworld. These developed into ornate scrolls of papyrus which we call Books of the Dead, since many were discovered on or near mummies. The book was a passport through all the perils lurking in Duat. If you could recite the correct spells, you could pass through unharmed. The ultimate danger was to fail the test set for you in the Hall of the Two Truths, where your heart was weighed against your past deeds. The papyrus helped you as much as possible to pass the examination and reach a land that was just like Egypt itself.


Outspread arms show the god's power extended beyond its own body



**Hired Mourners**  
The more mourners at a funeral the higher the status of the deceased. As well as the family, women were hired to mourn at funerals. They would wave their arms, throw dust over their hair, and weep.

Ram-headed god statue covered in black resin

**RAM-HEADED GOD**  
Sometimes statues of underworld gods were taken into the tombs in the Valley of the Kings (p. 22). With their power to ward off evil, they were meant to protect the king as he travelled through the underworld. These gods had heads of creatures such as tortoises, hippos, or rams. They are quite different from other animal-headed deities (p. 24), who flourished above ground.



Dead man

Anubis, jackal-headed god of mummification

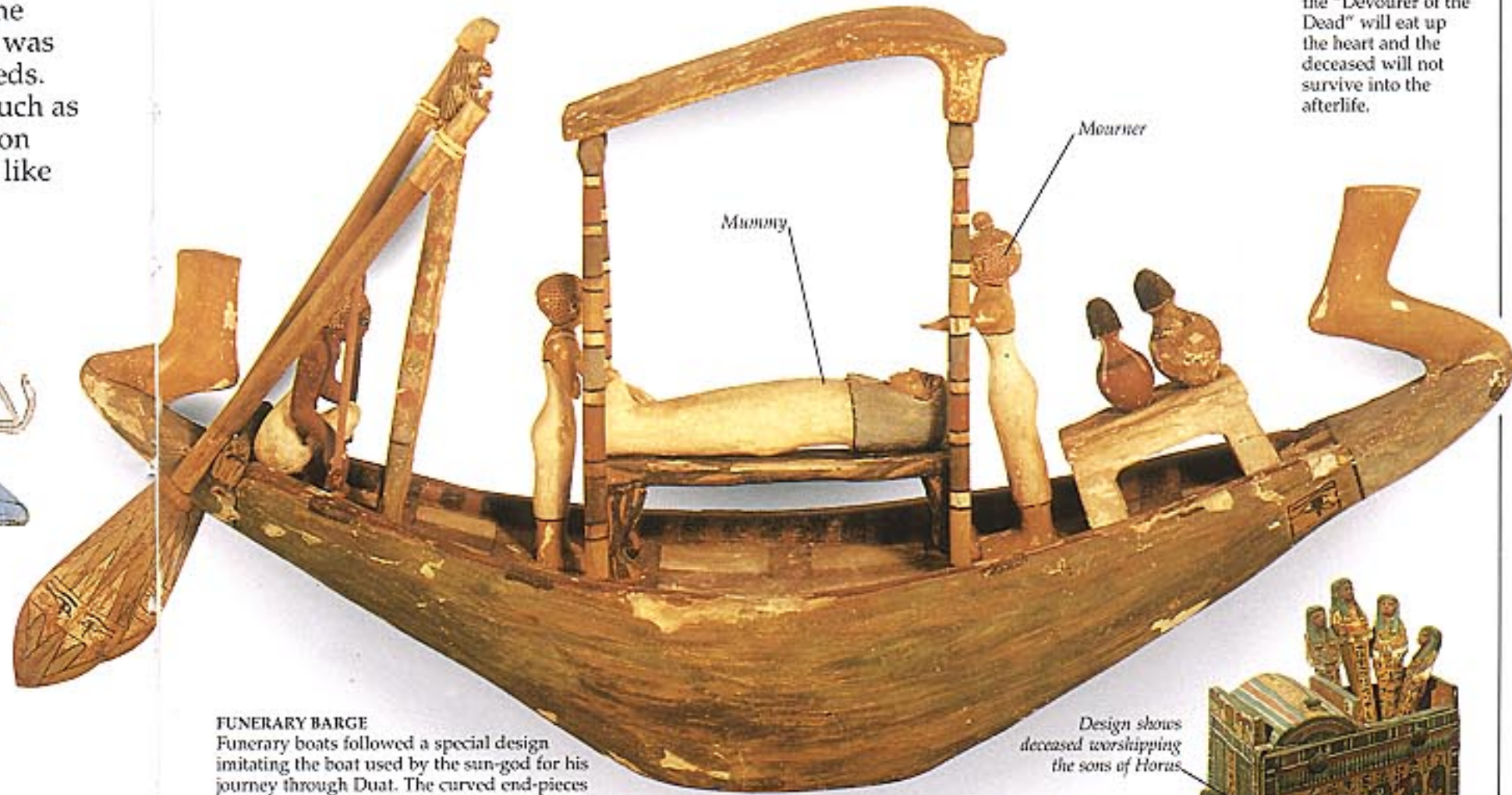
Devourer of the dead

Thoth, ibis-headed god of wisdom, with scribe's palette

Horus, falcon-headed sky god

Osiris, god of the underworld


**WEIGHING THE HEART**  
The heart of the dead man, bearing a record of all his past deeds, is placed on the scales. Forty-two assessor gods, one for each district of Egypt, some of whom are shown at the top of the papyrus, interrogate the dead man, accusing him of various crimes, which he denies. If he has told the truth, the ibis-headed god of wisdom, Thoth, writes that he is "true of voice" and can go through to the kingdom of Osiris, who is shown enthroned under the canopy. The awful punishment for the untruthful is shown next to the scales - the goddess called the "Devourer of the Dead" will eat up the heart and the deceased will not survive into the afterlife.



**FUNERARY BARGE**  
Funerary boats followed a special design imitating the boat used by the sun-god for his journey through Duat. The curved end-pieces recall boats made of bundles of papyrus stalks (p. 38). The mummified corpse travels under a canopy with two female mourners with shaven heads. These women are called the two kites and represent the goddesses Isis and Nephthys mourning for the murdered god Osiris. At the stern there are two large steering oars held by a seated sailor. The colour green on the side of the boat (the colour of crops before they ripen) symbolizes resurrection in the afterlife.

Design shows deceased worshipping the sons of Horus

**MODEL SERVANTS**  
In the afterlife it was possible that the god Osiris would require you to do manual work in the fields. If you were a scribe or a priestess you would not want to do jobs like this, so you would be buried with shabti figures. These were thought to leap to life at the command of Osiris and do the work required. Some people were buried with hundreds of shabtis. Even pharaohs played safe by having them in their tombs.



# The great pyramids

**T**HE FIRST PYRAMID was built as the burial place of King Djoser in c. 2630 B.C., by his gifted architect Imhotep (pp. 34–35). It rose in six stages and is called the Step Pyramid. It was supposed to represent a gigantic stairway for the king to climb to join the sun-god in the sky. Some later kings had step pyramids too, but in the reign of King Sneferu the true pyramid with sloping sides developed. The idea of this pyramid was to recreate the mound that had emerged out of the watery ground at the beginning of time, on which the sun-god stood and brought the other gods and goddesses into being. The largest pyramid of all is the Great Pyramid at Giza, built for King Khufu in c. 2528 B.C. The pyramids were intended to protect the bodies of the pharaohs buried deep inside them. Later pyramids contained inscriptions of spells to help the pharaoh in the afterlife. Doors of granite and false passages were constructed to deter robbers who came in pursuit of the rich offerings buried with the kings. But by c. 1000 B.C. all the pyramids had been robbed of their precious contents.



**CLIMBERS**  
Today there is a law in Egypt forbidding visitors from climbing the Great Pyramid. But in the 19th century many people felt the urge to climb the pyramid and admire the view below. It was not difficult to climb, but if you slipped it was almost impossible to regain your footing.

## GRAND GALLERY

This gallery, 47 m (154 ft) long and 8.5 m (28 ft) high, rises towards the burial chamber. It has a magnificent stone roof. After the burial, great blocks of granite were slid down the gallery to seal off the burial chamber. The pharaoh's sarcophagus could not have been pulled up the gallery into the burial chamber – it is wider than the gallery and must have been constructed when the pyramid was being built.

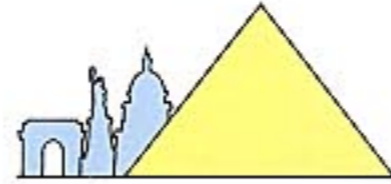
Small pyramids, the burial places of the three chief wives of Khufu

## THE GREAT PYRAMID

Built for King Khufu around 4,500 years ago, the Great Pyramid was one of the seven Wonders of the World. It contains over 2.3 million limestone blocks ranging from 2.5 to 15 tonnes in weight. The builders may have had levers to help get the stones into place, but had no pulleys or other machinery. The whole pyramid probably took about 20 years to build. There was a standing workforce of craftsmen and labourers, which was swelled every year for three months when the Nile flooded and the field workers were sent on national service to help on the construction work. The pyramids were just one part of the funerary complex devoted to the pharaoh's afterlife. There would also be a mortuary temple for cult offerings and a causeway leading to the valley temple – the place where the king's body was received after its last journey along the river Nile.

Mortuary temple, where offerings could be made

Causeway connecting pyramid to temple in Nile valley



**HOW HIGH**  
At 138 m (450 ft) the Great Pyramid was taller than the Arc de Triomphe (49.5 m / 162 ft), New York's Statue of Liberty (92 m / 301 ft) and St Paul's Cathedral, London (110 m / 360 ft).

Cap stones

Chambers to relieve weight from above

Local limestone core

King's chamber

Grand gallery

Abandoned burial chamber

Escape shaft

Granite seal

Entrance covered by casing

Original burial chamber


Desert bedrock

Pit for boat to carry king's body up the River Nile

**INSIDE THE PYRAMID**  
This model of the Great Pyramid has been cut away so that you can see the interior. It shows the original limestone casing, which was stripped away in the Middle Ages to embellish the city of Cairo. The lowest chamber, cut in the desert rock, may have been the burial chamber in the original plan, or it could be a deliberate ruse to throw tomb robbers off the scent. The central room may be another abandoned burial chamber. Above the room in which Khufu was finally buried are five cavities designed to spread the weight of the stones above.

Tura limestone casing

# The Valley of the Kings



**RAMESSES VI**  
This king, who lived around 1150 B.C., was buried in a granite coffin that weighed many tonnes. This is part of the lid.

THE PYRAMID AGE drew to a close in c. 2150 B.C. Nearly all the pharaohs from Tuthmosis I (1504 B.C.) to Ramesses XI (1070 B.C.) chose to be buried in tombs in the Valley of the Kings. Remote from the flood plain, the valley lay deep in the cliffs to the west of the Nile. There was a ridge in front of the entrance where guards were posted. Some of the tombs were placed high in the cliff side in an attempt to conceal their entrances from robbers; others had elaborate portals and were much more obvious. The usual pattern was for the tomb to have a deep corridor - known as the "Way of the Sun-God" - with a well or shaft near the inner end that was intended to catch rainwater and to deter tomb robbers. Beyond this was the "Hall of Gold", where the king would be buried. He would be surrounded by gilded furniture and jewellery, royal clothing, and regalia. The contents of the tomb of Tutankhamun were the only ones to escape the hands of the robbers before c. 1000 B.C.



**UNDERWORLD DEITY**  
This hippopotamus-headed god was found in the tomb of Tuthmosis III. It is covered in a black resin - black was the colour of life in ancient Egypt. It looks ferocious, but its anger is directed only at the king's enemies. It probably represented one of the guardians of the secret portals of the mansion of the god Osiris.

**SACRED SERPENT**  
The Valley was thought to be protected by a goddess, called Meretseger, who was portrayed as a cobra. The tomb workers thought she would blind or poison criminals or those who swore false oaths.



**VALLEY VIEW**  
This view of the Valley of the Kings by the 19th century artist David Roberts conveys something of the solitude of the place. Today it is much busier, with a modern road, coach park, and the stalls of souvenir sellers destroying the ancient atmosphere.



**ALL DRESSED UP**  
The delicate items discovered in Tutankhamun's tomb had to be carefully prepared for transport to Cairo Museum. Archaeologists Howard Carter and Lord Caernarvon are here wrapping up one of the guardian statues from the tomb.



**FOREMAN AND HIS SON**  
Foremen like Anherkhau, shown here with his son, were responsible for making sure that the metal tools were distributed to the workers. They also had to organize the "crew" in the tomb so that the stone cutters would be swiftly followed by the plasterers and painters, and the flow of work would be kept up. This picture of Anherkhau comes from his own colourfully painted tomb.



**UNKNOWN KING**  
This king's statue was found in the tomb of Tutankhamun, but no one knows why it was buried there. The monarch wears the Red Crown, showing authority over Lower Egypt. His crook stands for kingship, his flail for the fertility of the land.



**DEIR EL MEDINA**  
These stone foundations are all that is left of the village where the workers on the tombs lived. Founded in the 16th century B.C., it flourished for 500 years - as long as the kings continued to be buried in the valley. Usually about 60 families lived in these houses.



## Tutankhamun's tomb

The resting place of the young king Tutankhamun was the only tomb of a New Kingdom pharaoh to escape almost untouched by robbers. It was the last of the valley tombs to be discovered, being found by Howard Carter in 1922. Its contents included weapons, clothes, furniture, jewellery, musical instruments, and model boats, as well as the king's famous coffins and mask (p. 11). Many of these items were either made of solid gold or were richly decorated with gold leaf. The king was buried with his two still-born daughters and a treasured heirloom - a lock of hair of his grandmother Queen Tiye.

# Gods and goddesses

THE EGYPTIANS worshipped hundreds of different gods and goddesses, and sometimes it is difficult to work out who was who. Many of the gods are represented by animals. For example, a baboon might stand for Thoth, god of wisdom, at one temple, and a moon-god called Khonsu at another. Each of the 42 different administrative districts (or "nomes") had its own god, and there were many others besides. Overall the sun-god was the dominant deity in Egyptian religion, although he could take different forms. At dawn he would be Khepri, the scarab beetle rolling the sun disc above the eastern horizon. He could then become Re-Harakhty, the great hawk soaring in the sky. He was seen as responsible for all creation - people, animals, the fertility of the soil, and the king's journey through the underworld. As Amun-Re he was king of the gods and protector of the pharaoh when he went on military campaigns. The pharaoh Akhenaten saw the sun-god as a disc with rays ending in human hands holding the sign of life to the royal family. During his reign all other gods were banished, but his son Tutankhamun restored them once more (pp.10-11).



**THE GODS AND THEIR MAKERS**  
This detail from a 19th-century painting shows the artist's idea of a workshop in which Egyptian figures of the gods were made. The cat is modelling for an image of Bastet (opposite).



**AMULETS**  
The "wadjet" eye symbolizes both the vengeful eye of the sun-god and the eye of the god Horus, torn out by Seth in the struggle for the throne of Egypt, but magically restored. It was said to protect everything behind it. The scarab beetle symbolized the sun-god Khepri. The real insect pushes a ball of dung around, and the Egyptians imagined that the sun was propelled in a similar way. The sacred ibis represents Thoth, god of wisdom and healing.

**AMUN-RE** *right*  
Amun-Re became the principal god during the New Kingdom. He handed the scimitar of conquest to the great warrior pharaohs like Tuthmosis III. He has a mysterious nature, which even the other gods were unaware of - the word "Amun" means "hidden".

**THOTH** *below*  
The curved beak of the ibis was like the crescent moon, so the bird became the symbol of the moon god Thoth. He gave the Egyptians knowledge of writing, medicine, and mathematics, and was the patron of the scribes.

**ANUBIS**  
Jackals used to haunt cemeteries, so they were linked with funerals - the idea being that a jackal god would protect the domain of the dead. Anubis also supervised embalming (p. 14) and looked after the place where mummification was done.

**GODS OF PROSPERITY**  
These figures are tying together lotus and papyrus, the plants of Upper and Lower Egypt, around the hieroglyph meaning "unite". Often called the "Nile gods", these figures were symbols of the fertility that came from the river's annual flood.



**FACE TO FACE**  
The king of Egypt was the embodiment of the god Horus and was therefore thought to be divine himself. This relief shows Tuthmosis III before the god. The hawk-headed god was also a solar deity - the hawk high in the sky whose eyes were thought of as the sun and moon. The name Horus in Egyptian meant "He who is far above".

**BASTET**  
The cat goddess Bastet was the daughter of Re, the sun-god. She represented the power of the sun to ripen crops. Many bronze cat figures were dedicated in her now ruined temple in the northeast Delta.

**OSIRIS**  
Called "foremost of the westerners", the region where most of the cemeteries were situated, Osiris was god of the Underworld. His kingdom beyond the perilous regions below the earth was thought to look like Egypt.



*Crook and flail sceptres, showing that Osiris is king of the Underworld*

*Crown of reeds and ostrich feathers*

**KHNUM**  
The ram-headed god Khnum presided over the hazardous Nile cataracts. It was on his word that the god Hapy rose to cause the yearly flood of the river.

*Silver necklace with wadjet eye*

*Scarab*



Panel from the tomb of Hesi, the king's dentist in c. 2700 B.C.

# Magic and medicine

THE GODS OF THE TEMPLES played little part in the lives of ancient Egyptians, so people turned to magic to ease problems like the dangers of childbirth, infant mortality, and fevers. The Egyptians also had great medical skills. Physicians' papyrus manuals survive which describe how to treat ailments and reveal a detailed knowledge of anatomy. They wrote

about the importance of the heart and how it "speaks out" through the back of the head and hands - a reference to the pulse beat. There were remedies for eye disorders, tumours, and gynaecological complaints. The Egyptians believed that many diseases came from worm-like creatures invading the body. Physicians and magicians worked together, using both medicines and spells for problems like snake bites or scorpion stings. They also used magic to ward off possible injuries from crocodiles or the ghosts of the dead. Letters to the dead could be written on pottery bowls and put in tombs if a person felt that a dead relative's spirit was upset or likely to cause trouble. Dangers were also counteracted by amulets or magical charms.

## Powerful plants

Plants played an important part in both magic and medicine. Many were very valuable - juniper berries were thought to be important enough for them to be imported from Lebanon. Others, like garlic, were used for medicinal properties still valued in some parts of the world today, but were used in magic too.



Lotus blossom

**LOTUS**  
This flower was very important to the Egyptians - they decorated their temples and many of their belongings with images of the lotus.



**JUNIPER BERRIES**  
These were placed in the mummies of royalty, courtiers, or crocodiles, or left in baskets in tombs. Their juice was used in the purification rituals performed over the corpse.



**HENNA**  
Used to colour the hair and skin, henna was supposed to have the power to ward off danger.



**GARLIC**  
This plant was used in burials. It was also thought to repel snakes and expel tapeworms.



Knot amulet



Headrest amulet



Pillar amulet

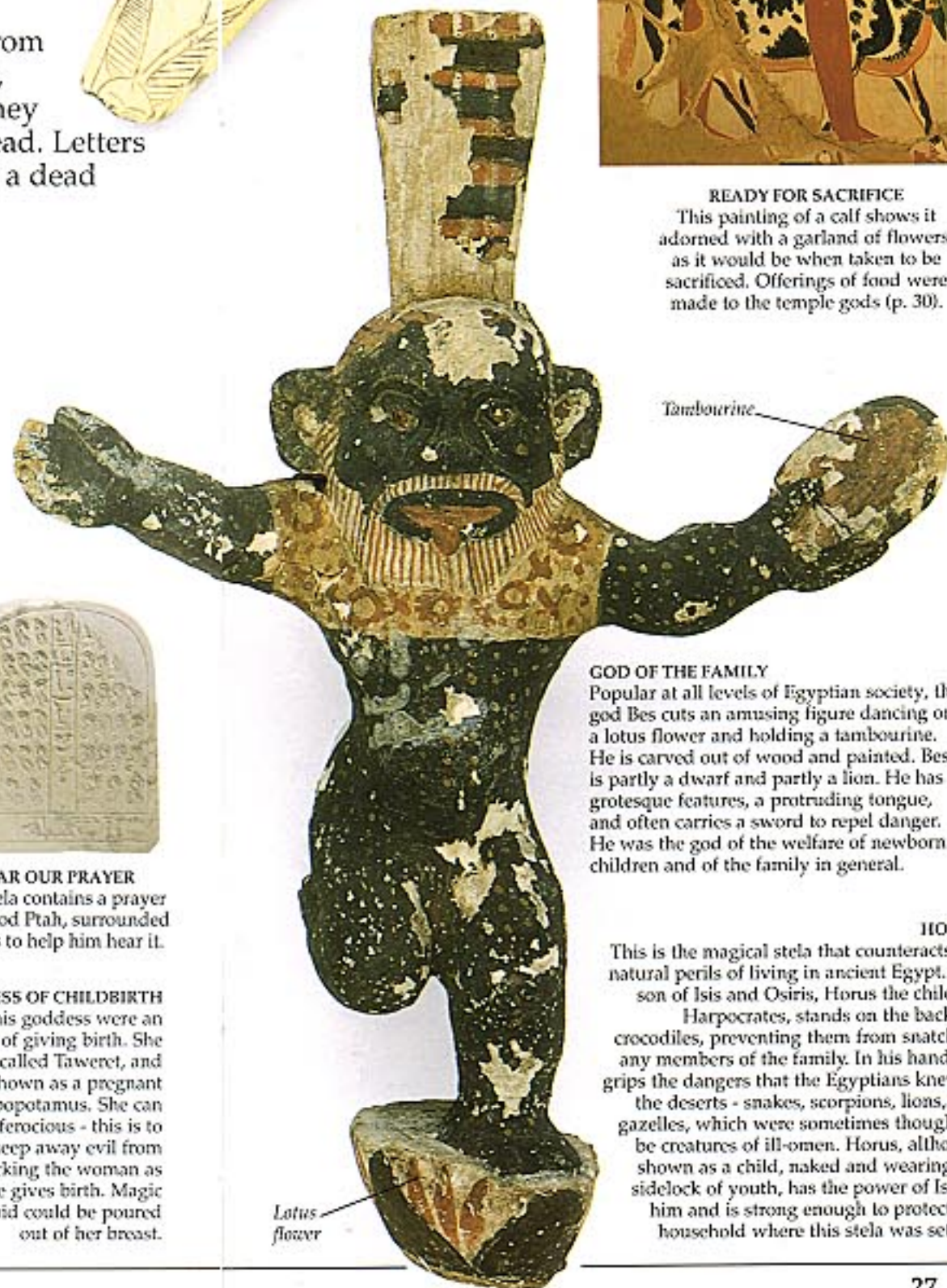
**AMULETS**  
Magical charms could be worn on necklaces and bracelets while a person was alive, and placed on the corpse in the mummy wrappings to give protection in the next life. They were supposed to ward off any injury and were sometimes accompanied by spells.



**GODDESS OF CHILDBIRTH**  
Prayers to this goddess were an essential part of giving birth. She was called Taweret, and is shown as a pregnant hippopotamus. She can look ferocious - this is to keep away evil from attacking the woman as she gives birth. Magic liquid could be poured out of her breast.



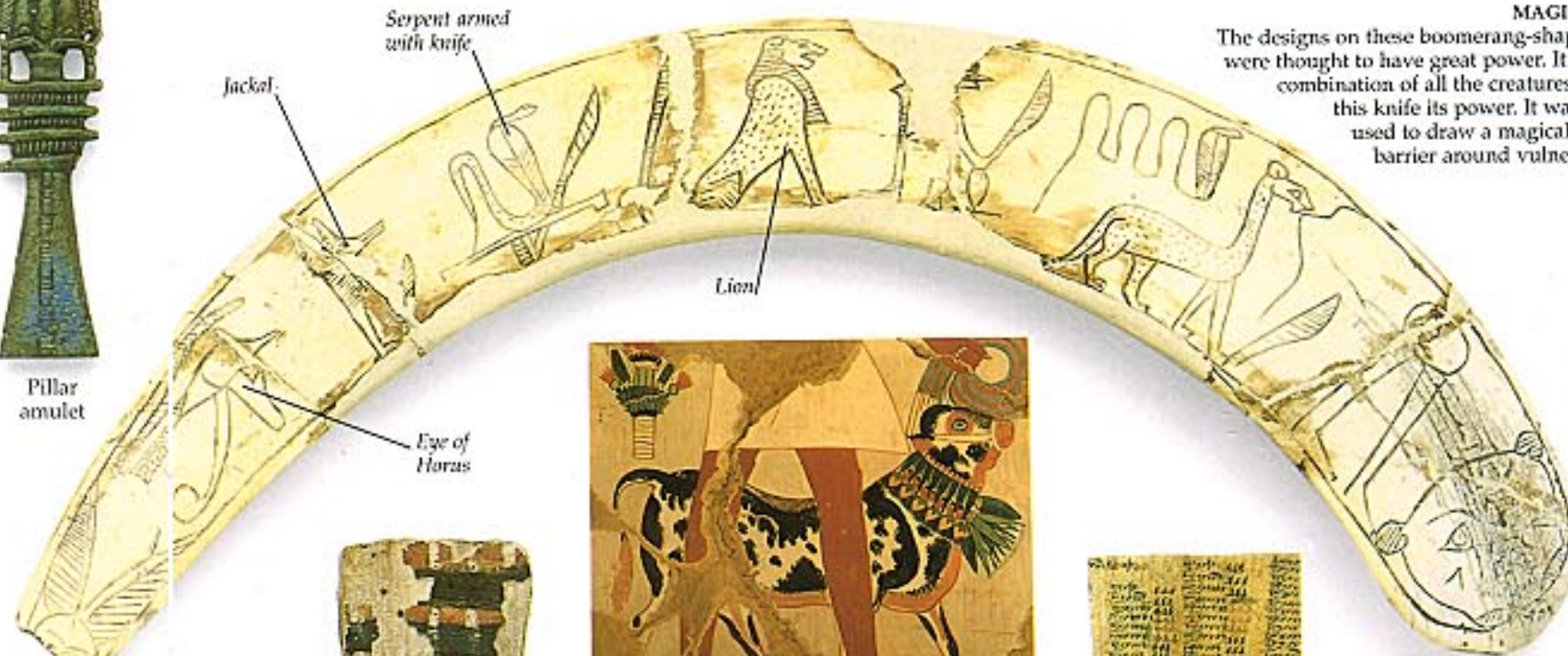
**HEAR OUR PRAYER**  
This stela contains a prayer to the god Ptah, surrounded by ears to help him hear it.



Tambourine

**GOD OF THE FAMILY**  
Popular at all levels of Egyptian society, the god Bes cuts an amusing figure dancing on a lotus flower and holding a tambourine. He is carved out of wood and painted. Bes is partly a dwarf and partly a lion. He has grotesque features, a protruding tongue, and often carries a sword to repel danger. He was the god of the welfare of newborn children and of the family in general.

**HORUS**  
This is the magical stela that counteracts the natural perils of living in ancient Egypt. The son of Isis and Osiris, Horus the child, or Harpocrates, stands on the backs of crocodiles, preventing them from snatching any members of the family. In his hands he grips the dangers that the Egyptians knew in the deserts - snakes, scorpions, lions, and gazelles, which were sometimes thought to be creatures of ill-omen. Horus, although shown as a child, naked and wearing the sidelock of youth, has the power of Isis in him and is strong enough to protect the household where this stela was set up.



Jackal

Serpent armed with knife

Lion

Eye of Horus



**READY FOR SACRIFICE**  
This painting of a calf shows it adorned with a garland of flowers, as it would be when taken to be sacrificed. Offerings of food were made to the temple gods (p. 30).



**CALENDAR**  
On this papyrus calendar, most of the days are written in black. The ones in red are unlucky days. The colour red reminded the Egyptians of the dry deserts and was often used to represent bad fortune.

**MAGICAL KNIFE**  
The designs on these boomerang-shaped objects were thought to have great power. It is the total combination of all the creatures that gives this knife its power. It was probably used to draw a magical protective barrier around vulnerable parts of a house.





**FEED THE BIRDS**  
Sacred to the god Thoth, ibises were revered in Egypt. This detail from a fanciful 19th century painting shows ibises being fed by a priestess.

## Priests and temples

**IN THEORY**, the pharaoh was supposed to carry out the duties of the high priest in every temple in Egypt, but his place was usually taken by the chief priest. In the great temples such as Karnak at Thebes, sacred to Amun-Re, King of the Gods, the chief priest had great power and controlled the vast wealth in the temple treasuries and the great lands of the temple estates. The office of chief priest could remain in the hands of one family for generations until the pharaoh broke their hold by making an appointment from outside. The priests had titles to indicate their power - they could be called "God's Servant", with the addition of "First", "Second", or "Third", to show their position. Priests at lower levels could be called "Pure Ones" or "God's Fathers" and would have the responsibility of serving on the temple rota system, maintaining the temple's property, and keeping administrative records.

Sidelock of hair

### KNEELING PRIEST

This type of priest was called a "Yun-mulef" priest, meaning "Pillar of his Mother". He symbolizes the divine child Horus (p. 27), wears a leopardskin, and has his hair in a sidelock to represent youth. He kneels at an offering table.

Offering table

Paw and tail of leopardskin



### FALSE DOOR

Couriers had tomb chapels with false doors, which stood for the idea of contact between the tomb and the place where offerings to the gods could be made. "Soul priests" would leave offerings of food and drink at these doors - on this door several bearers are shown bringing meat, poultry, and bread to the tomb.



### THE TEMPLE OF DENDERA

The goddess Hathor's temple as it survives today belongs to the time when Egypt was ruled by the Greeks and Romans (pp. 62-63) - in fact Queen Cleopatra is shown on its rear wall. The heads belong to the goddess Hathor.



### LAST OF THE TEMPLES

This detail of a painting by David Roberts, who travelled widely in Egypt in the 19th century, shows the temple of Isis on the island of Philae. This was the final Egyptian temple to fall to the Christians. The Roman emperor Justinian closed it in the 6th century A.D., and ordered it to be turned into a church.



### COLOSSAL CARVINGS

Near the second cataract of the Nile at Abu Simbel in Nubia, Ramesses II ordered two temples to be carved out of the sandstone cliffs. This one was carved for himself and three major Egyptian gods - Amun, Re-Harakhty, and Ptah. Huge statues of Ramesses flank the entrance.

## Obelisks

The Egyptians carved stone obelisks with the titles of their kings and dedications to the gods. The pointed tip of the obelisk represents the ground on which the sun-god stood to create the universe.



**GATEPOST?**  
This obelisk was one of two that stood at the entrance to the temple at Luxor. The other obelisk was given to the king of France and is now in the Place de la Concorde, Paris.



### THINKER

This priest seems to have a worried expression. In fact the lines on his forehead, bags under his eyes, and furrows around his mouth are meant to indicate a life of serious contemplation. He is bald because most priests had to remove their hair.

Winged sky goddess

Son of Horus who looked after mummified body of priestess

### GOLDEN COFFIN


This is the coffin of a priestess who served the god Amun and performed songs in his honour during temple rituals. She had three coffins, of which this one, of gilded wood, is the most impressive. Her face is portrayed as she would like to look for eternity.

# Sacred rituals

A SELECT FEW PRIESTS were involved in the ceremonies centred on the temple's sanctuary. Accompanied by burning incense and lamps, and scattering purified water from the temple's sacred lake, the High Priest approached the shrine, saying "I am a pure one". He would break the clay seal on the door of the shrine, and open it to reveal the gold statue of the god. This he would decorate before making an offering of food. The priests then left the sanctuary with someone sweeping the floor as they went out, so as not to leave behind any traces of their presence.



**PRIESTLY PROCESSION**  
This group of priests are shaven headed - priests removed their hair to ensure cleanliness. Their leader is carrying an incense burner and scattering sacred water.



**MAKING OFFERINGS**  
This bronze plaque shows a priest pouring sacred water over some offerings. Round loaves of bread and a vase of liquid are being offered to the god. At the front is a channel through which the holy water could drain away.

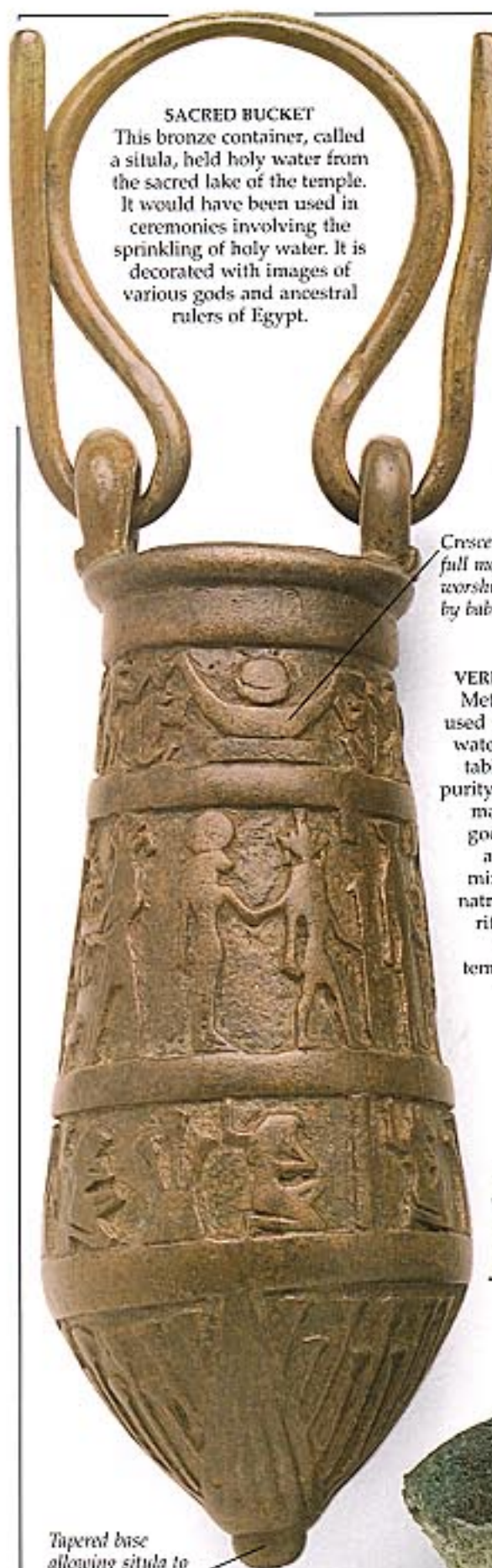


**STANDARD FINIAL**  
Priests carried standards in their processions through the temples. All that has survived of these are the emblems on top of the supporting poles. This one shows a bundle of papyrus plants and is topped by the falcon-god Horus, who is identified with the king of Egypt. Horus wears the combined crowns of Upper and Lower Egypt.



This is one of many temple paintings showing incense burners in use

**AIR FRESHENER**  
Incense burns with an aroma that rises with the smoke. It was used in temples to attract the attention of the god with a pleasant fragrance, and to purify the atmosphere in the temple. This bronze incense burner has the head of the hawk god at one end.



**SACRED BUCKET**  
This bronze container, called a situla, held holy water from the sacred lake of the temple. It would have been used in ceremonies involving the sprinkling of holy water. It is decorated with images of various gods and ancestral rulers of Egypt.

Crescent and full moons worshipped by baboons

**VERDIGRIS VASE**  
Metal vases were used to pour sacred water over offering tables, to show the purity of the offerings made to the god or goddess. They were also used to hold a mixture of water and natron (p. 15), used for ritual washing before and after eating at a temple festival or ritual.



**WORSHIPPER**  
This priestess, a woman called Deniu-en-Khons, is making offerings to the god Re-Harakhty. The falcon-headed god is carrying the ankh, the Egyptian sign of life, as well as the royal symbols of crook and flail.



Cup in which incense was burned



Container for pellets of incense



Head of Hathor

Khonsu

**CULT MIRROR**  
Objects normally used for beautification, such as mirrors and cosmetic palettes, were placed in the temples for the use of the god. This example has a design that is full of religious symbols. From its handle, a crescent rises toward a hawk, suggesting a moon god such as Khonsu. Heads of the goddess Hathor adorn the columns on the face of the mirror itself. The goddess Mut (wife of the king of the gods and mother of Khonsu) is the figure being presented with a mirror in the centre.


Ivory handle



# Scribes and scholars

SCRIBES WERE NEAR THE TOP of Egyptian society and capable scribes could do very well - one, Horemheb, even became king. The training was rigorous. From the age of nine you had to train for about five years. This was a problem because pupils could see children of their own age playing in the fields. Papyri have been discovered containing rebukes from senior to junior scribes about neglecting lessons; sometimes corporal punishment was recommended. One form of encouragement offered to pupils was a list of the defects of other professions - exaggerated, of course.

For example, jewellers and metalworkers were said to choke by the heat of their furnaces, weavers had to put up with cramped conditions. But the scribe could look forward to authority, freedom from taxes and national service during times of flood, and immortality through his writings.



**READY FOR WORK**  
This young scribe is shown sitting cross-legged with his papyrus scroll on his knees. Scribes are usually shown seated like this in Egyptian art.



Bushy top of plant

Stem used for writing material

**PAPYRUS**  
This triangular-stemmed reed about 4 m (13 ft) tall grew widely along the banks of the Nile, but vanished due to over-use for boats, baskets, sandals, rope, and writing material. Attempts are now being made to reintroduce it into Egypt.



**GOOSE CENSUS**

This scribe is counting geese on a nobleman's estate. He will enter the total on his scroll, for taxation records. His basket-work "briefcase" is in front of him, and his palettes and brushes are under his arm.



Outer rind peeled away

Inner pith cut into strips

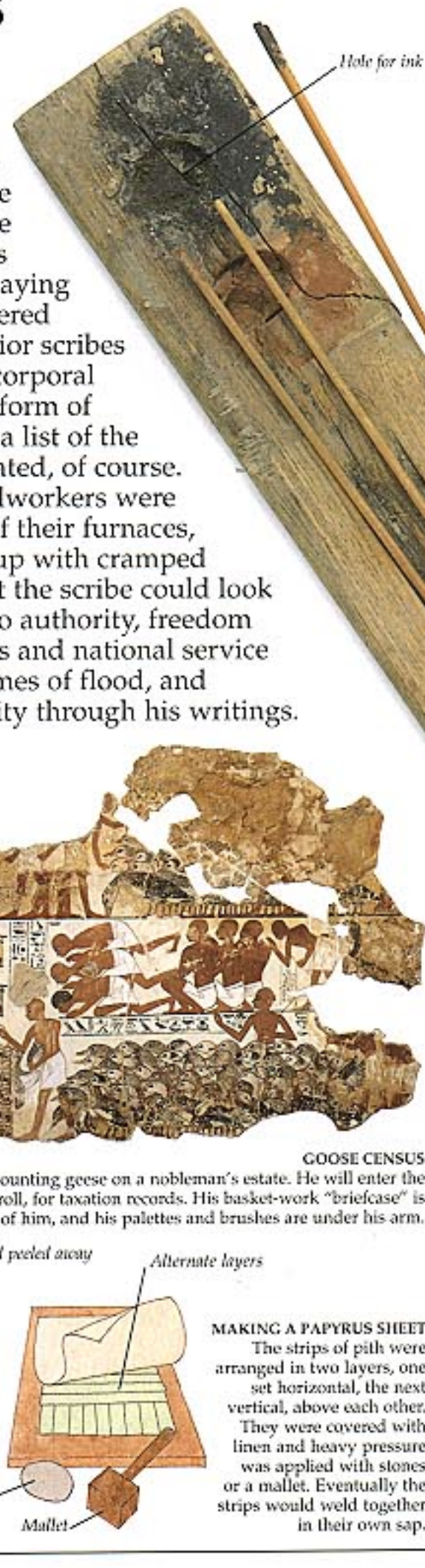
Alternate layers

Stone

Mallet

### MAKING A PAPYRUS SHEET

The strips of pith were arranged in two layers, one set horizontal, the next vertical, above each other. They were covered with linen and heavy pressure was applied with stones or a mallet. Eventually the strips would weld together in their own sap.



Hole for ink

Grinder for crushing pigments



### BASALT PALETTE

This palette is inscribed with a royal name, indicating that the scribe who used it was in the service of the palace. The pigments could be made from charcoal or soot to give black, or from red ochre, or blue or green minerals.



### WOODEN PALETTE

Most scribes had a wooden palette like this. It was portable, because the scribe might have to travel on business or to gather taxes.



### SCRIBES AND SUPERVISOR

Busy writing on their scrolls, these two scribes appear to be writing down the words of the standing overseer. Notice the "briefcase" and document container in front of them.

Name of Ramesses I



### SIGN FOR SCRIBE

This hieroglyphic sign shows a brush holder, a water pot for mixing pigments, and a palette, together making up the Egyptian word for a qualified scribe. The word was pronounced "sesh".

Reed brushes for precision writing

# Draughtsmen

Egyptian artists were professional scribes who specialized in draughtsmanship for royal or funerary monuments. From unfinished tombs like that of King Horemheb it is possible to see all the stages involved in painting. First junior draughtsmen drew the scenes in red ochre on the dry plaster. Next senior artists might make corrections in black outline. The painters would then fill in the outlines with colour, or sculptors would cut away the background plaster to form a relief for painting.



### SKETCHPAD

A red ochre grid allowed the artist to divide the human body into squares to give the right proportions in this practice drawing of King Tutmosis III.



### BRUSHES

The thick rope brush made of papyrus twine would have been used by painters covering large wall surfaces in tombs or temples. The other is also a painter's brush, perhaps used to paint thick hieroglyphs on huge statues.





LABEL

Scribes used tags like this to label their scrolls. This one tells us that its papyrus was written in the reign of Amenhotep III and told a story about a fig tree.

# Writing

SCRIBES HAD TO BE EXPERTS in writing hieroglyphs, an elaborate form of picture-writing with about 700 different signs. It was deliberately kept complicated so that not too many people could use it and the scribes kept their special position. Hieroglyphs were used on state monuments, temples, tombs, and religious papyri. They could be written from left to right, right to left, or top to bottom. For business contracts, letters, and stories, scribes used a different form of writing (script), called hieratic, which was a fast-written version of hieroglyphs, always running from right to left. Later on an even more rapid script evolved. Called demotic, it was often used for legal documents. Scribes living at the end of the Egyptian civilization also had to be able to write Greek, the language of their overlords.



TWO SCRIPTS

On papyrus, scribes usually used the fast form of writing called hieratic. On this example, hieroglyphs appear above the picture of a high priest making an offering to the god Osiris. To the left is the script in hieratic.

### ROYAL DOOR PLATE

The hieroglyphs on this metal plate read: "There shall always exist the Son of Re whom he loves, Amenhotep the god, ruler of Thebes".

King's name contained in oval border called a cartouche

### CYLINDER SEAL

Seals like this were an early way of proving ownership or authority. This one bears the name of King Meryre, and also the name of one of his officials who was obviously the owner of the seal. To the right is an impression showing the complete surface of the seal.



Cartouche bearing name of King Meryre

Name of Meryre's official



IMHOTEP

This talented scribe lived 4,500 years ago. He was High Priest of the sun-god as well as being the designer of the first pyramid, at Saqqara. After his death he became accredited with limitless wisdom and was eventually turned into a god. Here he is unrolling a papyrus scroll.



Top



Underside

SCARABS

The beetle, symbolizing the sun-god (p. 24), was often carved on the tops of stamp seals. The underside could include names, titles, or information that the owner could stamp on clay or papyrus. The large scarab tells us that Amenhotep III killed 102 lions during his reign.



Small scarab



JEAN-FRANÇOIS CHAMPOLLION

French archaeologist, Jean-François Champollion spent many years deciphering the symbols on a slab of basalt found at Rosetta in the western Delta. His work on the Rosetta stone, as it is now called, was an important breakthrough in the translation of ancient hieroglyphics.



### HIEROGLYPHS AND THEIR ORIGINS

Scribes chose pictures of their script from the world around them. The barn owl represented the consonant "m"; on the carving in the picture it forms part of the royal name "Amen em hat".



# The Rosetta Stone

When the last temple was closed in the 6th century A.D., the skill of reading hieroglyphs was lost until the discovery of this stone in 1799. On the stone are three scripts. The bottom section is in Greek, the centre in demotic, and the top is in hieroglyphs. The stone was first set up in a temple. It was an elaborate "thankyou" to the Greek ruler of Egypt Ptolemy V, who reigned in the 2nd century B.C., for benefits that he had given to the priests. The three scripts contained the same text, so allowing the hieroglyphs to be translated.



### DECIPHERING THE STONE

When it was known that the stone contained royal names such as Ptolemy, their equivalents in hieroglyphs could be found at the top of the stone. From this information, the hieroglyphs making other words were worked out and the text was gradually deciphered.

### NOTEBOOK

Some hieroglyphic signs needed a lot of practice from pupil scribes. Here a scribe has got carried away drawing the duckling hieroglyph, which was used in writing the word for "prime minister". The scribe has also practised drawing the head of a lion, which is used in one of the scenes in the Book of the Dead.



Soldiers carrying spears, shields, and battle axes

# Weapons of war

**SOLDIERS FIRST PLAYED** an important role in Egypt around 3000 B.C. Later on, the pharaohs undertook military campaigns abroad in Palestine, Syria, and Nubia. The Egyptian army was well organized. It had a hierarchy of officers, from the pharaoh himself down to officers in charge of groups of 50 soldiers, and army scribes who wrote dispatches and records of the campaigns. There were both infantry and chariot troops. Egyptian chariots, each manned by two soldiers and pulled by two horses, were made of wood. They acted as mobile firing platforms from which archers could attack the enemy. In peacetime, soldiers would take part in civil tasks such as digging irrigation canals or transporting stone from the desert for the king's tomb.

**KING AT WAR**  
This scene from the side of a box discovered in Tutankhamun's tomb shows the king attacking enemies from Nubia. He rides alone in a chariot drawn by two horses, followed by fanbearers. In real life he would have had a charioteer to drive for him. His foes are falling in disarray.



Tutankhamun wears a wrist protector



**FINGER GUARD**  
Archers would sometimes draw their bow strings into a triangular shape, pulling them back almost to their ears. This bone guard protected the archer's finger from pain caused by the taut animal gut of the string as he drew his bow.

**SMALL BUT DEADLY**  
The first arrowheads were made of flint or a hard wood like ebony. Later bronze was used. The horseshoe shapes were designed to wound, while the sharp triangular arrowheads were meant to kill the victim outright.



**ON THE MARCH**  
Protected by large shields made of wood rather than heavy armour, these infantry soldiers are armed with battle axes and spears.

**TRUSTY BLADES**  
With straighter handles than daggers, swords were influenced by a middle-eastern design. They had the advantage that they could be gripped tightly; they could also have a longer blade, attached with rivets.



Bronze heads

**ARROW**  
With its blunt tip and reed shaft, this may have been a hunter's weapon, although in its size it resembles a soldier's arrow.

**Dagger**  
**MEDALS**  
Gold flies were given to a soldier who had done well in combat, persistently "stinging" the enemy.

**DEADLY DAGGER**  
Traditional Egyptian daggers have fine tapered copper blades decorated with stripes. The wide top of the blade is rivetted to the handle. The pommel of ivory or bone on top of the handle fitted into the palm of the hand. Daggers could be carried openly in the belt of a kilt or in wooden sheaths overlaid with gold.



**WRIST PROTECTOR**  
An archer wore this guard on his left wrist to protect himself from the whip of the bowstring when firing an arrow. The tongue-shaped section reached towards the palm.



Short sword



Long sword



Ceremonial axe with openwork head

Battle axe

Silver-shafted axe

Silver nail

**ANCIENT AXES**  
The axe was used as a weapon all over the Middle East. The silver-handled axe has a long blade designed for a slicing movement. The openwork axe is ceremonial, but could also have made an effective weapon, like the plainer axe to the right.

# Sailing on the Nile

THE NILE was the main highway of Egypt. The earliest boats were made of papyrus but dockyards along the Nile were soon busy making boats out of timber. Our best evidence for the skill of the shipbuilders is a boat over 40 m (130 ft) long built for King Khufu around 4,500 years ago and discovered in a pit next to the Great Pyramid (pp. 20–21). It was a keel-less ceremonial barge with a cabin for the king and was probably intended for Khufu's journey with the sun-god in the afterlife. Temple reliefs show other large boats transporting huge columns and obelisks of granite from the quarries of Aswan to sites hundreds of miles away. From small cargo boats for carrying grain to state ships for kings and high officials we get a full picture of transport on the Nile. The Egyptians gave ships names like we do today. For example, one commander started off in a ship called "Northern" and got promoted to the ship "Rising in Memphis".



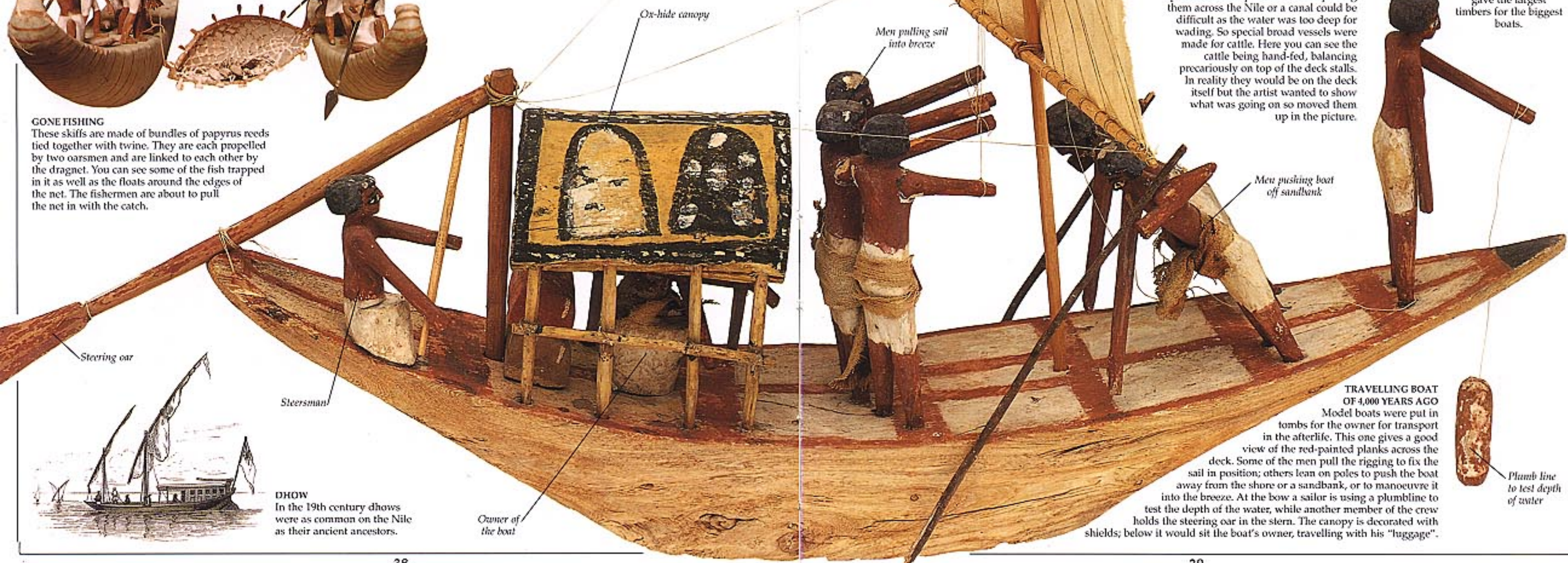
**THE RA EXPEDITION**  
The first Egyptian boats were made of papyrus stalks bunched together. If they got waterlogged they could easily be replaced using the plentiful reeds. Explorer Thor Heyerdahl sailed his papyrus boat "Ra" from Egypt to America. He did not prove that the Egyptians made this journey, but he showed that it was possible.



**GONE FISHING**  
These skiffs are made of bundles of papyrus reeds tied together with twine. They are each propelled by two oarsmen and are linked to each other by the dragnet. You can see some of the fish trapped in it as well as the floats around the edges of the net. The fishermen are about to pull the net in with the catch.



**DHOW**  
In the 19th century dhows were as common on the Nile as their ancient ancestors.



Square sail

Men pulling sail into breeze

Men pushing boat off sandbank

Plumb line to test depth of water



**WORK IN PROGRESS**

A small boat is propped up with logs while the shipwrights bend the planks that form the deck in a curve to match the hull. By twisting the ropes with sticks, the men gradually get the planks to curve. Other workers are hammering nails into holes and planing the support for the steering oar.



**ALL ABOARD**  
The real measure of wealth for an Egyptian landowner was the number of cattle he possessed. The cows were branded and protected from predators. Transporting them across the Nile or a canal could be difficult as the water was too deep for wading. So special broad vessels were made for cattle. Here you can see the cattle being hand-fed, balancing precariously on top of the deck stalls. In reality they would be on the deck itself but the artist wanted to show what was going on so moved them up in the picture.

**CEDAR OF LEBANON**  
On the hill slopes of Lebanon and Syria grew cedars and junipers, highly prized for building impressive ceremonial boats - King Sneferu sent 40 boats to Byblos to collect cedar wood. The height of a cedar tree could range from 20 to 33 m (60 to 100 ft) and the branches had a wide spread. Cedar gave the largest timbers for the biggest boats.

**TRAVELLING BOAT OF 4,000 YEARS AGO**

Model boats were put in tombs for the owner for transport in the afterlife. This one gives a good view of the red-painted planks across the deck. Some of the men pull the rigging to fix the sail in position; others lean on poles to push the boat away from the shore or a sandbank, or to manoeuvre it into the breeze. At the bow a sailor is using a plumb line to test the depth of the water, while another member of the crew holds the steering oar in the stern. The canopy is decorated with shields; below it would sit the boat's owner, travelling with his "huggage".



**BARTERING**

This was a common way of buying goods. You might exchange a pair of sandals for a fine walking stick or a linen garment for a large quantity of food. These men are carrying saleable items such as ducks and a jar of wine in a rope basket.

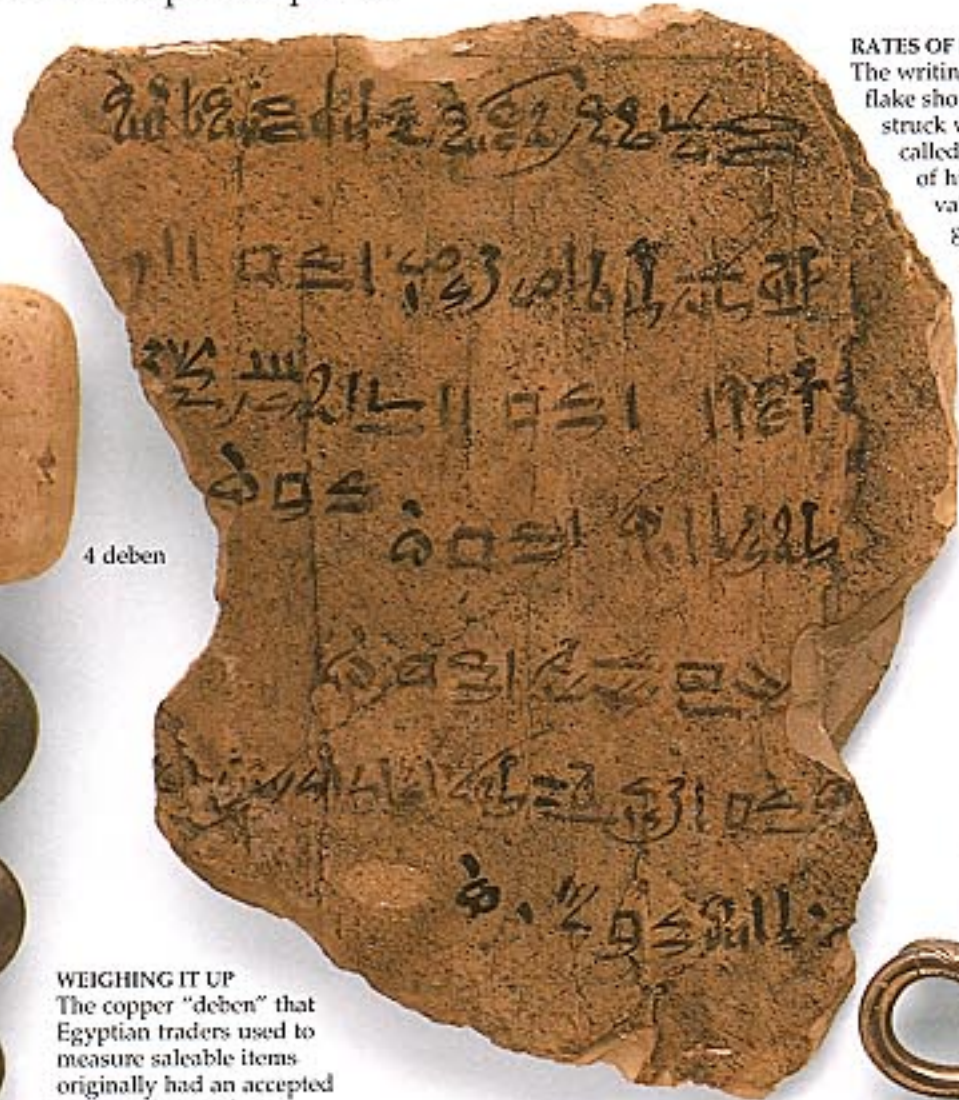
# Buying and selling

EGYPT WAS THE WEALTHIEST COUNTRY of the ancient world. Some of the gold from the mines of the eastern desert and Nubia was sent abroad in the form of gifts to foreign rulers like the king of Babylon. Princesses and manufactured goods were sent in exchange to the pharaoh. Although the pharaohs at times controlled long stretches of the Nile beyond the southern frontier at Aswan, the produce of deep equatorial Africa was obtained through trade with the princes of Nubia, the area south of the first cataract of the Nile. An important exchange post was at Kerma, near the third cataract of

the Nile. Egyptian merchants brought back a variety of goods like panther skins, greyhounds, giraffe tails for fly whisks, elephant tusks, and animals such as baboons and lions for the temples or palace.

**RATES OF EXCHANGE**

The writing on this limestone flake shows details of a deal struck when an Egyptian called Amenwau sold some of his possessions. The value of the goods is given in terms of their equivalent in a weight of copper called a "deben". A goat was valued at 1 deben, a bed was worth 2.5 deben.



4 deben



5 kite



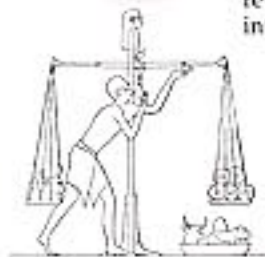
2 kite



1 kite

**WEIGHING IT UP**

The copper "deben" that Egyptian traders used to measure saleable items originally had an accepted weight of around 14 g. Later the deben was revalued at 91 g, divided into 10 "kite".



Large balance for weighing produce

**HOARD OF SILVER**

Buried in a pot at El-Amarna, these pieces of silver were part of a large hoard. Because the value of the metal was assessed by its weight, the different shapes of the pieces were unimportant. Records exist of gold and copper being weighed out and used as payments in a similar way.



Unloading pottery wine jars from a Nile boat belonging to a high official



**IVORY DISH**

Elephant tusks came to Egypt via the trade with Nubia and were carved into luxury items like this cosmetic spoon. If the supply of ivory from Nubia fell short, the teeth of hippos could be used instead. The design of this cosmetic spoon includes the head of Hathor, goddess of beauty and foreign countries.



Ivory fittings

Ebony handle

Hathor has the ears of the cow, her sacred animal

**CASSIA**

The dried bark of a type of laurel tree, cassia was brought from India. The Egyptians used it for perfume and incense.



## The land of Punt

The Egyptians thought of the land of Punt as a remote and exotic place. We do not know exactly where it was, but the most frequent route to it seems to have been along the coast of the Red Sea and then inland towards the river Atbara, a tributary of the Nile. In the 15th century B.C., Queen Hatshepsut sent five boats to Punt. Eventually the boats pulled in at a port on the coast of eastern Sudan. From here the queen's representatives were taken some way inland. Here they saw people who lived in houses on stilts to protect them from wild animals. Incense was the main cargo they brought back.



**FRANKINCENSE**  
In eastern Sudan, Ethiopia, Somalia, and Yemen grew trees that yielded this fragrant gum resin.

**GIFTS FROM SYRIA**

These Syrian princes are bringing tribute to the pharaoh. They offer gold vases decorated with lotus flowers, and perfume containers in gold, lapis lazuli, or ivory. One Syrian prince brings his daughter to be brought up at court.



**FLY WHISK**

Ebony, used in this fly whisk, was a highly valued import from central Africa. It was bought in shipments of logs from the Nubians. Courtiers used to carry fly whisks, and these became signs of their status.



Lapis lazuli bull set in gold



Unworked lapis lazuli

**LAPIS LAZULI**

Merchants from Afghanistan brought this valuable stone to trading centres like Byblos in Lebanon. The Egyptians prized this gem, and thought that the hair of the sun-god was made of lapis lazuli.



**THE INCENSE TRADE**

The myrrh and frankincense that the Egyptians carried back from Punt could have been brought from still further south. They took not only the gum resin but also whole trees to plant in front of Queen Hatshepsut's temple.



**KINGLY CARVING**  
This miniature carving of Tutankhamun lying on the bed of mummification shows the carver's skill and attention to detail. The king wears his royal headcloth, and beside him are the hawk god and a human-headed bird that represents his soul. This statue was dedicated to the king by his chief treasurer Maya.

# An Egyptian carpenter

MANY OF THE PRODUCTS and tools of the ancient Egyptian carpenter have survived, including a variety of objects made from the different timbers that grew in the Nile valley or delta. For roofing beams the carpenter could use either the date palm or the dom palm. Pegs and dowels for coffins or furniture could be made from acacia; walking sticks were cut from tamarisk trees. One of the best local woods was the sycamore fig, out of which coffins, tables, cosmetic chests, and statues were made. In the upper classes of Egyptian society there was a demand for imported timber. From the slopes of

Lebanon and Syria came cedar, cypress, and juniper. From Africa the dark wood ebony was highly prized for furniture, harps, gaming boards, and statues.

Because of the quality of their products carpenters were valued workers and often held well-paid posts on estates or in temples or the palace.



**FIGURINE**  
Much of the carpenter's talents were used in carving elaborate cosmetic containers for Egyptian noblewomen. This one is delicately carved in the shape of a Nubian servant girl.

**GOAT'S HEAD**  
Chairs, boxes, and chests were often decorated with animal features. A chair could have legs shaped like lion's paws; a throne could have arms surmounted by winged snakes or vultures. This small fragment has been exquisitely carved to show the horn, curly fleece, and beard of a goat. It probably came from the decoration of a chest.



**BORING JOB**  
To bore a hole in a plank of wood the carpenter used a drill consisting of a metal or flint point in a shaft of wood. He placed it over the spot in the plank where he wanted the hole and rotated the cutting point using a bow. Sometimes a workmate would hold a heavy pebble over the shaft of the drill to create more pressure.



Serrated metal blade



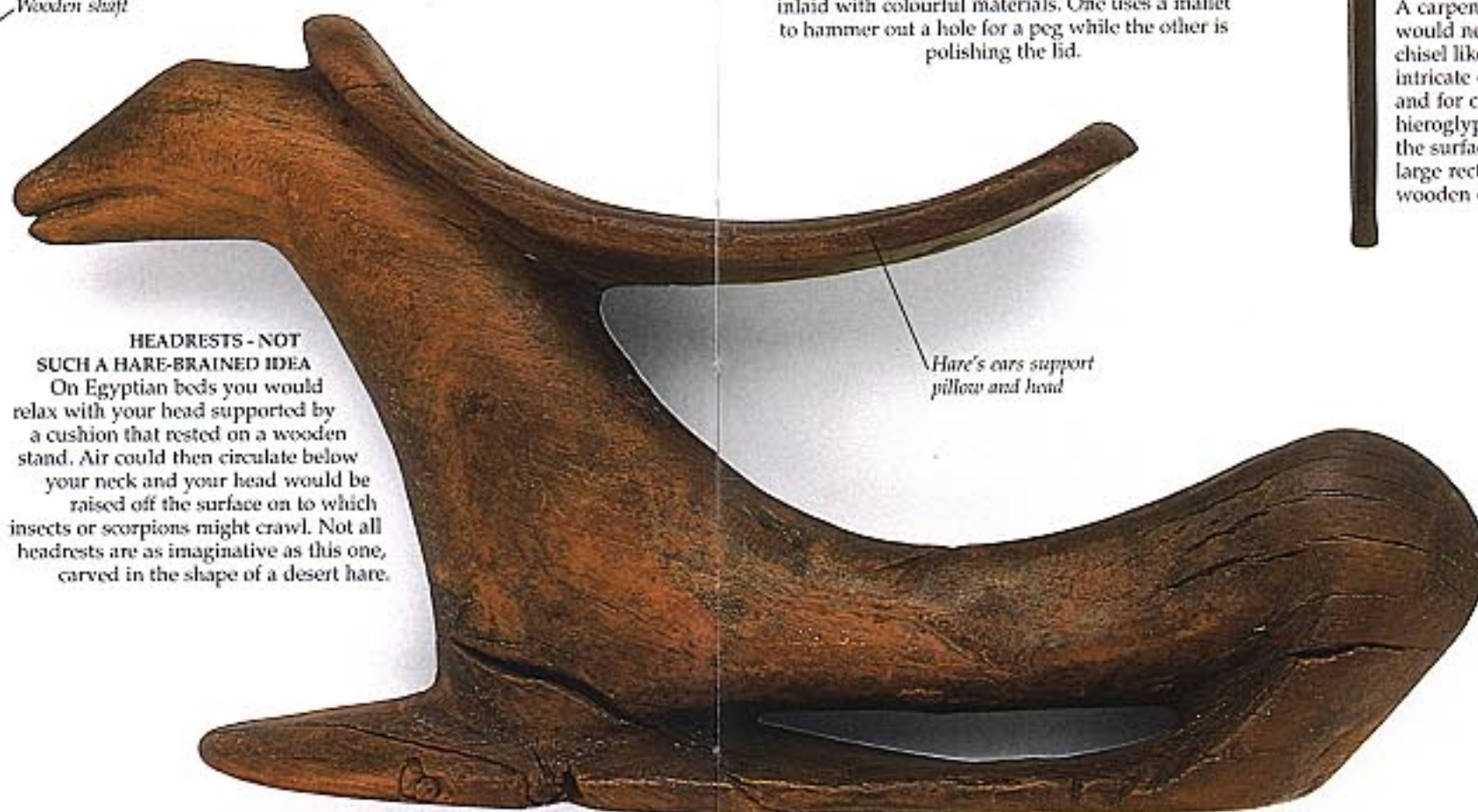
Metal blade bound with leather

Wooden shaft

**CHOPPER**  
The axe appears in the hieroglyph for the word for carpenter, "medjeh". Its main use was for cutting down trees and hacking the wood roughly into shape for items like boat planks or coffin panels.

**SAW**  
The carpenter held the wooden handle and pulled the saw through the timber - opposite to the action of a modern saw, which is pushed. Tomb scenes show a carpenter sawing a plank which he has lashed to a pole fixed in the ground.

**ADZE**  
This tool was used widely for planing surfaces to a smooth finish. Dockyard scenes show carpenters using adzes on boat hulls, while elsewhere they were used to carve large funerary chests.



**HEADRESTS - NOT SUCH A HARE-BRAINED IDEA**  
On Egyptian beds you would relax with your head supported by a cushion that rested on a wooden stand. Air could then circulate below your neck and your head would be raised off the surface on to which insects or scorpions might crawl. Not all headrests are as imaginative as this one, carved in the shape of a desert hare.

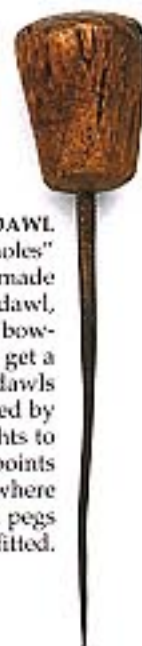
Hare's ears support pillow and head



**MEN AT WORK**  
These two carpenters are putting the finishing touches to a large wooden casket that has been inlaid with colourful materials. One uses a mallet to hammer out a hole for a peg while the other is polishing the lid.



**CHISEL**  
A carpenter would need a chisel like this for intricate carving and for cutting hieroglyphs into the surfaces of large rectangular wooden coffins.



**BRADAWL**  
"Starter holes" could be made with a bradawl, so that the bow-drill could get a grip. Bradawls were also used by shipwrights to mark the points on planks where wooden pegs were to be fitted.



**SMOOTHING STONE**  
The rough surfaces left after carving could be smoothed down using a pebble. The highly polished finish of furniture was often achieved in this way.



Metal drill bit



**DRILL**  
Carpenters often used a bow drill to make holes for pegs to join pieces of timber together. The wooden shaft of this bow-drill is well worn - it was obviously much used by its original owner.

# Hunting, fishing, and fowling

AT THE TIME of the pharaohs farming produced an abundance of food, so hunting was mainly a recreation for kings and courtiers. In the Egyptian deserts they would be able to hunt wild bulls, gazelles, oryx, antelopes, and lions. King Amenhotep III was proud of killing over 100 fierce lions in ten years; he also killed over 90 wild bulls on one hunting expedition. Often there was no danger to the monarch at all if he went hunting - the bulls would be herded into an enclosure in the marshes and picked off one by one by the pharaoh in his chariot. To begin with, the courtiers hunted on foot, their followers fencing off areas to hem the animals in; later they too used chariots. As well as animals, the river was plentiful in fish, which could be caught with hooks or nets. The papyrus thickets also offered a variety of birds and geese. Here the technique was to hurl a throwstick as the wildfowl flew up from the thickets.



**FAMILY OUTING**  
This nobleman is hunting birds in the papyrus marshes. He is using a snake-shaped throwstick, and the three herons he holds disguise his approach. He has brought his cat, which has caught three birds. With him are his daughter, sitting in the boat, and his elegant wife - who is hardly dressed for the hunt!

**ARROWS**  
Bows and arrows figure in some of the earliest monuments from ancient Egypt. Made of reeds, the arrows were tipped with ivory, bone, flint, obsidian, or metal.

Flat tips to weaken animal by piercing hide

Sharp tip to kill outright

Cleft end for bow string

**THROWSTICK**  
Shaped like boomerangs and made of wood, throwsticks were hurled at wildfowl in the hope of breaking the birds' necks or wings, or at least stunning them.

**HUNTING THE HIPPO**  
This animal could cause havoc among reed boats on the Nile and to crops on land. So teams of men in papyrus boats would hunt the hippo, gradually weakening it by repeated spearing until it collapsed. They also used lassoes to hamper the creature's movements.



**SPOILS OF THE DESERT**  
Desert hares are often shown in Egyptian hunting scenes. Sometimes a hare pierced with an arrow will still be trying to scramble to safety. Antelopes and gazelles were also found in the desert, and ostrich eggs were a desert delicacy.

**HOOKS**  
Copper or bronze hooks were used for fishing by line. Once the fish were hooked out of the water they were gutted and dried in the sun.



**WEIGHING THEM DOWN**  
Like fishermen today, the Egyptians used lead weights to keep their fishing nets under the water.



**FISHING NET**  
This net was used by an Egyptian fisherman about 3,000 years ago. Nets like this made from reed and papyrus twine were made for trapping both birds and fish. They were kept in position by reed-floats and hauled in by the fisherman.

Courtiers used this type of harpoon to test their skill

Prong to attach rope

**HARPOONS**  
Attached to reed or wooden shafts, metal harpoons were used to catch large game and fish. Symbolically a harpoon was held by kings in the ritual of spearing the hippopotamus of the god Seth. In reality one harpoon would not kill such a large creature and a series of harpoons would be required.




# The Egyptians at home

HOUSES IN ANCIENT EGYPT were built from bricks made from the Nile mud. The mud was collected in leather buckets and taken to the building site. Here workers would add straw and pebbles to the mud to strengthen it and pour the mixture into wooden frames to make bricks. They would leave these out in the sun to dry. When a house was built, its walls would be covered with plaster, and the inside was often painted - either with patterns or scenes from nature. Inside, the houses were cool, as the small windows let in only a little light. Wealthy families had large houses. Beyond the hall would be bedrooms and private apartments, and stairs to the roof. The kitchen was some distance from the living rooms, to keep smells away. The Egyptians held parties in their homes, which the children enjoyed as much as their parents.



**AROUND THE POOL**  
A pool was often the central feature of a wealthy family's garden. It would be stocked with lotuses and fish, and the water would be renewed regularly to keep it fresh. Poolside borders would be planted with shrubs and trees such as sycamore figs, date palms, and acacia trees.

**HOME COMFORTS**  
This is a typical home belonging to a successful official, the royal scribe Nakht. Made of mud bricks, the walls were coated with limestone plaster. Grille windows high on the walls let in only a little sunlight and dust, while vents trap the cool north wind. In front would be a garden with a pool and trees, in which Nakht and his wife could relax.



**SOUL HOUSE**  
This model shows the house of a poorer family. The model would have been placed in the tomb of the owner, for use in the next life, so it is known as a "soul house". The entrance is through a low arched doorway. A window lets in a little light, and a stairway leads to the roof, where a vent could catch the cool north breeze that the Egyptians loved so much. Food is stored around the walled north courtyard of the house.



This side view shows the graceful carved profiles of some typical Egyptian chairs




**WINE JAR**  
This container for wine is made of faience. Manufactured in c. 1000 B.C., it is decorated with diamond and leaf patterns. Vessels like this were often used in wealthy Egyptian homes.




**DRINKING CUP**  
Water, wine, or beer could have been drunk from this beautiful faience cup decorated with a lotus-flower pattern. Its broad foot meant that the drinker could easily stand the cup on a convenient table or mat.



**BIRD IN HAND**  
Carved over 5,000 years ago, this vase is a container for oil or other liquids. The contents could be poured in and out through the hole above the wings. It is made of a mottled stone called breccia.



**FRUIT BASKET**  
Baskets were easy to make from either palm leaves or strips of papyrus. Some were patterned, either with abstract designs or pictures of people. They were often used as household containers - this one holds two date palm fruit.



**FANNING THE FIRE**  
This household servant is squatting near some charcoal, which he is fanning to make a fire. As well as heat for cooking, the fire provided a focal point for servants to gather around and talk.



# Food and drink

THE FERTILE MUD deposited by the annual Nile flood allowed farmers to grow barley and emmer wheat, the mainstay of the Egyptian diet. Stored in granaries, these crops were turned into bread or beer. The flood plain also lent itself to the cultivation of vegetables such as onions, garlic, leeks, beans, lentils, and lettuce. There were also gourds, dates and figs, cucumbers and melons, but no citrus fruits. Egyptian bakers made cakes of many shapes and sizes, sweetened by dates or by honey gathered from conical pottery beehives. Grapes grown in the Nile delta or oases of the western desert were plucked for wine-making or drying into raisins. The less well-off people would have less meat and poultry, and more fish. The spread at banquets was extremely varied - from ducks, geese, and oxen to oryx and gazelle. There were also pigs, sheep, and goats, which could be boiled or roasted.



**BUTCHERS AT WORK**  
An ox was slaughtered by tying three of its feet together, pushing it on its side, and cutting its throat. The free leg was cut, and sometimes given as a religious offering.



**BREAD**  
More than 3,000 years old, this bread was baked from barley dough. Its texture is tough; flour often contained grit that got in during grinding. Studies of mummies have shown how coarse bread made Egyptians' teeth wear away.



A Syrian soldier serving the pharaoh Akhenaten is sitting drinking beer through a syphon



**STRAINER**  
This wooden syphon with its perforated mouth-piece was used for making beer more palatable. Made from mashed loaves of barley-bread, Egyptian beer was very thick and needed to be strained either through a basket or with a syphon.

Perforations for straining




**IN THE VINEYARD**  
Two men pluck bunches of grapes from the vines. This job was often given to foreign settlers or prisoners from the Middle East or Nubia. The grapes would then be taken to be crushed by treading.



**GRAPES**  
The Egyptians grew most of their grapes in the north, just as they do today. Both red and green grapes provided the fermented juice for wine. They also imported wine from Syria and Greece.



**BABOON WHO DOES NOT GIVE A FIG!**  
The fruit of the sycamore fig was held in high esteem in ancient Egypt. The modern examples are easily identifiable as the same as those on this sketch. Baboons loved figs and are often shown helping themselves from bowls or straight from the trees.



Modern fig



**EGYPTIAN BANQUET**  
Scribes and nobles were able to enjoy a wide variety of meat, poultry, and fruit. This rich and colourful display of food and drink is from a party scene at a Theban banquet. Wine jars are fixed with their pointed bases in racks and garlanded with leaves. The courses included cakes, baskets of figs and bunches of grapes, the head of a calf, the heart and foreleg of an ox, a plucked goose, and a twist of onions.



**POMEGRANATES**  
The pomegranate was introduced to Egypt from the Middle East and its fruit were soon popular. This dish contains pomegranates that were originally part of a tomb offering. The shape of the fruit was used as a model for jewellery and drinking cups. The skin may have been used to produce a yellowish dye.




Ancient fruit



**PALM-TREE FRUIT**  
These dom-palm fruit come from a 3,000-year-old tomb offering. The fruit have a gingery taste. The outer case of the nut is so tough it could be used as the top end of a drill.

Large pomegranate produced by modern agriculture



**DELICIOUS DATES**  
Dates were eaten fresh at harvest time in August or could be dried or conserved in a sweet mash. A date wine was made and the sap could also be made into wine.

# Song and dance

THE EGYPTIANS ENJOYED LIFE to the full. Party scenes on tomb walls, songs on papyri, and musical instruments show us how much music and revelry meant to them. They had great public festivals, at which thousands of people were entertained with singing and music from flutes, harps, and castanets, and much wine was drunk. Music was also performed on more everyday occasions. Vintagers pressed grapes for wine while men clapped rhythm sticks together; farmworkers sang to their oxen as they threshed the corn with their hooves; a princess would play the harp while her husband relaxed on a divan; dancers would turn somersaults alongside processions. We do not know exactly what Egyptian music sounded like, but a small orchestra at a banquet could have string, wind, and percussions sections, and the music probably had a strong beat.



Twine holds discs together

**CRASH!**  
Bronze cymbals could emphasize the rhythm of a piece of music in a series of sharp metallic clashes. Combined with drums and tambourines the cymbals gave music a rousing quality.



Priestess carrying a sistrum



Discs rattled when shaken

Head of Hathor

**SACRED RATTLE**  
The sistrum was carried by noblewomen and priestesses at ceremonies. They used it together with a sacred necklace known as a "menat". It was linked with the cult of the goddess Hathor, who stood for joy and fondness for music and dance.


**BONE CLAPPERS**  
These clappers were probably joined by papyrus twine. They could then be held in one hand and played in the same way that a modern Spanish dancer would use castanets.



Double crown of Upper and Lower Egypt

Dancing girls shake their bodies to the rhythm of the music

**SONG AND DANCE**  
This section from a tomb painting shows a group of dancers and an orchestra of women playing a song in praise of nature. The frontal view shown in this picture is very unusual in Egyptian art.



Head of king wearing striped headcloth

Wooden body

Lotus-blossom design

**FIVE-STRINGED HARP**  
Harps varied greatly in size - some were as tall as the player. The number of strings also varied, from four to over twenty. The king's head may indicate that the harp belonged to a court musician.

Animal gut strings

Wadjet eye tattoo

**PLAYING THE HARP**  
This wooden model represents a girl playing a harp which she holds against her body. In real life she would rest the harp on a stand while she plucked the strings. Her role was to provide music at parties in the afterlife.

Hawk's head terminal

Tuning peg

**FLUTE**  
The pipe or flute is one of the most ancient instruments. They were usually made of reeds or wood. This wooden pipe would be blown directly through its reinforced mouthpiece.



Lyre and double-flute players from a painting at Thebes

# Toys and games



**GAME PIECE**  
This carved lion head could have been used as a counter in a number of games.

**EVEN AS CHILDREN**, the ancient Egyptians enjoyed life. Some of the games they played are still loved by children today, such as "khuzza lawizza", or leapfrog, and tug-of-war.

There are also Egyptian paintings showing boys playing soldiers and girls holding hands in a sort of spinning dance. Then there were board games, like snake and the more complicated senet, and a number of toys from model animals and dolls to balls. The Egyptians were also great storytellers, and kept their children amused with popular tales of imagination and enchantment. In one example, a magical wax toy crocodile turns into a real one when thrown into the water - a relevant story for people who lived under the threat of being eaten by crocodiles every day of their lives.



**DOLL OR GIRLFRIEND?**  
The Egyptians made dolls out of wood, with hair of clay beads attached to lengths of twine. Dolls like this one may have been for children, or they may have been made to put in someone's tomb, to act as a companion in the afterlife.

**BALL GAMES**  
A popular pastime, especially for girls, was throwing and catching balls. This was not just done standing, but also on piggy-back or leaping high into the air.



**BALLS OR RATTLES?**  
These colourful balls are made of clay. They were originally filled with seeds or small beads of clay, so that they rattled as they were thrown.



**TOY MOUSE**  
This wooden mouse had a twine fitted to it, which a child could pull to make the tail go up and down.



**ROAR OR MIAOW?**  
This toy does not seem to know whether it is a cat or a lion. Roughly carved from wood into a cat-like shape, its main attraction is its movable lower jaw, attached to some twine.



**HORSE ON WHEELS**  
The Egyptians used horses to pull chariots and also on hunting trips. Horse-riding became a favourite pastime of the pharaohs. This toy horse, dating from Roman Egypt, has a saddle mat thrown over it. It was pulled along by a rope through the muzzle.

Twine to move lower jaw

## The game of senet

This board game symbolized a struggle against the forces of evil that tried to prevent you from reaching the kingdom of the god Osiris. On the thirty squares of the board were images that could stand for advantages like "beauty" or "power", or for perils, like the spearing of a hippo. There were two sets of counters and moves were made according to the way throwsticks landed.



**SPINNING TOPS**  
A vigorous twist of the fingers or a tug on some papyrus twine wound on to the cone would set these tops spinning. They were made of powdered quartz formed in a mould and then glazed. Toys of cheap materials like this meant that even the poorest families could give their children a few amusing games.

**YOUR MOVE**  
This papyrus from the Book of the Dead of the scribe Ani shows Ani and his wife Tutu playing senet. In spite of the fact that the artist has drawn Tutu sitting behind her husband in a rather formal pose, both seem to be enjoying their game.



**FIT FOR A KING**  
Tutankhamun was buried with four senet boards of which this ebony and ivory board is the finest. It is fitted with a drawer for the counters and fixed on legs that have been delicately carved in the shape of animals' feet.



Stone ball used in the snake game


**THE GAME OF SNAKE**  
One of the earliest board games discovered in Egypt was called "snake" because the stone board represented a serpent coiled with its head in the centre. The winner would be the first to move his or her counter around the squares on the snake's body to the middle. The stone balls are sometimes carved with the names of some of Egypt's earliest pharaohs.



# From fabric to finery

FROM THE EARLIEST TIMES, flax provided linen for clothes for everyone in ancient Egypt. The earliest picture of a loom in Egypt is on a pottery bowl dated to c. 3000 B.C. and flax was used for thousands of years after this. A pharaoh would have exceptionally fine linen; workers wore loincloths of coarser fabric. They had clever ways of avoiding wear on linen clothes - soldiers would cover the rear of their kilts with leather netting; domestic servants wore nets of cheap but colourful beads over their dresses. The basic courtier's kilt consisted of a linen cloth wrapped around the waist and secured by a knot - often elaborately tied. Gradually cloaks developed for use as overgarments. Women wore long, sheath-like dresses often with beautifully pleated cloaks. There are still only vague ideas

about how the Egyptians got pleats into their clothes - perhaps it involved a board with a grooved surface. Probably the number of pleats is exaggerated in many statues. The Egyptians learned the art of dyeing their clothes in coloured patterns from the Middle East, but the technique was never widespread.



**MAN AND WIFE**  
This worker on a royal tomb wears a pleated calf-length kilt; his wife wears a cloak. The finely braided wigs have perfume pomades.



**LEATHER SANDALS**  
These sandals are made from strips of ox leather stitched together with papyrus twine. Leather is quite an unusual material for Egyptian footwear.

**REED SANDALS**  
Papyrus and other reeds were the most common materials for sandals. These materials were in plentiful supply, and reed sandals were worn at all levels of society including priests who were forbidden to wear any other material on their feet.

**WIGS**  
These courtiers on a wall relief at Memphis are wearing typical wigs and costumes with billowing sleeves. The wigs were made of human hair that was stuck in place with beeswax.



**PRINCESS OR QUEEN?**  
This statue is one of many intriguing works of art that survives from the reign of Akhenaten (p. 10). It represents Akhenaten's queen, Nefertiti, or one of her daughters. She is shown wearing a very fine garment of royal linen. The number of pleats may have been an artistic exaggeration, but the dress certainly would have many of them.



**IN THE GROOVE**  
This grooved board may have been used for pleating. The damp garment would be pressed into the grooves.



**FLAX COMB**  
The first stage in making linen was to remove the flax heads with a long comb like this one. Then the flax stems were soaked and beaten to separate the fibres from the stalk for combing again to prepare them for spinning.



**LINEN SHEET**  
Types of linen in ancient Egypt ranged from coarse material like this, which most people would have used, to the finest gauze worn by kings and queens.



**SPINDLE**  
The flax fibres were spun on sticks, or spindles, which had a weighted circular whorl on one end. Whorls dating from early dynastic times have been discovered.



**SPINNER**  
This girl is using her left hand to draw the twisted slivers of fibres (the rove), which are attached to the rotating spindle balanced by the weight of the whorl.

# All that glitters



Rings of gold being brought to Egypt from Nubia

YOU CAN SEE the glint of gold everywhere in Egyptian jewellery - mines between the Nile and the Red Sea coast yielded large quantities of this precious metal. The gold could be beaten into shape or cast in moulds. Goldsmiths also made patterns using a method called granulation, in which tiny granules of gold were attached to an object by soldering. Egyptian jewellers had access to many semi-precious stones from the deserts - the orange-red carnelian, the green feldspar, and the mauve amethyst. They also imported stones. From mines in the Sinai peninsula came the light blue turquoise and trade routes from Afghanistan brought rich blue lapis lazuli to Egypt. But Egyptian jewellers had no knowledge of stones like diamonds, emeralds, or rubies.

**ROYAL BRACELET**  
Made for Prince Nemareth, the bracelet has a central design showing the god Horus as a child (p. 27). He is sitting on a lotus and is protected by cobras. Like many children in Egyptian art, he is portrayed sucking his finger.



Hieroglyphs give name of owner



**A STAR IS BORN**  
This star was worn on the forehead as a diadem. Made of gold, it dates from the Roman period of Egypt. The Roman mummy mask shows a priest wearing a diadem.



Gold diadem



Gold earrings

**EAR ORNAMENTS**  
Middle Eastern influence led the Egyptians to have their ear lobes pierced and wear earrings. These earrings show how large the perforations had to be for these studs of the 14th century B.C.



Jasper stud



Faience stud



Glass stud



Cowrie shell shows wish of wearer to have children

**LUCKY GIRDLE**

This is the surviving section of a girdle. As well as cowrie shells made of electrum (a form of gold that contains a high proportion of silver), it contains beads of carnelian, amethyst, lapis lazuli, and turquoise.



**FALCON PECTORAL**

This falcon was worn on the chest. It represents the god Re Harakhty. The metal originally formed a framework for segments of faience, glass, or gems. This technique is called "cloisonné" work. Only traces of the inlay now remain.

Metal strips bent into shape and soldered on to base

Talon holds the "shen" symbol, meaning eternity

Traces of original inlay



**JEWELLERS AT WORK**  
Many metal objects were made by casting - heating the metal until it was liquid (top) and then pouring it into moulds (above) in the shapes of the objects required.

**GIFT OF A KING**

Outstanding service to the state was rewarded by the gift of jewellery from the king. He would lean out of a window and drop bracelets or collars to the nobles waiting respectfully below. This collar of honour has three rows of gold rings threaded tightly together on twine. It would be tied in position at the back of the neck. Sometimes the pharaohs themselves wore collars like this.



Scarab

Steatite and gold ring

Steatite and gold ring

Silver ring

**FINGER RINGS**

Rings often incorporated a swivelling stone in the shape of a scarab beetle (p. 24). The underside was carved with a good-luck design. These scarabs are made of steatite (soapstone), an easy material to carve.

Fish amulets, to prevent drowning

Heh, god of "millions of years", symbolizes long life

Beards or sidelocks of youth



This figure is wearing his hair in a sidelock, to represent youth.

# Adorning the body

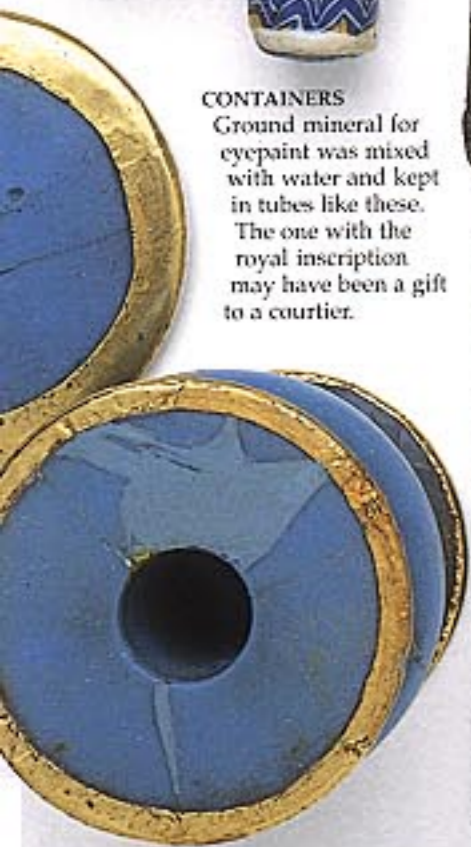
THE EGYPTIANS were lovers of beauty and fashion. Many of their personal names are based on the word "nefer", meaning beautiful - for example, Nefret, Nefertiti, and Nefertari. The goddess associated with adornment was "Hathor the Golden", who is seen as the ideal of beauty in love poetry of the time. Egyptian men and women used eye paint, which was made from minerals ground on fine slate palettes. They went to great lengths in adorning themselves with cosmetics, wigs, floral garlands, and fine linen. Many objects like combs, mirrors, and cosmetic holders have survived to show how important personal appearance was to them. "Put myrrh on your head and dress up in beautiful clothes" says one Egyptian song.



Tube with royal inscription



**CONTAINERS**  
Ground mineral for eyepaint was mixed with water and kept in tubes like these. The one with the royal inscription may have been a gift to a courtier.



Pot made of the rare stone anhydrite



**APPLICATORS**  
These were used for scooping, mixing, and applying pigment.



**PERFUME POMADES**  
Courtiers tied cones of scented animal fat to their wigs, sometimes with a lotus blossom. The fat would melt and slide down the wig.

**CRAFTSMAN'S MASTERPIECE**  
The mother duck's back wings slide across to give access to the face cream inside.



Malachite



**MIRROR**  
Courtiers used polished bronze or copper mirrors. Here a naked servant girl holding a bird forms the handle, suggesting love and beauty.



Galena

Polished metal reflective surface

Iron oxide

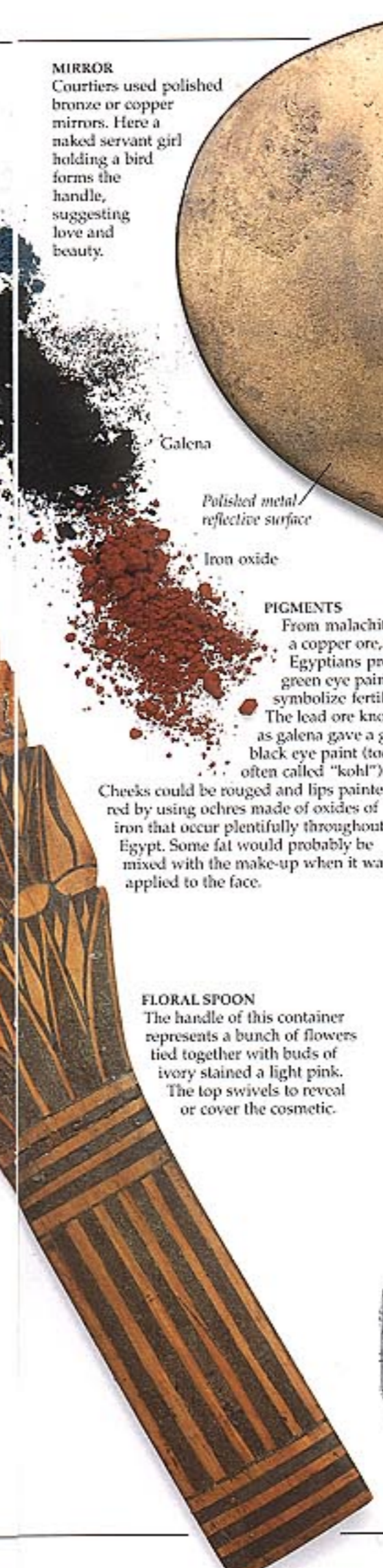
**PIGMENTS**

From malachite, a copper ore, the Egyptians produced green eye paint to symbolize fertility. The lead ore known as galena gave a grey-black eye paint (today often called "kohl").

Cheeks could be rouged and lips painted red by using ochres made of oxides of iron that occur plentifully throughout Egypt. Some fat would probably be mixed with the make-up when it was applied to the face.

**FLORAL SPOON**

The handle of this container represents a bunch of flowers tied together with buds of ivory stained a light pink. The top swivels to reveal or cover the cosmetic.



**BATH AND MASSAGE**

This noblewoman kneels on a mat while a friend holds a flower for her to smell. Her bath is symbolized by water being scattered over her; she is also being given a shoulder massage.



Tweezers

**PLUCKING AND CURLING**  
Priests and women used tweezers to remove hair. Women also curled their hair with tongs.

**CLOSE SHAVE**  
Bronze or copper razors were probably as uncomfortable to use as they look, unless in the hands of the professional travelling barbers of ancient Egypt.



Hair curler

Double ends for different sized curls

**WOODEN COMB**

Most Egyptians did not have long hair, but their wigs could be quite long and heavy, sometimes with three different layers of curls and fringes, so they needed ivory and wooden combs.



**TOUCHING UP**  
A noblewoman called Ipwet appears in this relief. She holds a mirror while she dabs powder on to her cheeks.

**HAIRPINS**

These could be used to keep elaborate curls in position or hold perfume pomades in place on wigs.



# Animals of the Nile Valley



**LION**  
The lion represented strength and domination, and so became an emblem of the god-king himself. Rarely is the lion shown being hunted by any other person than the pharaoh. This gold lion was originally part of a necklace.

THE ANCIENT EGYPTIANS shared their environment with many different beasts, birds, reptiles, and fish. Out in the desert east and west of the Nile Valley you would find ferocious lions and wild bulls as well as timid antelopes and gazelles. These animals either hunted their prey or grazed on the margins of the flood plain. The stillness of night would suddenly be broken by the eerie howls of the scavenging hyenas and jackals fighting over carcasses. In the papyrus thickets beside the Nile there would be nests of

birds like pintail ducks, cormorants, pelicans, and hoopoes. Lurking on the river banks would be crocodiles and in the water you might see hippos with Nile perch and catfish darting around them. Animals appear on many ancient Egyptian objects. They were thought of as part of the "world system" made by the sun god, and as the earthly

versions of many gods. Animal symbols were also used in hieroglyphics.



**WILD SHEEP AND NONCHALANT CAT**  
On this cosmetic container a wild sheep, or moufflon, is stepping carefully over a crouching cat that is clearly determined not to move. Rams symbolized some of the most important gods in ancient Egypt. A curly-horned ram could represent Amun-Re, King of the gods.

**CROCODILE-GOD**  
The peril of being snatched and eaten by crocodiles led the Egyptians to try to get these dangerous creatures on their side. Consequently the crocodile became the symbol of the god Sobek, and priests used to decorate sacred crocodiles with jewellery and mummify them when they died.



*Crown of Osiris, made up of ram horns, reeds, and ostrich feathers.*

**HIPPOS**  
Nothing illustrates the Egyptian fondness for visual humour quite so much as their models of standing hippos. The male hippo was a creature of evil omen because of its association with the god Seth, arch-enemy of Osiris and Horus, rightful rulers of Egypt. In reality, hippos could easily overturn a papyrus boat and were often hunted for this reason.



*Water plant designs show hippo's aquatic habitat*



Small faience hippo



**PEEK-A-BOO**  
The goddess Hathor was often portrayed as a cow in the papyrus marshes.



**FISH FLASK**  
This glass bulti fish was made by moulding the glass over a core. The ripples are meant to indicate the fish's scales. The flask was designed to hold perfume, which could be poured out of the mouth into the owner's hand. Objects like this show the beauty of the fishes of the Nile and the Red Sea.



**ANIMAL ANTICS**  
Satirical papyri show the Egyptian topsy-turvy sense of humour. Two enemies, the antelope and the lion, are enjoying a friendly game of senet (p. 53). A jackal playing a double flute escorts a herd of goats while in front a cat lovingly attends to some geese. The lion at the end seems to be amusing himself at the antics of an ox on a couch.



**GEESE ON PARADE**  
These geese are part of a very early tomb painting and were meant to ensure that the supply of food in the afterlife would not run out.

**PUZZLED PUSSYCAT**  
Cats sacred to the goddess Bastet (p. 25) were mummified when they died. They were wrapped in linen bandages and their faces were painted to make them look bewildered – or just plain silly. They were put in cat-shaped coffins and were sold to temple visitors, who could then take them to the temple burial grounds and dedicate them to the goddess Bastet.



# Egypt after the pharaohs

EGYPT WAS INVADED by foreigners several times in the last 1,000 years B.C. The invaders included the Sudanese, the Persians, and the Macedonians under Alexander the Great. Alexander was followed by his general Ptolemy, who founded a dynasty that ruled from Alexandria. These rulers spoke Greek and worshipped Greek gods and goddesses, but on temple walls they were portrayed as traditional Egyptian rulers. In 30 B.C. Egypt passed into Roman hands and gradually, following the conversion to Christianity of the Roman emperors, churches and monasteries replaced the temples. The Arab invasion of the 7th century A.D. turned Egypt into the mainly Muslim country that it is today.

## The Romans

The Roman world took grain from Egypt's fields and gold from its mines. But although the Romans exploited Egypt they also built temples. You can see the names of emperors like Augustus and Tiberius written in hieroglyphs just like those of the pharaohs, and even wearing elaborate Egyptian crowns.

### EMPEROR AS HORUS

Just as the Egyptian pharaoh was identified with the god Horus (p. 27), so the Roman emperors were sometimes portrayed as this hawk-headed god. The hawk's feathers suggest metal armour and the figure wears Roman sandals and a toga.



Mummy of Artemidorus

Roman child's mummy



**ROMAN MUMMIES**  
Mummies of the Roman period often had lifelike portraits of the deceased. The coffin above shows its owner, Artemidorus, painted in typical wide-eyed Roman style. The pigment was mixed with beeswax to give bright colours. The idea of these portraits was to help a person's spirit identify the body to which it belonged. They look towards you as if they had been called by name.



**CLEOPATRA**  
Queen Cleopatra VII was the last in a line of Greek rulers of Egypt. Her suicide was famous, but there is no historical evidence to back up the familiar story that she died of the bite of a snake called an asp.



### SURVIVOR

Qasr Ibrim, a mountain in Nubia, was the centre of a Christian diocese that was stormed by Muslim troops. This silver cross was one of the items to survive the attack.

### WARRIOR SAINT

The image of the god Horus on horseback spearing his rival Seth was adopted by the early Christians in Egypt to portray warrior saints like St George and St Menas.



Tapestry roundel showing the victorious St George



### STREET SCENE

Up to the 19th century the streets of Cairo contained stalls - each selling the products of one craft - running alongside the walls, minarets, and domes of the mosques.

Brass openwork design



### INCENSE BURNER

Made about 1,000 years ago this vessel was used in a mosque. Burning incense was part of the ritual of purity (which included washing and removing shoes on entering a mosque) that Muslims observed.

## The Muslims

Arab armies, skilled in warfare on horseback, conquered Egypt in the 7th century A.D. They ruled through the existing, mainly Christian, bureaucracy. But Islam became the state religion, Arabic the official language, and the new city of el-Qahira later became the capital, Cairo. Eventually Egypt was conquered by the Turks and it was not until the 1960s that the country was again governed by a native Egyptian.



## Index

### A

Abu Simbel, 29  
adze, 42  
afterlife, 14-19  
Akhenaten, 10  
Amenhotep III, 44  
amulets, 12, 24, 26  
Amun-Re, 24, 28  
animals, 60-1  
ankh, 13  
Anubis, 14, 19  
applicators (cosmetic), 58  
army, 36-7  
arrows, 37, 44  
Aswan Dam, 8  
axes, 36, 42

### B

balance, 40  
balls, 52  
banquet, 49  
barn owl, 35  
barter, 40  
basket, 47  
Bastet, 24, 25  
"Beautiful House", 14  
beer, 48  
Bes, 27  
boat pits, 21  
boats, funerary, 19  
boats, travelling, 38-9  
bodies, 6, 16-17, 18-19, 62  
book label, 34  
Book of the Dead, 18, 19  
bowmen, 37  
bracelet, 56  
bradawl, 43  
bread, 48  
bricks, 46  
brushes, 33  
bucket, sacred, 30  
burnishing stone, 43  
butcher, 48

### C

Caernarvon, Lord, 23  
Cairo, 63

calendar, 27  
canopic jars, 14, 15  
carpenters, 42-3  
Carter, Howard, 23  
cassia, 41  
cats, 60, 61  
cattle boats, 39  
cattle counting, 8-9  
cedar, 39  
Champollion, Jean-François, 35  
chairs, 47  
chariots, 36  
childbirth, goddess of, 26  
children, 52-3  
chisel, 43  
Christianity, 63  
clappers, 51  
Cleopatra, 62  
clothes, 54-55  
coffins, 16-17, 29  
combs, 55, 59  
cosmetics, 58-9  
counters, 52, 53  
courtiers, 12-13  
cow, 60  
cowrie shells, 56-7  
crook and flail, 13, 23  
cup, 47  
cymbals, 50

### D

daggers, 37  
dancers, 50  
dates, 49  
Deir el Medina, 23  
Demotic script, 34  
Dendera, 28  
desert, 8  
desert hare, 45  
Devourer of the Dead, 19  
dibows, 38  
diadem, 56  
Djoser, 20  
doll, 52  
door, false, 28  
door plate, 34  
drill, 43  
Duat, 18

### EF

earrings, 56  
ebony, 41  
embalming, 16-17

emperor, 62  
famine, 8  
figs, 49  
finger guard, 37  
fire, 47  
fish flask, 61  
fishing, 38, 45  
flax, 54, 55  
flies, 37  
floods, 8  
flute, 51  
fly whisk, 41  
food, 48-9  
foreman, 23  
frankincense, 41

### G

games, 52-3  
gardens, 46  
garlic, 26  
geese, 32, 61  
"Ginger", 6  
girdle, 56-7  
Giza, 11, 20-21  
gods, 24-5 (see also individual names)  
gold, 56  
Grand Gallery, 20  
grapes, 48  
Great Pyramid, 20-1, 38

### H

hair curlers, 59  
Hall of Gold, 22  
harpoons, 45  
harps, 50  
harvest, 9  
Hathor, 28, 31, 41, 51, 58, 60  
Hatshepsut, 10, 41  
head, mummified, 17  
headrest, 42  
henna, 26  
Hetepheres, 12  
Heyerdahl, Thor, 38  
Hieratic script, 34, 35  
hieroglyphs, 34, 35  
high priest, 30  
hippos, 22, 44, 60, 61  
hoard, 40  
Horemheb, 33  
horse on wheels, 52  
Horus, 19, 25, 27, 56, 62  
houses, 46, 47  
hunting, 44, 45

## IJKL

Ibis, 28  
Imhotep, 20, 34  
incense burner, 31, 63  
incision plate, 14  
Islam, 63  
ivory, 6, 41  
jewellery, 7, 56-7  
janiper, 26  
Karloff, Boris, 16  
Khnum, 25  
Khonsu, 31  
Khufu, 20, 38  
kilt, 54  
knife, magic, 27  
lapis lazuli, 41, 56  
leapfrog, 52  
linen, 54-5  
lions, 44, 60  
lotus, 13, 26  
lyre, 51

## MNO

macchead, 6  
magic, 26-7  
make-up, 58-9  
massage, 59  
medals, 37  
medicine, 26-7  
mirrors, 31, 59  
mortuary temple, 20  
mourners, 18  
mummification, 14-19  
mummy case, 16-17  
mummy labels, 15  
music, 50-1  
natron, 15, 17  
Nefertiti, 30, 55  
net, fishing, 45  
Nile gods, 24  
Nile, river, 6, 8  
obelisks, 29  
offerings, 30, 31  
Opening the Mouth, 14  
Osiris, 10, 19, 25, 60

### P

palettes, cosmetic, 7, 58-9  
palettes, scribal, 33  
palm fruit, 47, 49  
papyrus, 32, 38  
pectoral, 57

pendant, 12  
Pepi II, 10  
pharaohs, 10-11 (see also individual names)  
Philae, 29  
pigments, 59  
pins, 59  
plants, 26  
pleating, 55  
pomades, 58  
pomegranates, 49  
pool, 46  
prayer, 26  
Predynastic period, 6-7  
priests, 28-31  
priestess, 19, 30, 51  
procession, 31  
Punt, land of, 41  
pyramids, 20-1

### R

Ra expedition, 38  
Ramesses II, 11, 29  
Ramesses III, 16  
Ramesses VI, 22  
Ramesses IX, 22  
ram-headed god, 18  
rattle, 51, 52  
razor, 59  
Re-Harakhty, 30, 57  
rings, 57  
robbers, 20, 21, 22  
Roberts, David, 22, 29  
Romans, 62  
Rosetta Stone, 35

### S

sacred water, 30  
sacrifice, 27  
sandals, 54  
Saqqara, 34  
saw, 42  
scarabs, 14, 24, 35, 57  
scribes, 32-35  
seals, 34, 35  
semi-precious stones, 56  
senet (game), 53  
Senwosret, 12  
Seth, 45  
settlers, 6  
shabtis, 19  
shaduf, 9  
sheep, 60  
shields, 37

shipwrights, 39  
sickle, 9  
sidelock, 28, 57  
silver, 40  
sistrum, 51  
situla, 30  
sketchpad, 33  
snake (game), 53  
Sneferu, 12  
soul house, 46  
sphinx, 11  
spindle, 55  
spoons, cosmetic, 58, 59  
standards, 31  
stone age, 6  
stoneware, 7  
strainer, 48  
sun-god, 24  
swords, 37

### T

taxation, 9, 32  
teeth, 17  
temples, 28-9  
Thoth, 19, 24  
throne, 12  
throwstick, 12, 44  
Tiye, 23  
tools, 42-3  
tops, 53  
toys, 52-3  
trade, 40-41  
Tutankhamun, 10, 11, 23, 36, 42, 53  
Tuthmosis I, 22  
Tuthmosis III, 25  
Tuthmosis IV, 11  
tweezers, 59

## UVW

underworld, 18-19  
Valley of the Kings, 18, 22-23  
vases, 7, 12, 47  
vineyard, 48, 50  
Wadjet eye, 24  
Way of the Sun God, 22  
Weighing of the Heart, 18-19  
weights, 40, 45  
wigs, 54  
wine jar, 47  
winnowing, 9  
wood, 42-3

## Acknowledgements

Dorling Kindersley would like to thank:

The Department of Egyptian Antiquities, British Museum for the provision of artefacts for photography; James Putnam for his invaluable assistance in arranging for artefacts to be photographed and for his help with picture research; Celia Clear of British Museum Publications; the Departments of Oriental Antiquities and Medieval and Later Antiquities, British Museum for extra objects for photography; Morgan Reid for his advice on photographic lighting; Meryl Silbert for production; Karl Stone for special photography (pp. 20-21); Lester Cheeseman for his desktop publishing expertise.

### Picture credits

t=top b=bottom m=middle l=left r=right

Agyptisches Museum/Phot: Staatliche Museen zu Berlin: 48bl  
Ancient Art & Architecture Collection: 10bl, 10bm, 11tr, 11bl, 14tr, 28-9t  
Anglo Aquarium Plant Co./Barbara Thomas: 26ml  
Bridgeman Art Library: 24tr, 28tl, 28br  
British Museum: 6b, 9tr, 10m, 11m, 14br, 15tl, 15tm, 15br, 16tr, 18m, 19t, 19br, 22tl, 26mr, 27tl, 27mr, 28m, 29r, 30mr, 32, 33, 34m, 35mr, 40tl, 41t, 41br, 44m, 45tl, 46l, 46b, 49bl, 50m, 51tm, 53tr, 56tl, 56bl, 57br, 58bm, 59bm, 60tr, 60-1m, 62bl, 62bm, 63tr  
British Museum/Nina M. de Garis Davies: 39m, 48mr, 51b, 61m  
Peter Clayton: 26tl, 38m  
Bruce Coleman Ltd: 41mr

Michael Dixon, Photo Resources: 10tr, 25tl  
Egypt Exploration Society, London: 54br  
Mary Evans Picture Library: 57tr, 62tr  
Werner Forman Archive: 8tr  
Editions Gallimard: 20tl  
Griffith Institute, Ashmolean Museum, Oxford: 23b  
Robert Harding Picture Library: 12ml, 13bl, 23mr, 24bl, 26-7b, 39tr, 42tl, 53ml, 54tl  
George Hart: 23m, 29m  
Michael Holford: 41br  
Hutchison Library: 9mr  
Courtesy of the Oriental Institute of the University of Chicago: 44-5b  
Popperfoto: 38tl  
James Putnam: 31ml  
Louvre/© Réunion des Musées Nationaux: 55tm

Uni-Dia Verlag: 43 ml  
University College, London: 22b, 35ml  
Roger Wood: 32tl  
Verlag Philipp von Zabern/Cairo Museum: 8-9b

Every effort has been made to trace the copyright holders and we apologize in advance for any unintentional omissions. We would be pleased to insert the appropriate acknowledgment in any subsequent edition of this publication.

### Illustrators

Thomas Keenes: 21tl, 32br, 33bl, 43l, 55br  
Eugene Fleury: 8cl

Picture Research Kathy Lockley