
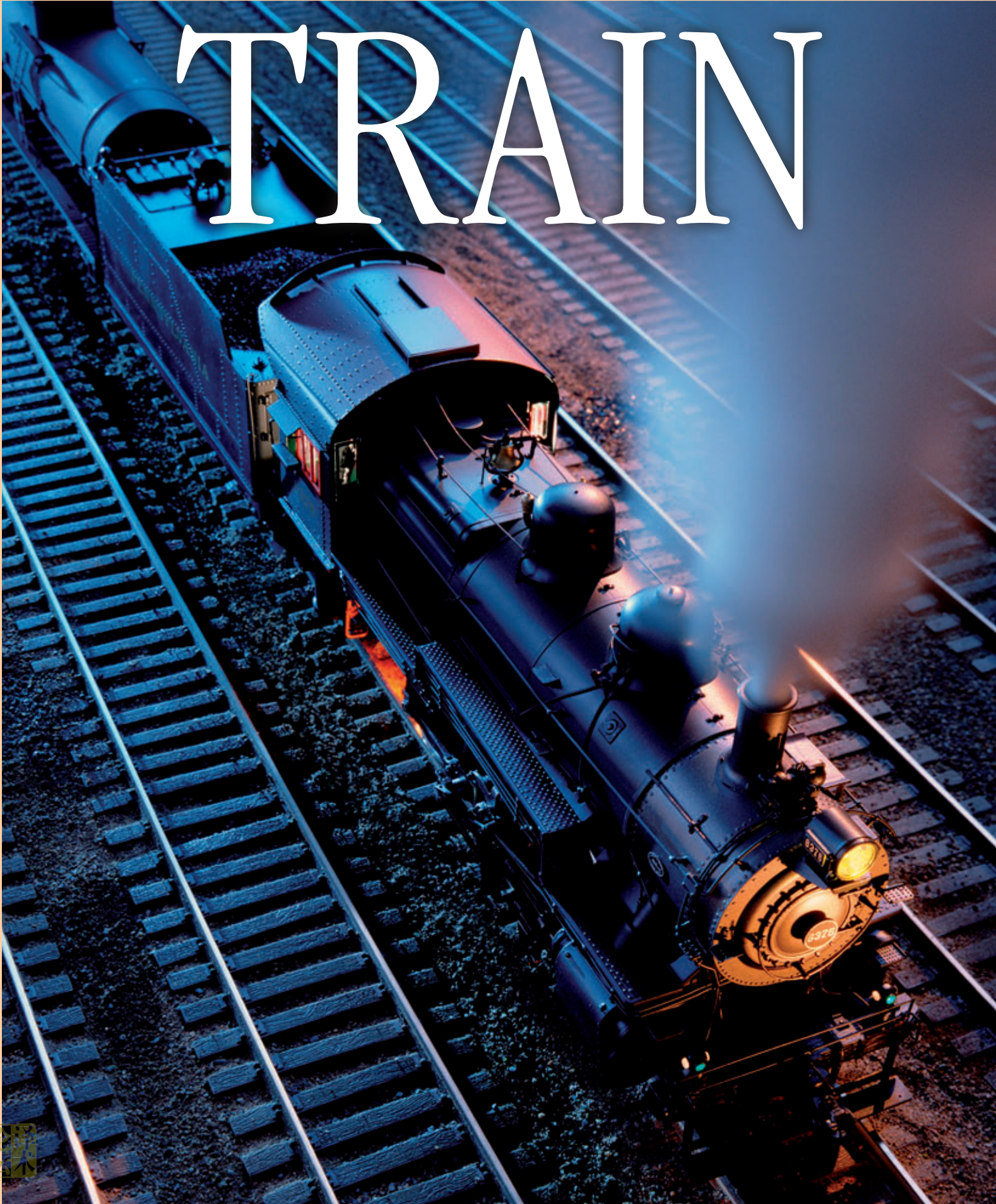




Eyewitness



# TRAIN



# Eyewitness Train








Jigsaw puzzle featuring *Thomas the Tank Engine*



Midland Railway coat of arms



Railroad ticket



Model of 1843 Norris locomotive



Signal tower bell tapper



Preserved 1938 steam locomotive *Duchess of Hamilton*



# Eyewitness Train

Written by  
JOHN COILEY



Railroad police batons



French railroad pass



Metal whistle



Columbine steam locomotive, 1845



DK Publishing






Royal train headlight



Model of American steam locomotive, 1875



Mechanical semaphore signal



LONDON, NEW YORK,  
MELBOURNE, MUNICH, AND DELHI

**Project editor** Christine Webb  
**Art editor** Ann Cannings  
**Managing editor** Helen Parker  
**Managing art editor** Julia Harris  
**Production** Louise Barratt  
**Picture research** Cynthia Hole  
**Special photography** Mike Dunning

**REVISED EDITION**

**Consultant** Robert Gwynne and Russel Hollowood  
**Editors** Jayne Miller, Steve Setford  
**Art editors** Edward Kinsey, Peter Radcliffe  
**Managing editor** Camilla Hallinan  
**Managing art editor** Owen Peyton Jones  
**Art director** Martin Wilson  
**Associate publisher** Andrew Macintyre  
**Production editor** Laragh Kedwell  
**Production controller** Pip Tinsley  
**Picture research** Myriam Megharbi



Late 19th-century pocket watch



Passenger tickets

This Eyewitness® Guide has been conceived by Dorling Kindersley Limited and Editions Gallimard

First published in the United States in 1992  
This revised edition published in 2009 by DK Publishing,  
375 Hudson Street, New York, New York, 10014

Copyright © 1992, © 2009 Dorling Kindersley Limited

09 10 11 12 13 10 9 8 7 6 5 4 3 2 1  
ED774 - 02/09


All rights reserved under international and Pan-American copyright conventions. No part of this publication may be reproduced, stored in a retrieval system, or transmitted in any form or by any means, electronic, mechanical, photocopying, recording or otherwise, without the prior written permission of the copyright owner.  
Published in Great Britain by Dorling Kindersley Limited.

A catalog record for this book is available from the Library of Congress.


ISBN 978-0-7566-5032-2 (Hardcover)  
ISBN 978-0-7566-5033-9 (Library Binding)

Color reproduction by Colourscan, Singapore  
Printed by Toppan Co., (Shenzen) Ltd., China

Discover more at  
[www.dk.com](http://www.dk.com)



Station handbell




Coach keys



# Contents

6	What is a train?
8	The first railroads
10	Dawn of the steam age
12	Steam engines come of age
14	How a steam locomotive works
16	Railroads reach the world
18	The American railroad
20	Building the railroads
22	Overcoming obstacles
24	Making tracks
26	Freight trains
28	First, second, and third class
30	Traveling in style
32	In the signal box
34	Following the signs
36	Post haste
38	Electric trains
40	Diesel power

Sectioned model of 1829  
steam locomotive "Novelty"




42	Long distance by train
44	Royal trains
46	Record breakers
48	At the station
50	Running the railroad
52	Still in steam
54	All decked out
56	Traveling underground
58	Up in the air
60	Trains for fun
62	Into the future
64	Great train journeys
66	Train timeline
68	Find out more
70	Glossary
72	Index





# What is a train?

A TRAIN IS A SERIES OF VEHICLES on wheels and is either pulled by a locomotive or self-propelled. It is an integral part of a railroad—a track that carries and guides trains along it. Railroads of one form or another were used long before the first steam train came into existence. The earliest trains relied on human power to push or pull them along the tracks. Horses were even stronger than people and could pull heavier loads. But it was the invention of the steam locomotive that led to the potential of a railroad system being fully appreciated. Steam trains were far more powerful. With smoother, stronger tracks, they could run faster, hauling both people and goods. Starting with the first steam locomotive in the early 1800s, the railroads advanced rapidly. With the help of modern engineering techniques, diesel and electric locomotives are still improving the quality of the railroads today.



## MUSCLE POWER

The earliest railroads were built for private use, such as in mines. When longer public lines had to be constructed, armies of laborers were needed, since very little specialized equipment was available. The workers, or “navvies,” had to dig and haul soil, lay tracks, and build bridges and tunnels using hand tools and sheer muscle power.



## DAY TRIPPERS

Steam trains had become a familiar sight by the end of the 19th century. They made it possible for people living in the country near big cities to commute into the city for work or for pleasure. City-dwellers could also enjoy a trip to the countryside or the seaside.

A reproduction 1830 first-class carriage from the Liverpool and Manchester line



Tracks





**PASSENGER TRAINS**

Today, huge numbers of passengers travel on the railroads every day. Passenger trains have developed significantly from the early days of the 1820s and 1830s, when many train cars were little more than open wagons with seats (pp. 28–29). Cars were gradually equipped with lighting, heating, lavatories, and corridors. For longer journeys, sleeping and dining cars were provided.

**DIESEL TRAINS**  
The first successful diesel trains were introduced in the 1930s on passenger services in Europe and the US. Ten years later, diesel-electric locomotives were replacing even the largest steam locomotives. The days of steam were over. Today, diesel power is used worldwide (pp. 40–41).



**ELECTRIC TRAINS**

Electric trains first ran on an underground railroad in the 1890s (pp. 56–57). They take their power from overhead cables, or from a live rail on the track. Electric trains are faster, quieter, and cleaner, without the pollution produced by diesel or steam locomotives. All new railroads, whether between or within cities, are likely to be electric (pp. 38–39).



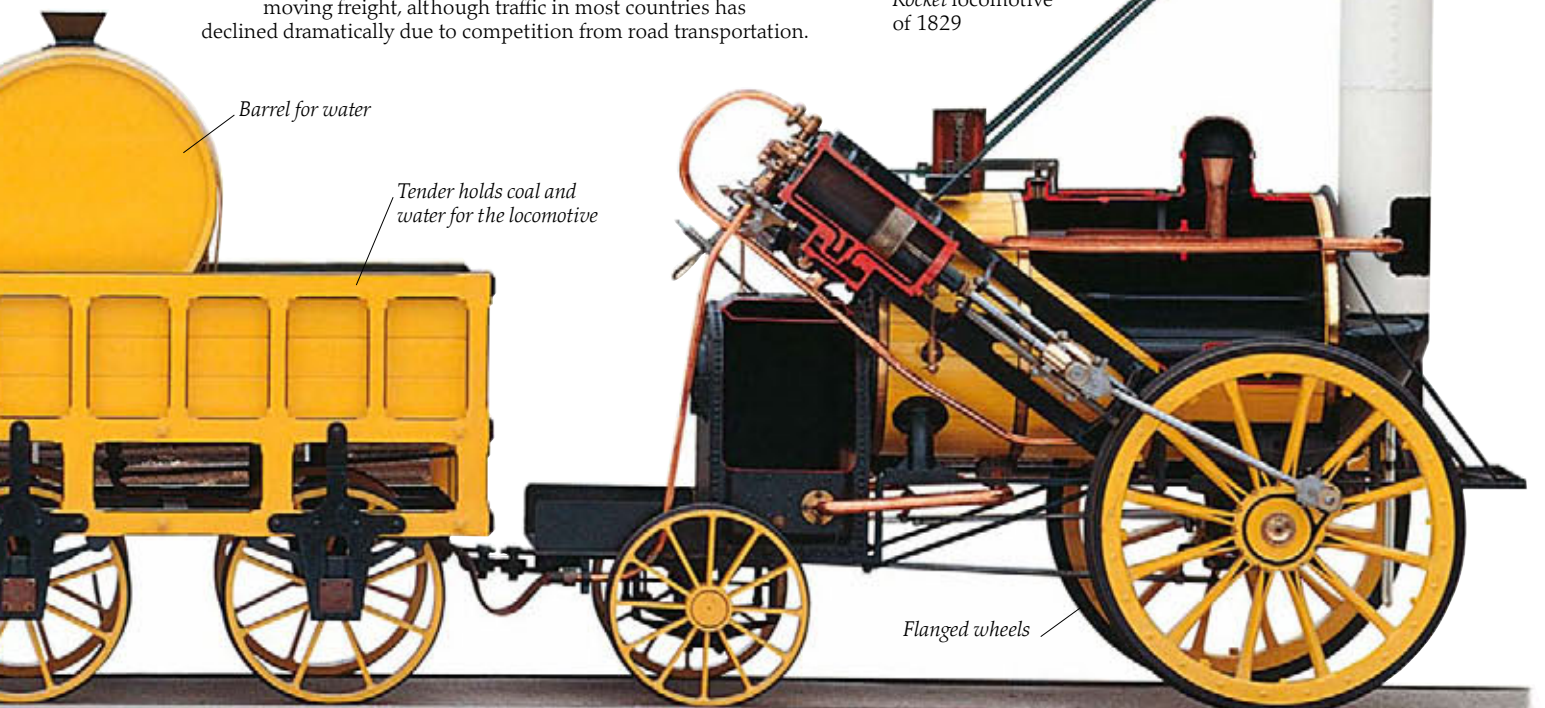
**MOVING GOODS**

The earliest trains were built to move freight, which was mainly coal (pp. 26–27). Today, railroads remain an important method of moving freight, although traffic in most countries has declined dramatically due to competition from road transportation.

**LOCOMOTIVE POWER**

Trains carry passengers or freight—and sometimes both. They run on tracks and have wheels with a lip, or flange, fitting inside the rails, so guiding the train. The first trains, like this modern reproduction, were hauled by steam locomotives. Today, most trains are hauled by diesel or electric locomotives.

A reproduction of Robert Stephenson's *Rocket* locomotive of 1829



Barrel for water

Tender holds coal and water for the locomotive

Flanged wheels



# The first railroads

**R**AILROADS EXISTED LONG BEFORE steam engines were invented. The railroads that we know today have developed from the ones first used in European mines in the mid-16th century. To make manual work easier, heavy loads were transported in wagons with four wheels, running on parallel wooden planks. A peg fixed under the wagon slotted into the gap between the planks, guiding the wagon. Later railroads had different guiding systems. Some had rails with flanges, or lips, to stop the wheels from slipping off. Others had smooth rails, and the wheels had a flange to keep them on the rails (pp. 24–25). Until the steam locomotive came along, the main means of hauling the loads was either human power or horsepower.



## ANCIENT ROADWAYS

Evidence of tracks that guide vehicles traveling along them, the basic principle of a railroad, can still be found in Mediterranean countries. Early civilizations, such as the Babylonians and the Sumerians, were aware of the benefits of roadways made out of stone slabs. Because these roadways had uneven surfaces, grooves were cut in the stone blocks to help guide the vehicles. Grooved stone tracks made by the Romans can still be seen in the ruins of Pompeii (above).



## EASY RIDER


Some of the earliest railroads in Britain were used to take coal from collieries to ships on the nearby rivers. In general, much of this journey was downhill and the brakeman had to control the wagon's descent. To conserve their energy for the long uphill haul, pulling the empty wagons back to the colliery, many horses had a downhill ride in a special wagon, such as this one known as a dandy cart.

This dandy cart was used to transport a horse downhill



## STAGECOACH

The stagecoach was the fastest means of transportation before railroads. Relays of horses for stagecoaches, and fast mail coaches traveling at an average speed of about 7 mph (11.3 kph) greatly reduced journey times.




## HUMAN POWER

This engraving, published in 1752, was the first illustration of an English railroad. The railroad was apparently hand-operated. It is also the first recorded use of a flanged wheel on a railroad in Britain.







**JAPANESE HORSEPOWER**

Horse-powered railroads were widely used throughout the world to pull vehicles for passengers and freight until the early 1900s, and in some cases long afterward.



**HEAVY LOADS**

This English railroad was built in 1815 and was used for transporting supplies of domestic coal. Its rails were made of cast iron.

Horses pulled the wagons, which were equipped with flanged wheels.



**DELIVERING COAL**

Loaded coal wagons, or chaldrons, descended through gravity to their destination point. This brakeman can be seen controlling the wagon's speed by sitting on the handle of a simple lever brake, while the horse follows behind.



**EARLY GERMAN RAILROADS**

Although horses had been used to pull loads on wagon ways in Germany since the 18th century, the first steam railroad in Germany did not open until 1835 (pp. 16-17).


A wagonload of coal became a measure of coal known as a "chaldron."

**COAL CARRIER**

Chaldron was the name given to the wooden wagon used to carry coal from collieries in the northeast of England to the Tyne River, where it was further transported by sea. The chaldron was loaded from above at the colliery. When on the wooden wharf (platform) over the river, it discharged coal through a door in the floor, directly into a ship waiting below.








**LOCAL ATTRACTION**

This engraving shows a locomotive built in 1808 by Richard Trevithick. It pulled a four-wheeled car round a circular track and was open to the public. This was the first steam locomotive to run in London. Because of the circular track, the locomotive became known as *Catch-me-who-can*.

# Dawn of the steam age

EVER SINCE THE FIRST practical steam engines were designed by Thomas Newcomen in 1712, and James Watt in 1769, engineers tried to use this steam power to drive a self-propelled vehicle. The first vehicle of this kind was difficult to control and caused such an uproar in the streets of Paris that the project was abandoned. It was not until the early 19th century that the first successful guided railroad locomotives were designed, although there were still many technical problems to overcome. The engines had to be powerful enough to pull a heavy load, and make as little noise and smoke as possible. They also had to run on smooth rails that would not break under their weight, and which the wheels could grip without slipping.

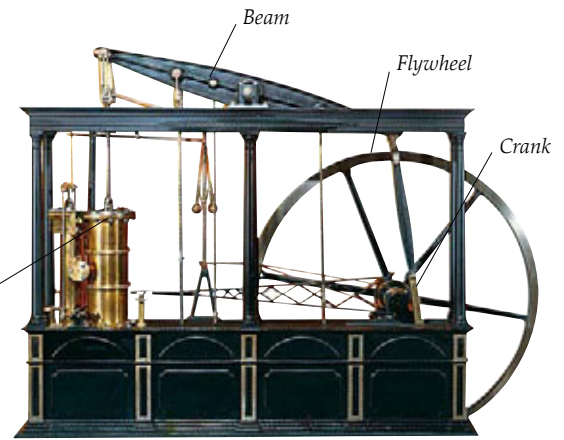



**THE FIRST ATTEMPT**

In 1769, Frenchman Nicholas Cugnot built the first self-propelled vehicle in the world. His three-wheeled steam-powered road vehicle reached a speed of 9 mph (14.5 kph). However, it was difficult to control in a street full of people and horse-drawn carriages. The resulting uproar led Cugnot to abandon the project.

**CATCH ME WHO CAN**

This model is based on drawings of the locomotive built by Richard Trevithick in 1808. Trevithick was the engineer of the world's first working steam locomotive, built in 1804. It hauled a train of coal wagons and 70 men.




**WATT'S STEAM ENGINE** *above*

In 1769, James Watt invented an improved steam engine to pump water from mines. Steam was used to push a large piston to the top of a sealed cylinder and was then condensed. Air pressure forced the piston down, and the cycle was repeated. The piston was connected to one end of a beam that rocked back and forth. The other end of the beam turned a flywheel via a crank. This power was used to operate the water pumps. Such an engine was, however, far too heavy and cumbersome for a locomotive.

*Flanged rails to guide smooth wheels*







**BY LAND AND BY WATER**

The first self-propelled land vehicle in America was this scow (a type of boat), built by the blacksmith and boatbuilder Oliver Evans in 1804. It ran on wheels under its own steam. When it reached water, the wheels were removed and it continued its journey by water.

**GETTING A GRIP**

In their search for the perfect locomotive, early engineers tried to improve the grip of the wheels on the rails. In this 1812 engraving the locomotive's driving wheel fits onto a toothed rack running alongside the smooth rails, giving extra grip.



**CHAOS**

This 1828 cartoon is an artist's impression of what the streets of London might have looked like with the coming of steam-powered road vehicles.

*Puffing Billy* is one of the two oldest surviving steam locomotives in the world


**PUFFING BILLY**

*Puffing Billy* was built by William Hedley in Wylam, northern England, in 1813. It was used to haul coal wagons from a colliery to a nearby river, a distance of about 5 miles (8 km).

It proved that, with the right design, there was sufficient grip between a smooth driving wheel and a smooth rail for a locomotive to pull a commercial load. Because of complaints about the noise and smoke that it made, *Puffing Billy* was modified so that the steam passed through a "quieting" chamber before going up the smokestack.



Coal shovel used on *Puffing Billy*



The engineer stood here

Fuel supply





Polish stamp showing a locomotive built by Robert Stephenson

# Steam locomotives come of age


IT WAS THE VISION OF Englishman George Stephenson, the “father of railways,” that led the way to the age of steam.

Stephenson saw that the steam locomotive was the way forward for the railroads. Together with his son Robert, he established his locomotive factory in 1823 and began to build steam locomotives for Britain and around the world. By the mid-19th century, the steam locomotive had been adopted worldwide by virtue of its strength, simplicity, and reliability. The basic principles of the steam locomotive’s design were to remain essentially unchanged until diesel-electric and electric locomotives signaled the end of the age of steam (pp. 38–41).



## STEAM FOR THE PEOPLE

The Stockton and Darlington Railway opened in England in 1825 and was the world’s first public railroad to use steam from the beginning. To start with, the locomotives on this line were reserved for goods trains. It was not until 1833 that they were used for passenger trains.



## BEST FRIEND OF CHARLESTON

The *Best Friend of Charleston* was the first successful steam locomotive to be built in the US. The *Best Friend* entered service in 1830 and operated the first regular steam service in the US.



Engraved ivory free pass c. 1830

Railroad directors were provided with free passes for life



Gold and enamel free pass c. 1850

## NOVELTY

In 1829, the Rainhill trials were held to choose a locomotive design for the new Liverpool and Manchester Railway in England. Huge crowds gathered to see the entrants. One of them was *Novelty*. It was a very fast engine, but broke down too frequently.



Sectioned model of “Novelty”





## STEAM REACHES EUROPE

After the success of the Liverpool and Manchester Railway, steam railroads were soon adopted all over Europe. This print shows a scene on the first railroad between Leipzig and Dresden in Germany in 1837.



### AMERICAN CLASSICS

The steam passenger train was established in the US by the mid-19th century. American locomotives could not be mistaken—they had large headlights, wooden “cowcatchers” for keeping animals off the line, and bronze warning bells.



### FLYING SCOTSMAN

By the 1920s, famous express trains ran throughout the world. One of the most famous was the *Flying Scotsman*, which traveled 393 miles (633 km) between London and Edinburgh, in Scotland.




Robert Stephenson

### WINNER TAKES ALL

*Rocket* is one of the most famous locomotives in the world. It entered the 1829 Rainhill trials and won the competition. In doing so it established, once and for all, the superiority of the steam locomotive over the horse as a means of power for railroads. It was Robert Stephenson who was largely responsible for the design of *Rocket*.

*Rocket* locomotive, built in 1829








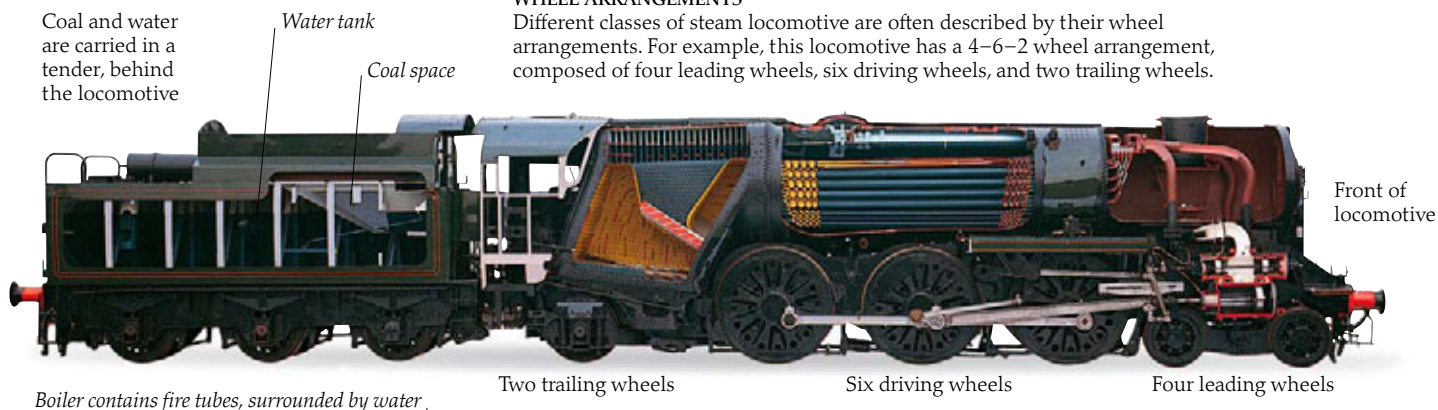
American steam locomotive

# How a steam locomotive works

THE DESIGN OF ALL STEAM LOCOMOTIVES is based on the same principles that governed the building of the very first ones. First, a coal fire in the firebox heats up water in the boiler, producing steam. This steam is used to move a piston back and forth. The movement of the piston turns the wheels via a driving rod and crank. In all, it takes about three hours for the hardworking crew to make a locomotive get up enough steam to move.

## WHEEL ARRANGEMENTS

Different classes of steam locomotive are often described by their wheel arrangements. For example, this locomotive has a 4-6-2 wheel arrangement, composed of four leading wheels, six driving wheels, and two trailing wheels.





Throttle controls the amount of steam admitted to the cylinders, and therefore the speed of the locomotive


Pressure gauges indicate pressure levels in boiler, cylinders, and brakes, among others

Brake lever operates air brake for locomotive and train

There are two gauge glasses

**INSIDE THE CAB**

The crew consisted of the engineer and the fireman. The engineer was in charge and controlled the locomotive using the throttle, reverse gear, and brake. He regulated the speed of the train according to the signals and track speed restrictions. The fireman's main duties were to maintain a good supply of steam by stoking the fire, and an adequate level of water in the boiler by checking the gauge glass. To fill up the boiler, he used the injector control. This device forced water from the tender into the boiler. The fireman would also help the driver to observe the signals, especially on curves.



Coal is shoveled from the tender to the firebox through the firehole


Steam passes through steam pipes into cylinders

Reverse gear allows the locomotive to be reversed

Smokestack

Smokebox

Exhaust pipe



**SECTION OF STEAM LOCOMOTIVE**

To raise steam, hot gases from the firebox pass through the boiler in some 150–180 fire tubes, thereby heating the water. The gases then leave the locomotive via the smokebox and smokestack. The “wet” steam is collected from the dome on top of the boiler through the regulator valve. It is then dried in superheater tubes before being led to the power cylinders. Steam is admitted alternately to either side of a piston in the cylinder, pushing the piston back and forth. The piston is connected to the driving wheels via a driving rod and crank. The “to and fro” motion of the piston turns the driving wheel. Each time the cylinder piston moves back and forth, the driving wheel completes a full rotation. After leaving the cylinder, the spent steam escapes from the locomotive via the exhaust pipe and smokestack in the smokebox. The action of steam in the exhaust pipe helps to draw the fire and generate more steam.

Piston valves, sliding back and forth, admit steam to alternate sides of piston in power cylinder

One of three power cylinders in this locomotive

Driving rod drives wheels

Piston rod, linked to driving rod

The four wheels of the front truck carry much of the weight of the cylinders and smoke box, and help guide the locomotive



# Railroads reach the world

THE OPENING OF THE FIRST “modern” railroad in England, in 1830, aroused interest from all over the world. People from many countries came to see and travel on it. When these countries set up their own railroads, many chose to follow British designs for locomotives, cars, and track. At first, equipment was made in Britain. Each country started to modify the designs and soon began to build its own equipment. By the mid-1830s, the US was exporting steam locomotives to Europe. The railroads had a great impact on all aspects of life in many countries, from trade to travel. In the US, for example, they spanned the vast distances that had been a barrier to opening up the continent.



**GERMANY'S FIRST**  
The first steam-operated railroad in Germany was opened in 1835 between Nuremberg and Fürth on a line 5 miles (8 km) long. The English-built locomotive, seen here, was called *Der Adler*.




## INDIAN LOCOMOTIVE

The strong British influence in India until 1947 meant that much railroad equipment, including locomotives and cars, was supplied from Britain. This model shows a typical design of steam locomotive built in Britain for use on the East Indian Railways. Details, such as the sun blinds on the cab windows and the large headlight, were specially added.



## ASIAN RAILROADS

The first steam-worked railroad line in Japan opened in 1872. This 19th-century woodblock contrasts modern transportation technology of the time—the steam locomotive—with Japan's traditional forms of transportation, such as horse-drawn and human-drawn carriages.







**CUSTOM-BUILT**

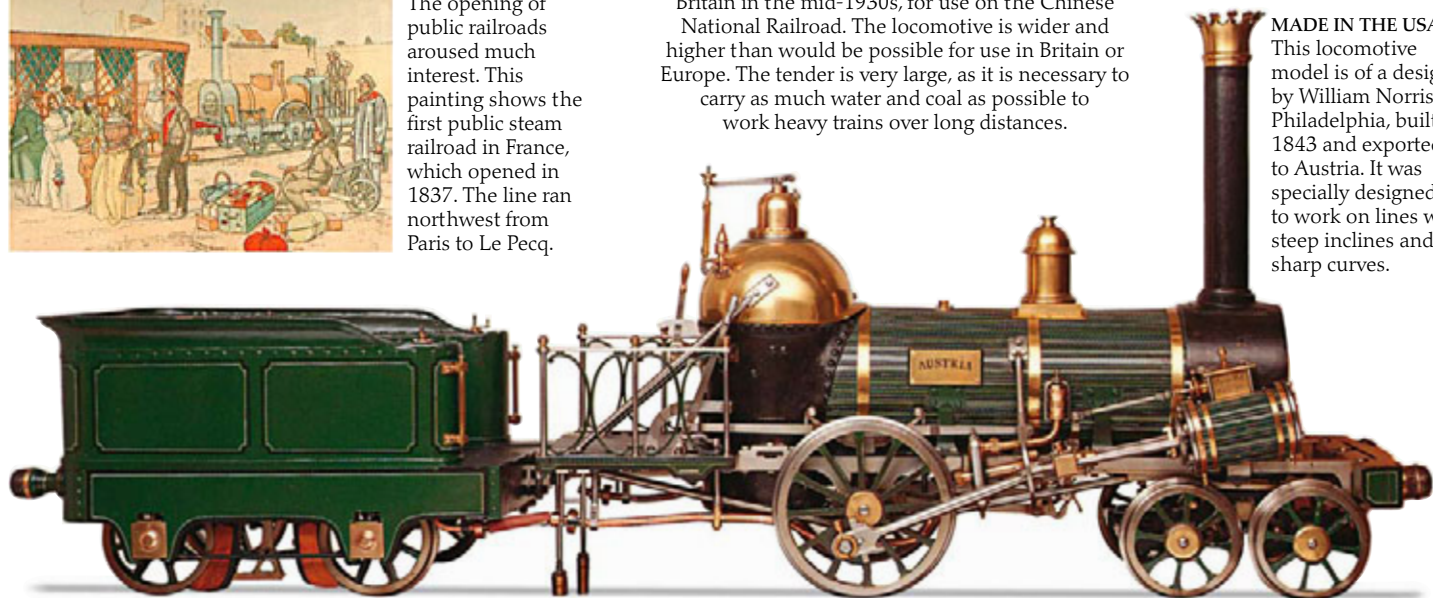
This powerful locomotive was designed and built in Britain in the mid-1930s, for use on the Chinese National Railroad. The locomotive is wider and higher than would be possible for use in Britain or Europe. The tender is very large, as it is necessary to carry as much water and coal as possible to work heavy trains over long distances.



**PARISIAN STEAM**  
The opening of public railroads aroused much interest. This painting shows the first public steam railroad in France, which opened in 1837. The line ran northwest from Paris to Le Pecq.

**MADE IN THE USA**


This locomotive model is of a design by William Norris of Philadelphia, built in 1843 and exported to Austria. It was specially designed to work on lines with steep inclines and sharp curves.



Much more powerful articulated (jointed) locomotives of this type (known as a Beyer-Garratt), were later used in countries in Africa, as well as in India, Australia, and Britain

**TRAVELING HOME**

This locomotive was built in Britain in 1909 to use in Tasmania. It is now operational on the Welsh Highland Railway, painted black. It was the first Garratt train, a new type of articulated locomotive, made of joined sections, designed for use on lines with sharp curves. Powerful locomotives of this type were made up of two steam power units.





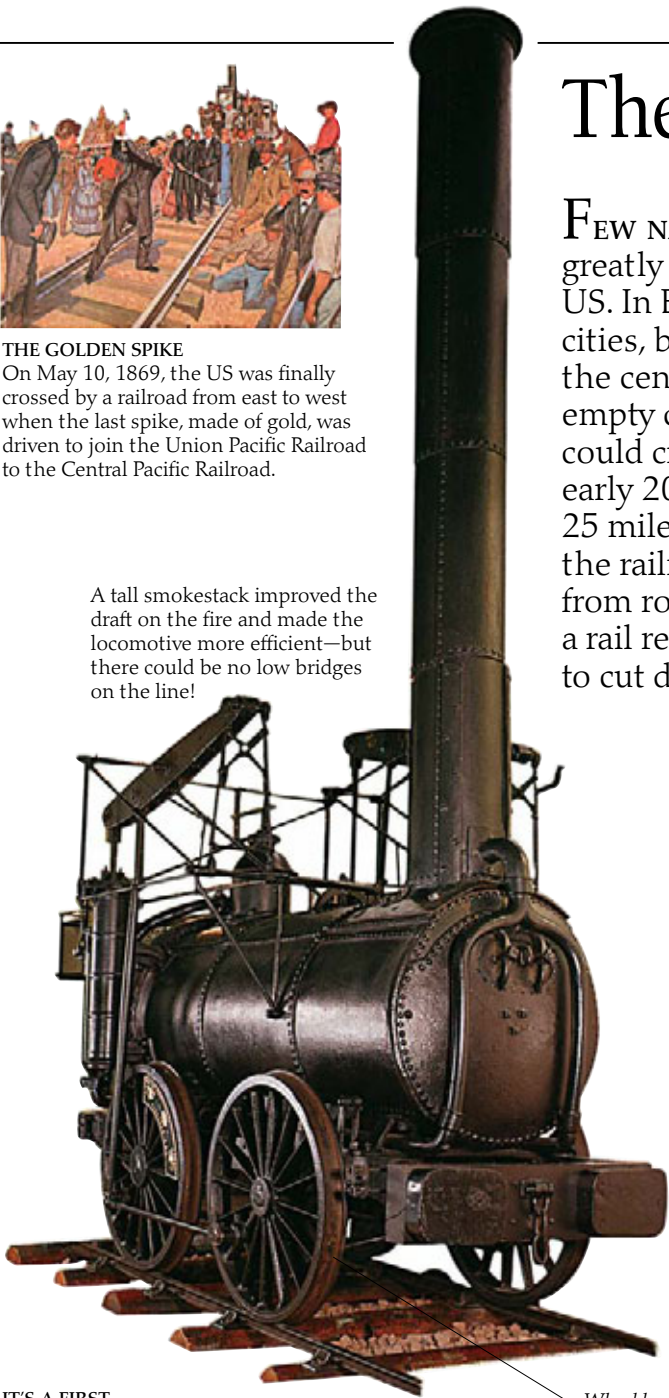
# The American railroad



## THE GOLDEN SPIKE

On May 10, 1869, the US was finally crossed by a railroad from east to west when the last spike, made of gold, was driven to join the Union Pacific Railroad to the Central Pacific Railroad.

A tall smokestack improved the draft on the fire and made the locomotive more efficient—but there could be no low bridges on the line!



## IT'S A FIRST

The *Stourbridge Lion*, the first steam locomotive with flanged wheels to run on rails in the US, was built in England in 1829. It was very similar to *Agenorina* (above), which was built for use in England.

Wheel has flange, or lip




## TOM THUMB

In 1830 *Tom Thumb*, a small experimental locomotive, made its first run on the 13 mile (21 km) completed section of the Baltimore and Ohio Railroad. *Tom Thumb* also entered into a celebrated race, seen here, with a horse-drawn train. The horse won.

Engineer's cab

Tender







**DE WITT CLINTON**

The first steam train in New York State was hauled by the locomotive *De Witt Clinton* on August 9, 1831. The cars were little more than stagecoaches. Passengers still rode on top of the vehicles, as well as inside.


**BUILDING THE FUTURE**

The opening up of the continent by the spread of railroads was recognized as a great achievement with tremendous potential. The railroads were to play an important part in the growth, and wealth, of many towns across the US.



**TROUBLESOME TIMES**

During the construction of lines westward from Chicago, trains were sometimes attacked by Native American Indians. These were not unprovoked attacks—the locals were trying to defend their way of life, which was being threatened. The developers who appeared with the spread of the railroads were taking their land and hunting grounds from them.




*Pivoted, or moving, axle*

*Cowcatcher keeps animals from derailing the locomotive*

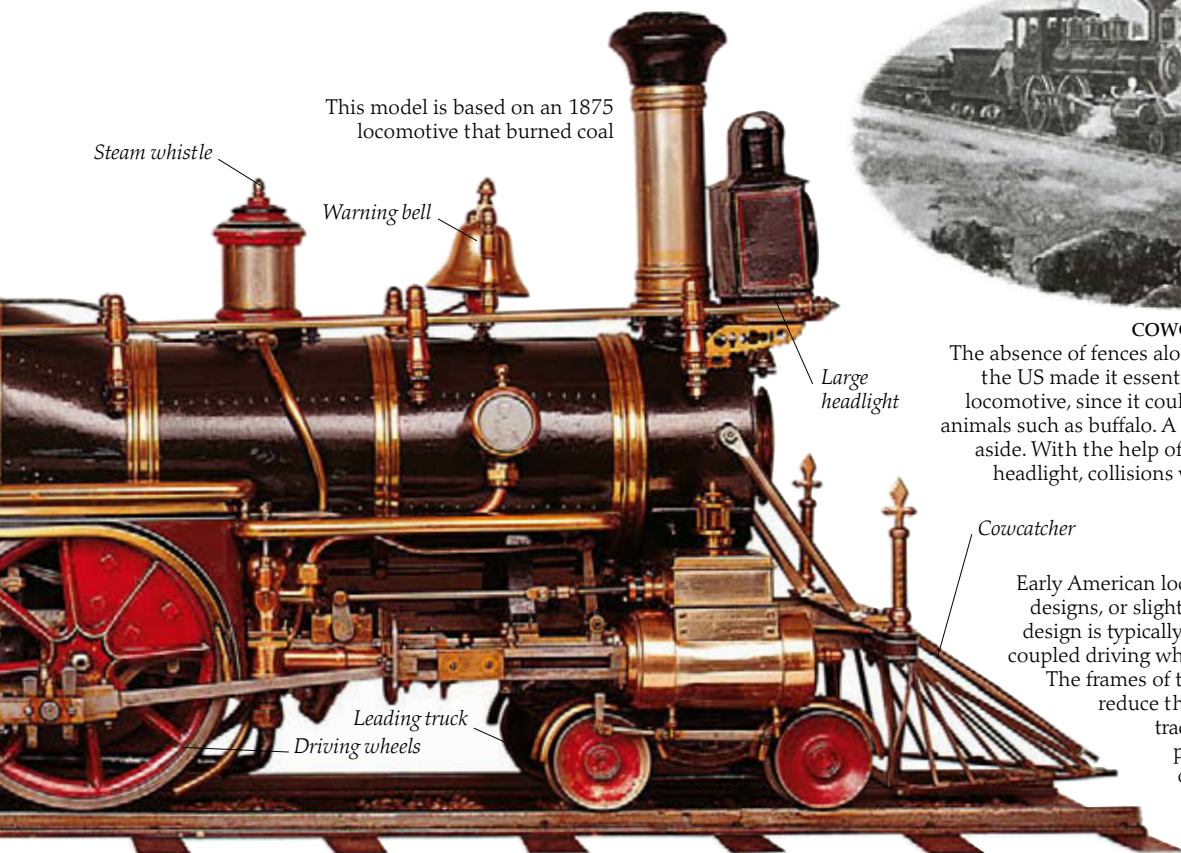
**JOHN BULL**

This was an early four-wheeled locomotive, designed by Robert Stephenson. It was shipped in sections from England in 1831. It soon displayed a tendency to derail and became the first locomotive to be equipped with a two-wheeled pivoted axle in front of the driving wheels, together with a “cowcatcher”—a wedge shape in the front to deflect obstacles on the rail.



**COWCATCHER**

The absence of fences along many of the early tracks in the US made it essential to protect the front of a locomotive, since it could easily be derailed by large animals such as buffalo. A cowcatcher pushed the animal aside. With the help of bells, whistles, and a large headlight, collisions were kept to a minimum.



*Steam whistle*

This model is based on an 1875 locomotive that burned coal

*Warning bell*

*Large headlight*

*Cowcatcher*

*Leading truck*

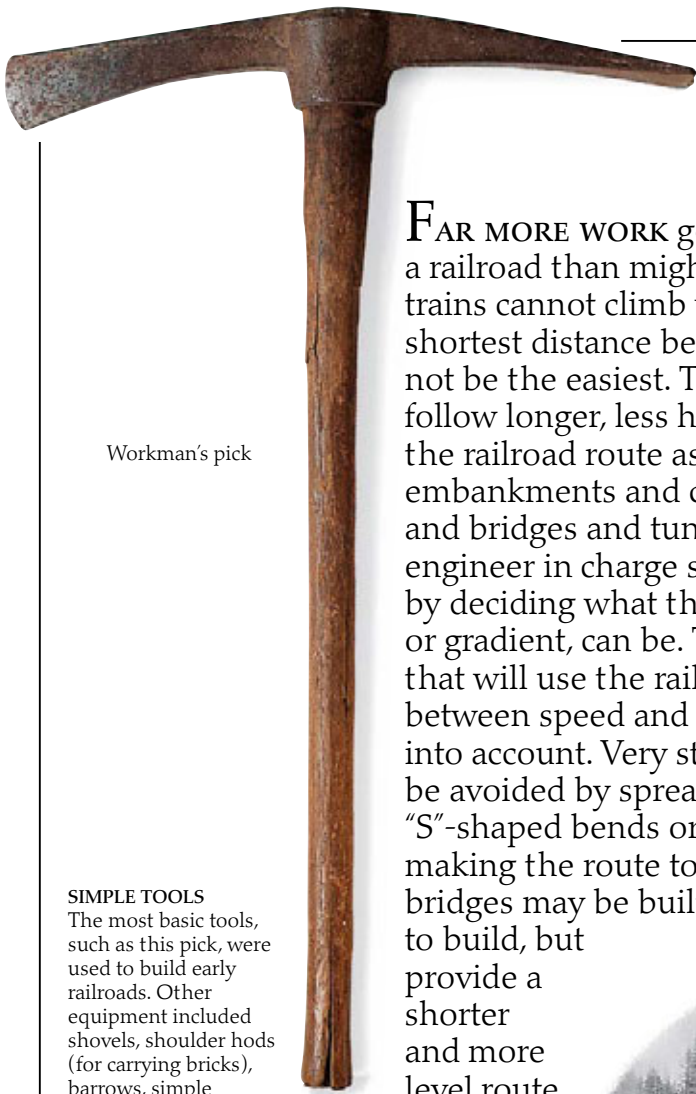
*Driving wheels*

**TYPICAL AMERICAN LOCOMOTIVE**

Early American locomotives were usually made to British designs, or slightly modified. This model of a later 1875 design is typically American, with outside cylinders, four coupled driving wheels, and a four-wheeled truck in front. The frames of this locomotive were slightly flexible to reduce the strains caused by irregularities in the track. The large, ornate cab provides some protection for the engineer and fireman during severe weather. This locomotive burned coal rather than wood which, until this time, had been almost universally used in the US.



# Building the railroads




Workman's pick

**F**AR MORE WORK goes into building a railroad than might be expected. Since trains cannot climb very steep hills, the shortest distance between two places may not be the easiest. Trains often have to follow longer, less hilly routes. To keep the railroad route as level as possible, embankments and cuts have to be made, and bridges and tunnels built. The engineer in charge selects the route by deciding what the steepest slope, or gradient, can be. The type of trains that will use the railroad and the balance between speed and load, have to be taken into account. Very steep gradients can be avoided by spreading the route with "S"-shaped bends or spirals. To avoid making the route too long, tunnels and bridges may be built. These are expensive to build, but provide a shorter and more level route.

## SIMPLE TOOLS

The most basic tools, such as this pick, were used to build early railroads. Other equipment included shovels, shoulder hods (for carrying bricks), barrows, simple hoists, and wooden scaffolding. Gunpowder was used to blast the way through solid rock. The large number of workmen, or "navvies," who used the tools lived in makeshift temporary accommodation near the site.



## BLOOD, SWEAT, AND TEARS

Early cuts through rock, such as this 1831 example of a major cut, were excavated with only primitive hand tools. A large workforce was needed, and the work took many years to complete. Much of the rock recovered was used to make stone ties on other railroads.




American construction crew, 1885

## THE CONSTRUCTION CREW

In the 19th century, American railroads were usually built by crews living on site, in cars pulled by steam locomotives. The train would move the crews along the line as it was completed; it would also provide steam heating and hot water. Supplies and new rails were brought to the end of the line by other trains. Earth and rocks excavated from the cuts were often used to build embankments. The wooden trestle bridge shown in the picture would have been built using local supplies.


## BUILDING BRIDGES

When planning to build a bridge over a river, a temporary island of rocks must be made in the middle, or posts driven into the riverbed. After this is done construction of the bridge can now begin. The parts of the bridge are floated down the river into position. This early wooden arch bridge was built on wooden piers, or trestles. The arch is shaped so that it counterbalances the point where the bridge will bend most under a heavy load. This design of bridge has been used extensively by the railroads.



Model of 1848 wooden arch bridge





**BRIDGES FOR TRAINS**

There are many kinds of railroad bridge—each with a specific design, depending on the local geography. Cantilever bridges are used when a large span, for example, over water, is needed. Beam bridges arose from the simple concept of a tree trunk across a stream. These bridges usually have several supporting solid masonry piers, or sections. Trestle bridges, made from lumber or steel, are similar to beam bridges. Arch bridges have a curved support on which the section carrying the track rests. Some bridges, such as the Royal Albert Bridge near Plymouth, England (left), are not based on one, but on a mixture of bridge designs.

Royal Albert Bridge, near Plymouth, England, designed by Isambard Kingdom Brunel in 1859



**BRUNEL**

Isambard Kingdom Brunel (1806–1859) was an outstanding mechanical and civil engineer. He was responsible for designing many of the great railroads, bridges, and tunnels in Britain.


**CHANNEL TUNNEL**

Building a tunnel under the sea is a major feat of modern engineering. The Channel Tunnel provided the first-ever rail link between Britain and France in 1994 (pp. 62–63). The tunnel is 31 miles (49.8 km) long, and is 24 miles (38.6 km) under the Channel and took six years to build. Construction work for underwater tunnels is highly automated. Tunnel-boring machines the diameter of the tunnel worked toward one another from both sides of the Channel. After the tunnels joined, the machines were buried, since it was too difficult to remove them.



**WHO PAYS?**

Many railroads have been financed by government-issued shares and bonds. Governments support the railroads, since they are of both commercial and military importance. This gold bond certificate was issued by the US government to finance railroad construction. In many countries the railroads have been taken over by the state, or maintained with a large government subsidy.



**COMING AND GOING**

Passenger stations (pp. 48–49) are designed to help the arrival and departure of passengers and to provide services while they are using the station.



Bridges on major rivers had to be high enough so that ships could pass underneath






#### SYDNEY HARBOUR BRIDGE

The Sydney Harbour Bridge is probably best known for its characteristic shape on the Sydney skyline. But it is also famous for having the longest steel-arch span in the world—1,650 ft (503 m). When it opened in 1932, it carried two railroad lines and two tram lines. Now it carries trains, eight road lanes, a footpath, and a bicycle path.

# Overcoming obstacles

AS RAILROAD SYSTEMS GREW, increasing attention was given to the obstacles that limited or prevented their development. At first these were mainly physical, relating to the nature of land along the proposed route—such as deep valleys, hills, and mountains, and wide rivers or lakes.

Gradually, as engineering skills and techniques improved, these obstacles were overcome. Longer bridges were built in remote and difficult locations over deep



valleys and gorges. Railroads were developed that could climb up steep mountains. Today, the position is very different. There are many powerful, high-speed trains on specially built lines that are almost independent of the terrain they travel over. Nowadays, obstacles to railroad operations and development are mostly economic and financial.


#### STAYING POWER

Powerful locomotives were required for working trains in rugged country with steep gradients and tight curves. Normal locomotives of this type were usually long and heavy, which made it very difficult for them to go around the curves. One way around the problem was to adapt the wheels under the locomotive. Swiveling trucks were attached underneath the frame carrying the boiler. This enabled the locomotive to negotiate the tight curves.



Model of Kitson-Meyer type of tank locomotive built in 1903 for use in Chile





**SAIL BY TRAIN**

Train ferries came into use in the middle of the 19th century. Train Ferry 3 (pictured) ran on the Harwich-Zeebrugge route in the North Sea from 1924 to 1945 and carried freight.




**RIGI RAILWAY**

In 1873 a steam-operated railroad was opened to the top of Mt. Rigi near Lucerne, Switzerland, using a rack and pinion system to climb steep gradients. It was the first such railroad in Europe. A toothed rack was laid between the rails, and a powered cog on the locomotive drove the train up the mountain. Working in reverse, it helped to control the train's descent.




**TOURIST ATTRACTION**

Mountain climbing and sightseeing by steam railroad became a great tourist attraction in the 19th century. The Snowdon Mountain Railway opened in Wales in 1896, and used a rack and pinion system (left) to climb the steep gradients.




**CROSSING WATER**

One of the greatest railroad bridges ever constructed, the bridge over the Firth of Forth in Scotland, was opened in 1890. It is the oldest railroad cantilever bridge (pp. 20–21) in the world and is still in use today.



Although this locomotive had one boiler, it had two power units (each with a smokestack), on swiveling trucks. These made it powerful enough for steep uphill stretches



**MOUNT WASHINGTON COG RAILWAY**

The world's first mountain rack railroad opened in 1869 in New Hampshire. This line originally used a wrought-iron rack, something like a ladder, and had a maximum gradient of about 1 in 3 (one unit up for every three units along the slope). For a normal railroad, a gradient of 1 in 30 is considered steep.

*Swiveling trucks for going around tight bends*



# Making tracks



## TRACK MARKS

The track layout at the approach to busy stations can be extremely complex. To enable trains to switch lines, special points (where trains change direction) were often provided, together with complicated diamond-patterned crossovers on the track. Today, such track layouts have been simplified, where possible.

**R**AILROAD LINES have been of fundamental importance to the history of trains. Rails were used to guide loaded wagons long before the steam locomotive came along. However, the early cast-iron rails were easily broken. It was not until stronger rails were available that the full potential of the steam locomotive could be exploited. Cast-iron rails were replaced by stronger, rolled wrought-iron rails, and since the 1870s, by steel, which barely wears down. Tracks are constantly being improved to meet the requirements of heavier, faster trains. For a smoother ride, most main lines also have continuously welded rails, instead of the jointed short lengths that gave rise to the once familiar “clickety-click” sound of a train journey. The distance between the rails is known as the gauge and varies around the world. Many railroads, especially those with difficult terrain to cross, have narrow gauge lines



## LAYING TRACKS

Building early railroads was hard work and required large gangs of men working together to lift and position rails. Little equipment was available, but very often there was plentiful cheap labor. Today, such work is almost entirely automated.

that are cheaper and faster to lay and maintain.



## PLATEWAY

Section of early plateway, 1799

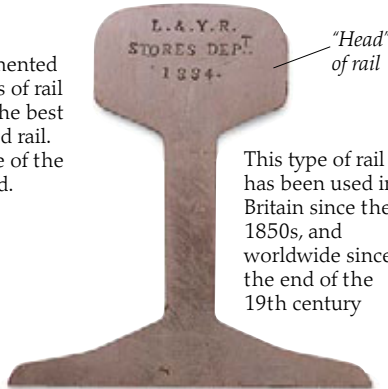
As railroads became more extensive, there were considerable benefits in being able to move a wagon from one line to another. This was done by merging two lines at points, or switches. Plateways (above), with their raised flanges, were not easily merged. They were replaced in the 1820s by smooth-edge rails, for wagons with flanged wheels (with a lip on them), which made switches easier to construct.

## RAIL SECTIONS

Railroad engineers experimented with many shapes and sizes of rail before they came up with the best model, called flat-bottomed rail. These rail sections are some of the designs that were tried.



Bull-head rail, 1870



Flat-bottomed rail, 1884

“Head” of rail

This type of rail has been used in Britain since the 1850s, and worldwide since the end of the 19th century



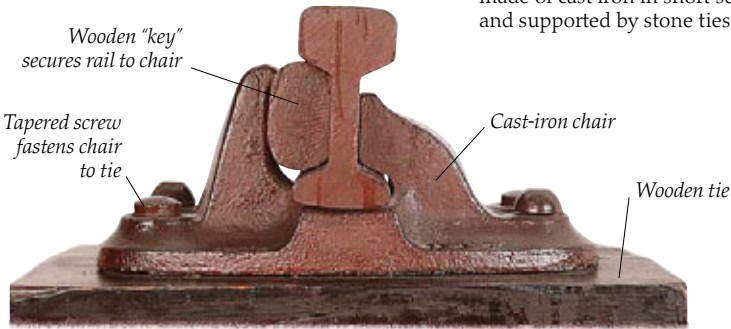
Saddleback or Barlow rail, used on broad-gauge track from 1849





Outside flange to guide plain wheels (without a flange)

**PLATE RAIL**  
Early rails, such as this plate rail of around 1808, were made of cast iron in short sections, and supported by stone ties.




Wooden "key" secures rail to chair

Tapered screw fastens chair to tie

Cast-iron chair

Wooden tie

**BULL-HEAD RAIL**  
This section of steel bull-head rail is secured in a cast-iron chair by a wooden "key." The chair is secured to a wooden tie by large screws.




Head of steel rail

Steel spring secures rail to tie

Tie supports the track and keeps the gauge correct

**FLAT-BOTTOMED RAIL**  
Modern flat-bottomed rails are made of steel. The rails are secured on a rubber pad, which is fastened to a concrete tie by means of a steel spring assembly. Early flat-bottomed rails would have been fastened directly by a spike to wooden ties.



Flanged wheel fits over plain-edge rail

**FISH-BELLY RAILS**  
These cast-iron rails were designed for extra strength. A deeper section, midway along the rail, was designed to resist the weight of the load.



**DANGEROUS TIMES**  
Early filmmakers were fascinated by the dramatic potential of railroads. Here the heroine is being tied to a track consisting of flat-bottomed rails.


**MAKING CHANGES**  
Where railroads with different gauges met, difficulties could arise. Changing trains was a considerable nuisance and effort for passengers, especially those with heavy luggage. The added costs of transferring freight from one train to another could also be very high.



**GAUGE MEASURE**  
Special steel rails were used to check the gauge or distance between rails. The distance was measured from the inside edge of one rail to the inside edge of the other. The standard gauge in Britain, and in many other countries, including most of Europe and North America, is 4 ft 8½ in (1,435 mm). The broad gauge measure is wider and the narrow gauge measure is less than the standard gauge. However, the actual measurements for each of these gauges varies from country to country.



# Freight trains




**GO BY RAIL**  
Bulky loads have been carried on trains since the 1820s. This East German stamp shows how moving heavy goods by rail helps reduce road congestion.

**THE EARLIEST TRAINS** were freight trains that carried loads of coal or mineral ores. At first these trains were limited to two or three simple wagons hauled by a horse. However, with the development of the steam locomotive (pp. 10–11) much longer trains could be operated, and at higher speeds, making rail freight more efficient and economical. As the railroad network developed, similar trains were used to move raw materials to factories and to distribute the finished products. In the early days, all freight trains were very slow because their primitive brake systems could not stop the train fast enough in case of an emergency. Technical developments since then now mean that freight trains can run at speeds of over 60 mph (100 kph) or more.



**PASSENGERS AND FREIGHT**  
The first public railroads in the 1830s operated steam-hauled trains for both passengers and freight. A wide variety of freight was carried, including live animals until very recently.



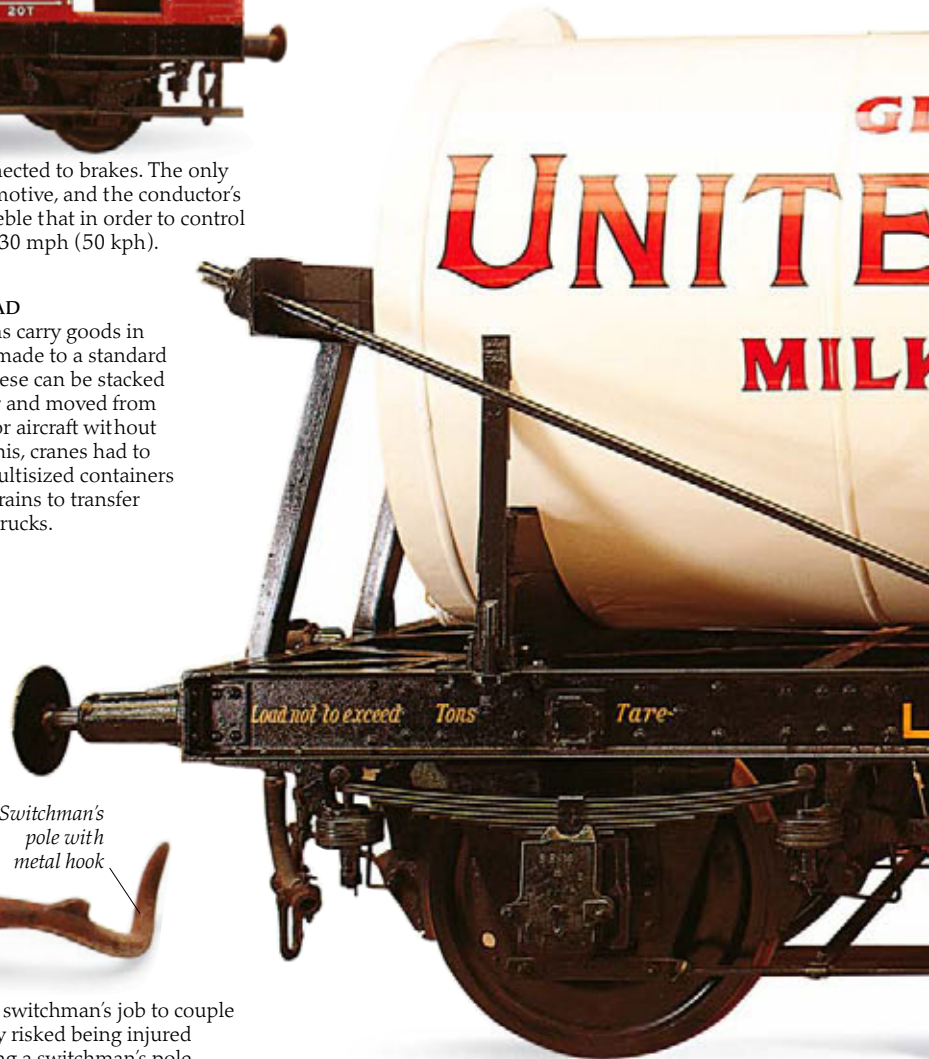
**BRAKE VAN**

Most freight trains used to run with wagons that were not connected to brakes. The only means of controlling the train was to apply the brake on the locomotive, and the conductor's hand brake on the "brake" van, or caboose. Such brakes were so feeble that in order to control their speed even short trains had to travel no faster than 30 mph (50 kph).



**SHEDDING THE LOAD**  
Modern freight trains carry goods in huge containers all made to a standard size (pp. 62–63). These can be stacked on top of each other and moved from train to ship, truck, or aircraft without unpacking. Before this, cranes had to unload masses of multisized containers from "wagon-load" trains to transfer freight to and from trucks.

**DIESEL POWER**  
In 1939 in the US, the diesel-electric locomotive proved that it could outclass steam. By the mid-1950s most freight trains were hauled by diesel engines.



*Switchman's pole with metal hook*

**SAFETY FIRST**  
For many years wagons were joined by three chain links. It was the switchman's job to couple (join) and uncouple the wagons. When doing the job by hand, they risked being injured between the wagons, but they could do it quickly and safely by using a switchman's pole.





Coal wagon from the Stanton coal mine in the north of England

Side door for unloading

Hand brake

**COAL WAGON**

Much of the freight traffic in Britain was made up of coal trains. For many years the coal was carried in simple wagons owned by individual coal mines, and had a capacity of around 10 tons (9 metric tons). The wagons were usually automatically loaded from above, but they often had to be unloaded by workers with shovels.



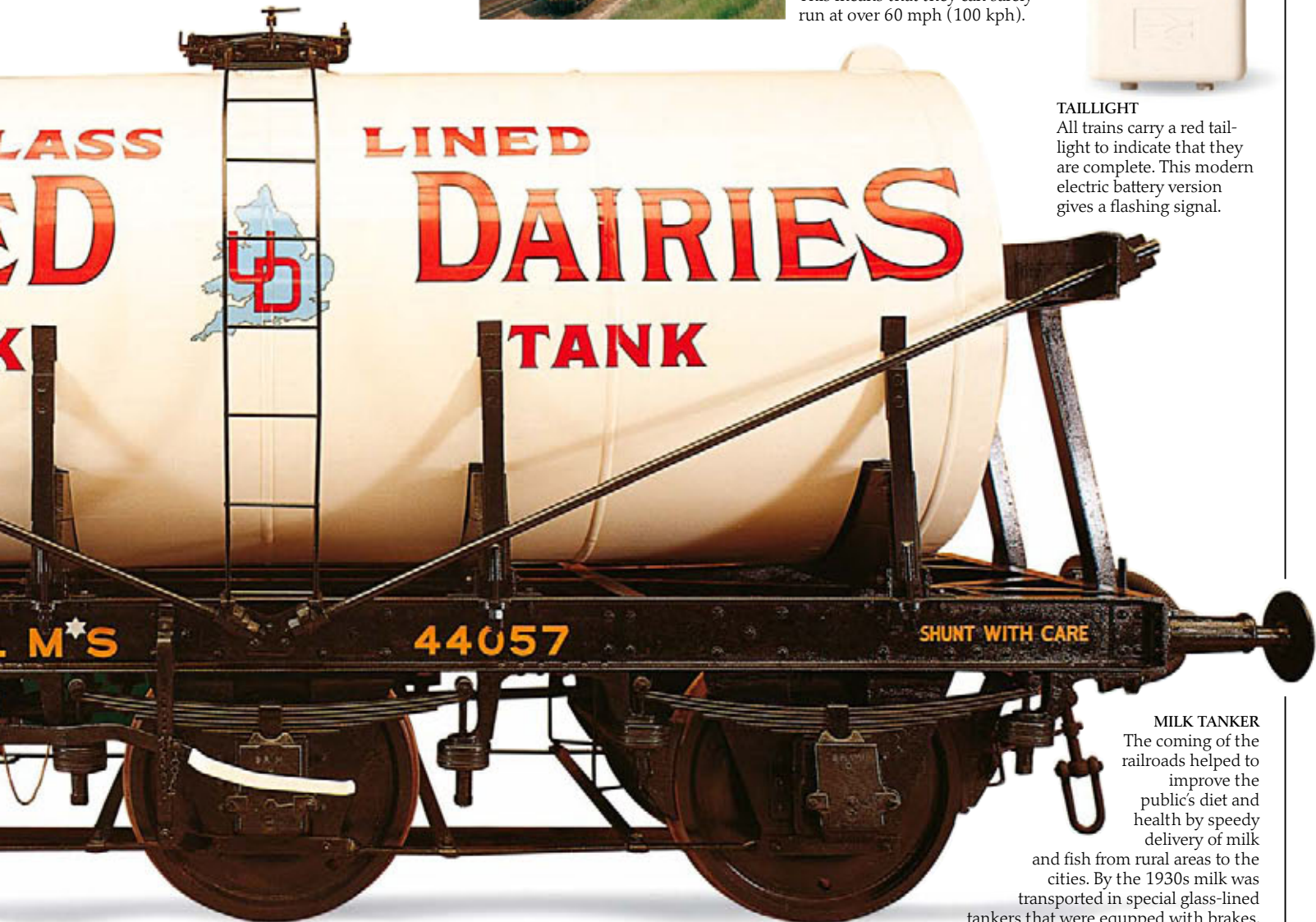
**BULK LOADS**

Most freight trains now haul bulky loads such as coal, oil, or building materials in specially built wagons. All wagons are equipped with air brakes operated by the engineer. This means that they can safely run at over 60 mph (100 kph).



**TAILLIGHT**

All trains carry a red tail-light to indicate that they are complete. This modern electric battery version gives a flashing signal.



**MILK TANKER**

The coming of the railroads helped to improve the public's diet and health by speedy delivery of milk and fish from rural areas to the cities. By the 1930s milk was transported in special glass-lined tankers that were equipped with brakes.



# First, second, and third class

THE FIRST PUBLIC passenger trains were a far cry from today's comfortable, spacious trains. They offered three different classes of accommodation, with those traveling in the greatest comfort paying the highest fare. The best, or first-class, accommodation was an enclosed compartment that looked very similar to a stagecoach. It had glass windows and padded seats. Second-class accommodation was an open wagon with seats, while the people in the third class had no seats. Travelers were not protected from rain or cold. As passenger trains were improved over the years, the carriages, or cars, were heated and corridors added, giving access to restrooms and to dining cars, as well as making ticket inspection an easier task.



### PRIVATE ROOMS

First-class passengers traveled in spacious, comfortable cars, and they were even able to hold private conversations. Traveling by rail in the second half of the 19th century was regarded as an enjoyable adventure in itself.



American first-class ticket



Australian second-class ticket



British third-class ticket

### PAYING THE WAY

Tickets show that passengers have paid for their journey. These tickets look very much like the first card tickets that were made in 1837.



**TICKET CLIPPERS**  
To indicate that a ticket has been used and inspected, it is clipped, marked, or stamped in some way.

Restroom door



Reading lamp

Comfortable seats

### FIRST-CLASS COMPARTMENT

The first-class compartment from the train below has a similar layout to the second- and third-class compartments. First-class travelers, however, had more legroom and more comfortable and spacious seats. Passengers in this compartment had the smoothest journey, as they were farthest from the bumps and jolts of the wheels.

Third-class compartment

Restroom







**EARLY DAYS**  
The earliest images of steam passenger trains from the 1830s show the enclosed first-class cars carrying luggage—and guards—on the roof. Second- and third-class vehicles were not enclosed.

**A FRESH START**  
The development of railroads and steamships during the 19th century opened the doors to large-scale immigration. This was particularly true in North America once railroads linked the East Coast to the Middle West, and eventually the West Coast. When they had crossed the Atlantic, immigrants from all over Europe traveled westward on very crowded trains.



**SECOND-CLASS COMPARTMENT**  
Compared with first class, this compartment was simpler and had less legroom. Partly because there was very little difference between the second and either the first or third class, the second class almost completely disappeared from trains in Britain soon after this car was built.

Posters advertising railroad destinations



**HARD TIMES**  
In the early days, third-class travel was a far cry from first-class. Three or four times as many passengers of all ages were crowded into the same space.



**CARRIAGE KEYS**  
When carriages are not in use, they are usually locked for security. The lock is simple and operated by a square-shaped key.

**THREE-IN-ONE**  
This 1904 carriage (below) is unusual in having first-, second-, and third-class accommodation in the same vehicle, with no connecting corridor. Each compartment had access to a restroom. Because there was no corridor connecting this carriage to any other, it could be detached easily from the train.

First-class compartment

Second-class compartment







Gold pass allowing directors and senior railroad staff free first-class travel

# Traveling in style

By the 1850s, the railroads of Europe and the US were offering their passengers such luxurious facilities as heating, lighting, restrooms, and catering, especially on long-distance trains. For the railroad companies, the more luxury they offered, the more business they got. In the US, businessman George Pullman introduced the first luxury sleeping cars in 1865 and went on to offer first-class dining facilities. Soon afterward, railroad companies with long-distance services started to build hotels alongside their main stations. From then on, the rapid spread of sleeping and dining cars, as well as railroad hotels, made traveling by rail a stylish affair for wealthier passengers.



### CHINA AND ROSES

Trains with first-class dining cars would serve meals on fine china table settings, some of which have since become collectors' items. This breakfast setting was made in the 1930s and has a delicate gilt border with pink roses.



### TRAVEL A LA MODE

In the 1920s and 1930s the fashionable way to travel was by train. Striking images of elegant travelers from this period are sometimes still used by companies to promote their trains.



### EXCLUSIVE EATING

To those who could afford it, the first-class dining car was just as enjoyable as an exclusive restaurant—with the added bonus of a constantly changing view.

### ANYONE FOR COCKTAILS?

Even cocktails could be ordered in first-class dining cars in Britain in the 1930s. Every railroad company had their own monogram, which decorated glasses, silverware, and china.



American Pullman train pass



French free pass



American free pass for Atchison, Topeka & Santa Fe Railway

### TOP-NOTCH TRAVELERS

People such as railroad directors who held free passes were able to travel first class at home as well as overseas.






**WHODUNIT?** *left*  
Famous luxury trains with romantic names have been the setting for many novels and films, including Agatha Christie's *Murder on the Orient Express*.



**SYMBOL OF LUXURY** *right*  
The British Pullman Company coat of arms was carried on the exterior of all Pullman cars. Pullman cars operated in Britain in one form or another from 1874 until the 1980s.



**PULLMAN COMFORT**  
By the 1870s, American Pullman cars provided all that was needed for a long-distance journey. Travelers could even join in the Sunday hymns. Folded beds can be seen in the background.




*Detailed marquetry (inlay) on wood-paneled walls*

*Bell for calling attendant*



**PULLMAN STYLE**  
The interior of the 1914 Pullman car *Topaz* (left) reveals the ultimate in passenger comfort. British-built Pullman cars were renowned for their magnificent detailed woodwork (above). All the seats were armchairs, and each one had a glass-topped table and a brass table lamp in front of it, with a bell beside it for calling the attendant. Meals and refreshments were served at each seat. At each end of this car were private compartments holding four seats, known as coupés.



*Oval restroom window*

*Coupé door*

*Brass table lamp*

*Brass handrails*



# In the signal tower

THE SIGNAL TOWER plays an important role in safe railroad travel. In the early days, trains were prevented from crashing into each other by time intervals. People, waving flags or batons, signaled to trains when they could move. If a train had to change direction at a junction, the switches were manually operated to switch the train to the right track. The invention of the electric telegraph, in the 1850s, enabled towermen to send an electric bell code down the line. This development led to each train being separated by a space interval, called a "block." By this time, signals and switches for each "block" were mechanically controlled from the signal box.



The signal tower had an oil lamp in case of power failure

Bell sounds coded message from signal towers on either side of this one; in the US, Morse code was used

Yellow lever operates a distant (warning) signal

Two red levers for stop signals pulled into "off" or "clear" position


Blue levers control locks on switches; black control switches; and white levers are spare

## WHAT'S WHAT?

This British signal tower has 40 levers in its frame for operating the signals and switches. Above the lever frame are the various electrical instruments for sending and receiving signals from the signal towers on either side of this box. Other instruments, called block instruments, indicate to the towerman whether the line in either direction is empty, or occupied by a train. To make these indicators failsafe, there are also precautionary "locks" between the instruments, signals, and the track. These ensure that trains are correctly signaled on the indicators, and that trains cannot be overlooked if they have broken down.







**MODERN SIGNAL TOWER**

A modern signaling control center (Dispatchers' Office) is programmed to run automatically unless there is a problem, such as a failed train, derailment, or broken signal. Then the towerman, or dispatcher, can intervene and set routes to deal with the problem and, crucially, keep the trains moving.



**THREE-POSITION BLOCK INSTRUMENT**


This instrument indicated to the towerman the state of the line between his box and the one before.



British single-line electric key token instrument

**ON THE PLATFORM**

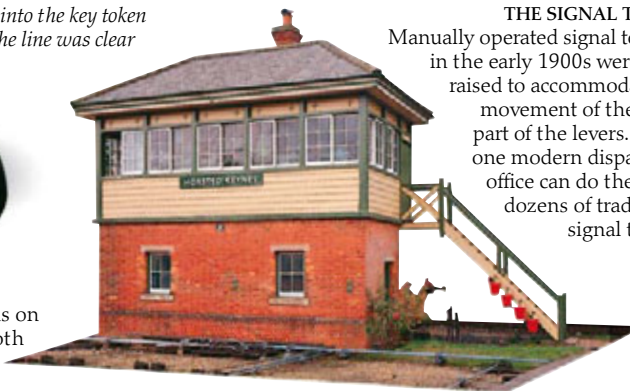
At many smaller French stations the levers for signals and switches were located behind barriers on the platform. This allowed the towerman to carry out other duties between signaling trains.



**ALL CLEAR**

To operate the switches and signals for each train passing through his block, the towerman had to pull the long levers that were linked to the switches by rods, and to the signals by cables.

Staffs for a journey in the opposite direction were locked into the key token until the line was clear



**THE SIGNAL TOWER**

Manually operated signal towers in the early 1900s were often raised to accommodate the movement of the lower part of the levers. Today, one modern dispatcher's office can do the job of dozens of traditional signal towers.

**EXTRA PROTECTION**

As an added safety measure, trains on single lines (for trains going in both directions) depended on key token instruments. A clear signal could be given to the engineer only when he had been handed a metal staff, coded for the journey.



**BELL TAPPER**

If a British towerman wanted to ask if the next section of line in advance was clear, he used this instrument to send bell codes to the boxes on either side of him.



**THREE-POSITION PEGGING BLOCK INSTRUMENT**

This instrument sent information to the three-position block instrument in the signal tower to the rear. It also displayed the state of the line.



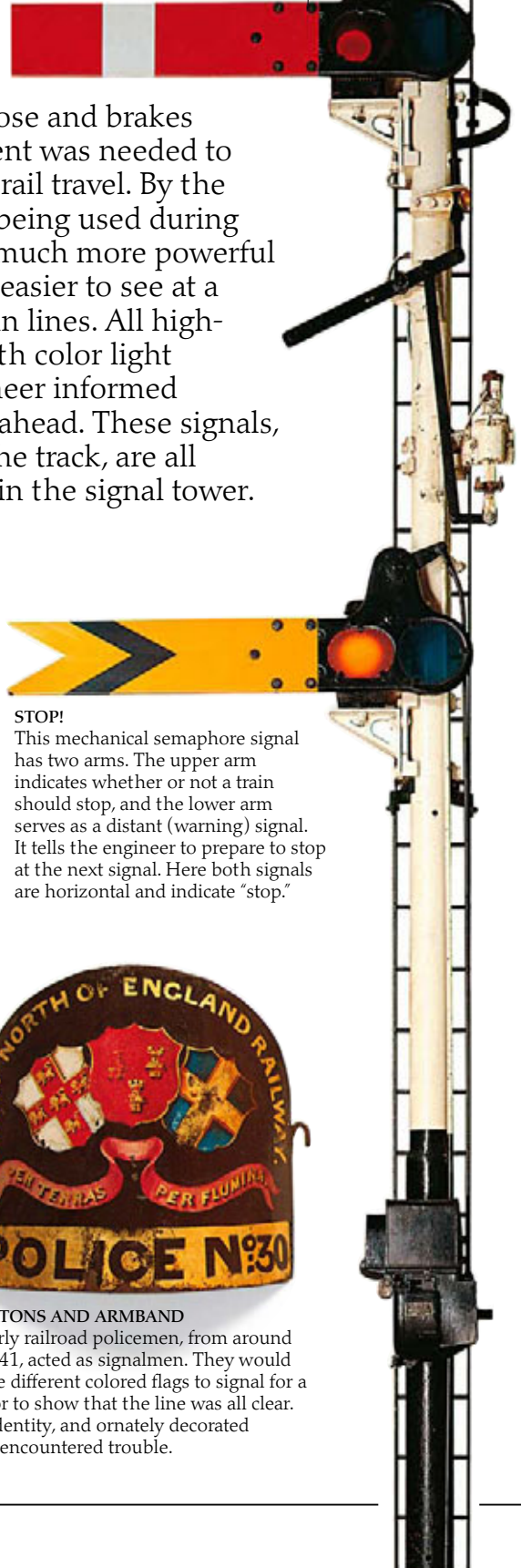
# Following the signs



**STOP THE TRAIN!**  
At small rural stations, such as this one in Australia, the train only stopped if requested to do so. Passengers wanting to stop the train were told to "wave the tin flag."

**T**RAIN ENGINEERS ARE FACED with an array of signals along the line. Without these, they risk colliding with other trains, as often happened in the early days of the railroads. The first train engineers obeyed hand signals given by railroad policemen. Later, mechanical signals imitated the same hand signals. As average train speeds rose and brakes improved, more sophisticated equipment was needed to improve the smoothness and safety of rail travel. By the 1920s, electric color light signals were being used during both day and night. These lights were much more powerful than the old oil lamps and were much easier to see at a distance, especially at night on fast main lines. All high-speed main lines are now equipped with color light signals, which keep the engineer informed about the state of the line ahead. These signals, and the switches along the track, are all automatically indicated in the signal tower.

Red, square-ended arm is horizontal, meaning "stop"



**STOP!**  
This mechanical semaphore signal has two arms. The upper arm indicates whether or not a train should stop, and the lower arm serves as a distant (warning) signal. It tells the engineer to prepare to stop at the next signal. Here both signals are horizontal and indicate "stop."



Signalman's badge

**IDENTIFICATION**

Most people working on the railroads have always worn badges as part of their uniform, to indicate who they are.

**SIGNALING LAMP**

In the past the conductor would signal to the engineer at the station with a flag during the day and an oil lamp at night. The glass in this oil lamp could be rotated to give a green (go), red (stop), or white (general use) signal.



Three-aspect conductor's lamp



**BATONS AND ARMBAND**

Early railroad policemen, from around 1841, acted as signalmen. They would use different colored flags to signal for a train to stop, proceed with caution, or to show that the line was all clear. They also wore armbands for clear identity, and ornately decorated truncheons at the waist in case they encountered trouble.



Road barrier—comes down across the road when train is due




**LEVEL CROSSING**  
Most intersections between road and railroad in the US have no road barriers. They are protected by alternately flashing lights and a ringing bell.


*Yellow "distant" warning arm is horizontal, meaning "proceed with caution"*




**PROCEED WITH CAUTION**  
The "stop" signal is raised but the "distant" (warning) signal remains horizontal. This means the train may proceed with caution, but the engineer must be prepared to stop at the next red signal, which may be at the "danger" (horizontal) position.



**DWARF SEMAPHORE SIGNAL**  
Small "dwarf" signal arms were used for switching trains. This example is operated by a combination of electricity and a pneumatically operated arm, which is moved up and down by compressed air.



**ACCIDENTS WILL HAPPEN**  
Sometimes, the best signaling systems cannot prevent human error or brake failure.



*Yellow "warning" arm is raised, meaning "all clear"*

**ALL CLEAR**  
When both signals are raised, it means that the line ahead is clear. The engineer may proceed with his train at normal speed.



**TRAIN APPROACHING**  
On approaching a large junction station at the beginning of the 20th century, engineers were faced with a complicated array of signals and trackwork. Great care was needed to read the signals correctly.



**MODERN LIGHTS**  
Signals that use LEDs (Light Emitting Diodes) are brighter and need less maintenance than signals that use conventional bulbs. For this reason, railroads all over the world now use LED signals despite the fact that they may be initially more expensive.






**PICKING UP**  
This cigarette card shows local mail, packaged in a leather bag, being picked up at speed by a long-distance Traveling Post Office train.

# Post haste


**T**HE TRAVELING POST OFFICE VAN was designed to handle all the jobs that were carried out in a normal post office—while the train sped along. Without having to stop, the postal van could automatically pick up mail from specially designed trackside apparatus. It was then sorted and put into dispatch sacks for different destinations along the train's route. These sacks were automatically dropped off into trackside nets. The equipment for collecting and dropping off mail was located at one end of the vehicle, the rest of the van being devoted to sorting tables, pigeonhole racks, and sacks for sorted mail.



**AMERICAN MAIL**  
This classic American locomotive from the 1870s is hauling a mail train. Mailbags are being thrown out for collection, while others prepare to collect a similar bag hanging from a post as the train passes by.

*Mailbox for late letters. Letters posted here carried an extra fee*

*Mail to be collected by train*



**TRACKSIDE EQUIPMENT**  
Mail to be picked up by the train was suspended beside the track in a pouch, which was swept into a net put out from the van just before the collecting point. Mail to be dropped from the train was hung in a pouch from the end of an arm, which swung out just before reaching a trackside collecting net.

*Fixed trackside net collects mail pouch from arm lowered from train*






**WHAT GOES WHERE?**

Incoming mail was emptied from sacks onto the sorting table (left of picture), and individual letters were hand-sorted into pigeonholes. When there were sufficient letters for one destination, they were tied in a bundle and put in a dispatch sack (right of picture). The sack was dropped off en route or at the end of the journey.

*Pigeonholes for sorting letters*



**ROAD TO RAIL**

Sending mail by rail requires cooperation between the railroads and local postal services. Here, the mail van delivers mail to a main-line station. The local train then takes the mail to a main-line station, where it is put aboard a long-distance passenger train or Traveling Post Office train.



**SWIFTLY BY POST**

The "Irish Mail" between London and Holyhead was the oldest named train in the world. It ran from 1848 until 1985, carrying mail from London en route to Dublin. The train also carried passengers, and sleeping accommodation was provided.

*Net picks up mail bag from trackside*

The apparatus for exchanging mail bags from a moving train was last used in 1971



*Leather bag with sorted mail to be dropped off*

Traveling Post Office van, 1885

**POST OFFICE ON WHEELS**

In 1838, with the arrival of a regular railroad passenger service in Britain, it was decided that the Royal Mail should be carried by rail, rather than by fast mail coaches. The railroad postal service developed rapidly. In the US, the first specially built railroad Post Office car came into operation in 1864. The railroads are still used today by mail services around the world, in conjunction with road and air transportation.



**POST BY RAIL**

The strong association between trains and mail is illustrated by this 1974 Liberian postal stamp. The train is British Rail's "Experimental" Advanced Passenger Train, which was retired in 1976.



# Electric trains

THE POTENTIAL OF ELECTRIC POWER was understood in the early days of steam, but people had not yet figured out how to harness this power to drive trains. Engineers developed the first electric trains toward the end of the 19th century, and experimented with varying voltages of electric current. Some locomotives collected power from overhead cables, while others took power from a third "live" rail on the track. Electric locomotives have many advantages over steam and diesel power. They are faster, quieter, and easier to run. Although building an electric railroad or electrifying an existing one is expensive, these lines are both economic and efficient and the extra costs are justified on busy lines such as the subway, rapid transit systems, and commuter services around the world.

**EARLY DAYS OF ELECTRICITY**  
The first practical electric railroad was designed and operated in 1879 by German engineer Werner von Siemens, at an exhibition in Berlin. His locomotive could pull 30 passengers at a speed of 4 mph (6.5 kph).



**AMERICAN FIRST**  
The first electric locomotives to be used on an American main line were introduced on the Baltimore and Ohio Railroad in 1895 on a section of line 3¼ miles (6 km) long. This short route passed through many tunnels, which had easily filled with fumes when steam locomotives worked the line.

The pantograph is the "arm" on top of many electric locomotives and trains. It collects the electric current for the driving motors from the overhead power line.



**LE MISTRAL**  
This classic French train was hauled by a powerful electric locomotive. It was famed for its very comfortable, smooth, high-speed service between Paris and Nice. The stainless-steel carriages included a full restaurant car, buffet, and lounge cars.







**VERY, VERY FAST**

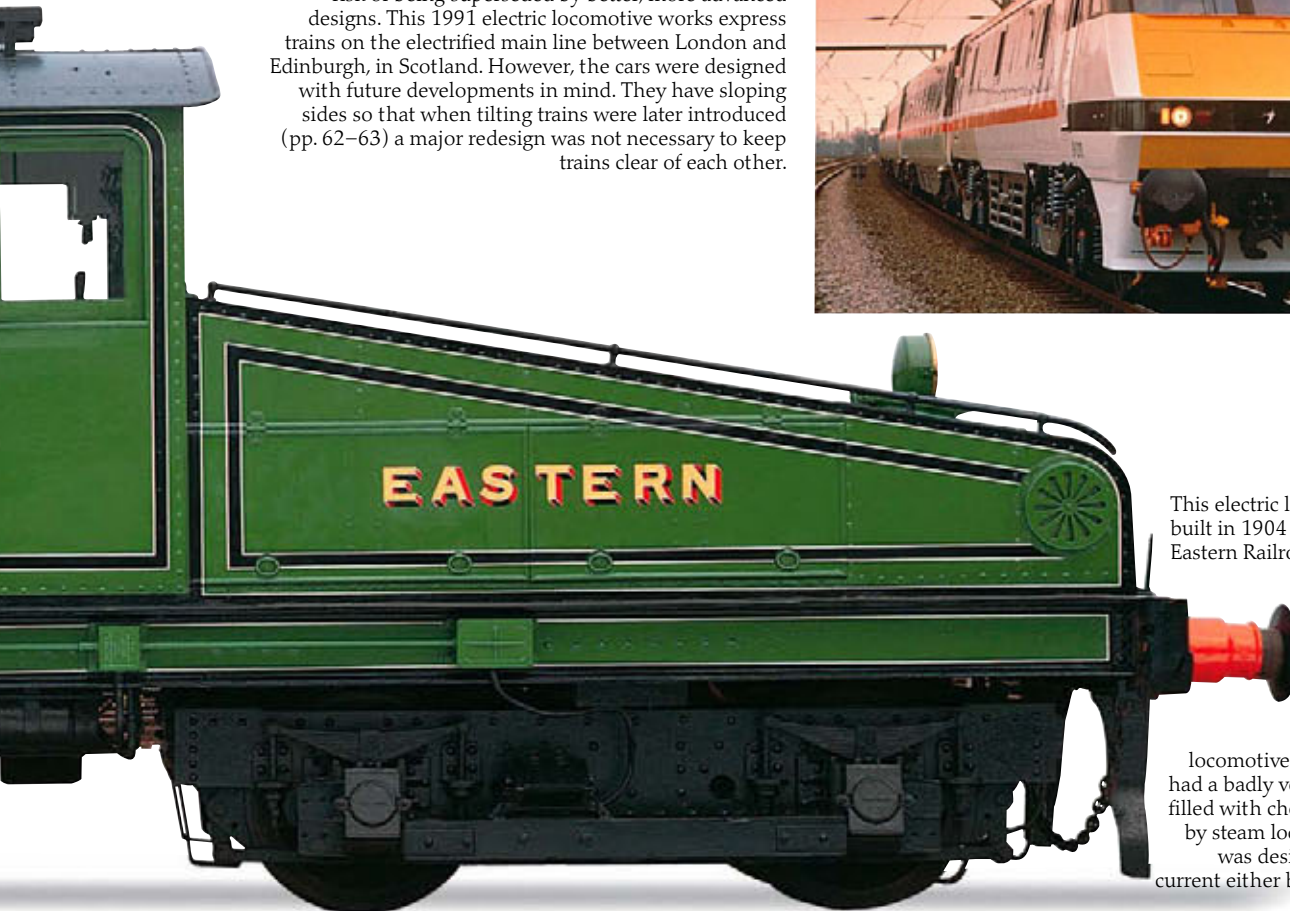
The fastest passenger train in the world is the TGV (*Train à Grande Vitesse*), a French high-speed electric train (pp. 46–47) that broke the World Rail Record in 2007, reaching 357 mph (574.8 kph). The orange TGV was the first one, introduced in 1981. It runs on tracks that were designed for the exclusive use of the train—they do not have slower passenger or freight trains on them. One TGV unit is made up of eight cars with an electric locomotive at either end. Its modern design and powerful motors allow the TGV to maintain a high speed, even on steep gradients. This allowed tracks to be built over, rather than through, the landscape, so reducing construction and maintenance costs.

**SWIFT AND SAFE**

The French railroads used eye-catching posters to advertise their new electric services in the early 1900s. This poster, in the art nouveau style, promoted the fast, clean electric trains running on a local service from Paris to Versailles.

**INNOVATIONS**

Because of the rapid progress in electrical engineering, the latest designs for electric locomotives always run the risk of being superseded by better, more advanced designs. This 1991 electric locomotive works express trains on the electrified main line between London and Edinburgh, in Scotland. However, the cars were designed with future developments in mind. They have sloping sides so that when tilting trains were later introduced (pp. 62–63) a major redesign was not necessary to keep trains clear of each other.



This electric locomotive was built in 1904 by the North Eastern Railroad, England

**EARLY ELECTRIC LOCOMOTIVE**

This electric locomotive was built to replace steam locomotives on a freight line. The line had a badly ventilated tunnel that easily filled with choking fumes when worked by steam locomotives. The locomotive was designed to collect the electric current either by overhead pantograph or from a third “live” rail.






Rudolph Diesel

# Diesel power

THE INVENTION OF THE diesel-powered locomotive, along with the electric locomotive, signaled that the age of steam was drawing to a close. The first diesel engine was demonstrated in 1893 by the German engineer Dr. Rudolph Diesel, who went on to build the first reliable one in the world in 1897. In most diesel locomotives, the engine powers a generator that produces an electric current. This drives electric motors, which turn the wheels. Diesel-powered trains are used worldwide, particularly on less busy lines where electrification is not economical.



Fan cools generator

**THE DIESEL ENGINE**  
Unlike a steam engine, a diesel engine does not usually drive the locomotive's wheels directly. Instead, it generates electricity that is used to turn the wheels. In the engine, heavy diesel oil is injected into a cylinder of hot, compressed air. The fuel ignites, and the energy released pushes a piston, which drives the generator. The generator makes electricity, which drives a motor that turns the wheels.

Generator produces an electric current, which is used to drive the wheels

Diesel engine drives generator

Prototype British Rail *Deltic* diesel-electric locomotive, 1956







**SNACK TIME**

Train engineers have always taken a quick snack and hot drink along the way. The lunch box and "mash can" here were used by British engineers in the days of steam.

"Mash can" for hot drinks



Plastic top protects from grease and dirt

**ENGINEER'S CAP**

Traditional steam-engine engineer's caps like this were seen as a badge of seniority. They were also very useful in keeping soot and coal dust out of the hair.

**TRANS-EUROP-EXPRESS**

Major European cities were linked by an international luxury express service, the TEE, which was particularly useful for businesspeople wanting a fast, reliable, and comfortable intercity service. The self-contained diesel-electric trains on these lines only catered for first-class passengers.



**DIESEL RECORD**

One of the first successful high-speed diesel trains was the *Zephyr* of the Burlington Route, introduced over the 1,000 mile (1,600 km) route from Chicago to Denver in the mid-1930s. In 1936, it set a start-to-stop average speed of 83½ mph (134 kph), which is still a world record for a sustained rail speed on a run over 1,000 miles (1,600 km).



**TIME SAVER**

High-speed diesel-electric trains, such as this British Rail High Speed Train, are designed to save time and labor. Instead of the traditional set of cars hauled by a locomotive, the cars travel between two diesel-electric power cars. At the end of the journey, the locomotive does not have to be replaced.



East German stamp featuring a diesel locomotive for switching and local freight services

**PROTOTYPE LOCOMOTIVE**

When this *Deltic* diesel-electric locomotive was built in 1956, it was the most powerful diesel-electric single-unit locomotive in the world. The *Deltics* successfully replaced the powerful streamlined steam locomotives of the *Mallard* type (pp. 46–47) on the East Coast main line between London and Edinburgh in 1961. In the 20 years that they worked this line, they each ran more than three million miles. Diesel-electric locomotives have proved to be far more powerful than the steam locomotives that preceded them.



# Long distance by train



Early sleeping cars had flexible curtains, allowing complete privacy

WHOLE CONTINENTS WERE OPENED UP by the building of long-distance railroads. Early journeys on these railroads were often slow and uncomfortable. But they were an improvement on what, if anything, had been available before. The facilities on long-distance trains slowly improved, specially in the US, with heating, special cars for sleeping, and eventually dining cars being introduced. Today, most businesspeople fly on longer journeys to save time. Long-distance trains, however, remain increasingly popular with tourists. For those who are not in a hurry, traveling by train is an excellent way to see much of a country.




**TRANS-SIBERIAN EXPRESS**  
The passenger train between Moscow and Vladivostok—*The Russia*—makes one of the longest regular train journeys in the world, 5,778 miles (9,297 km), taking eight days in all.



## STRAIGHT AND NARROW

The first through-running service from Sydney on the east coast of Australia to Perth on the west coast was introduced in 1970. The luxury *Indian Pacific* train covers the 2,461 mile (3,968 km) route, including the world's longest length of straight track—297 miles (478 km)—in three days.



## BLUE TRAIN

A luxury train has run between Cape Town and Pretoria in South Africa since 1903. In 1939, the *Blue Train* was introduced on this 956-mile (1,540-km) stretch and is now regarded as the most luxurious train in the world.

Containers for tea and coffee



Kettle

Kerosene burner

Saucepan

## SNACK TIME

As train speeds increased, station stops for refreshments were greatly reduced, or abandoned altogether. Passengers took to bringing their own food in picnic baskets, such as this one containing tea-making equipment. Self-catering on trains remained popular even after the introduction of dining cars in 1879.



Strap prevented occupant of upper berth from falling out during stormy night passages

Rack for luggage and bedding when bed is folded up

Cupboard containing bottle of drinking water and glass

When covered, washbasin makes a small table

Ladder to upper berth



Toilets and washbasins were provided on sleeping cars



**WAGONS-LITS CAR**

The Wagnons-Lits Company was founded in 1876 and operated high-quality sleeping cars and dining cars across Europe, including the *Orient Express*.



**TRAIN FERRY**

The Dover-Dunkerque train ferry linking England with France came into service in 1936. The ferry ceased running in 1995 and all freight traffic now goes by train or via the Channel Tunnel. Train ferries for passenger cars do still run but are rare.

**SLEEPING OVER**


Passengers were able to travel in comfortable sleeping cars from the 1860s in the US, and from the 1870s in Europe. This two-berth compartment on a 1936 Wagnons-Lits sleeping car traveled overnight between London, Paris, and Brussels. When the beds were not in use, the lower berth was converted into seats. Trains on this route crossed the English Channel on board a train ferry.



Eating lunch in the dining car



Super Chief ticket of 1938



**SUPER SERVICE**

The *Super Chief* service traveled between Chicago and Los Angeles. It established, with the help of gourmet food and a Hollywood clientele, a reputation as the best long-distance train in the US.



Royal coat of arms on "Gladstone"



# Royal trains


SOME OF THE MOST SPLENDID railroad cars ever built were constructed for the British Royal Family. Since the first royal railroad journey in 1839, the Royal Family has traveled by train when making longer civic and family journeys around Britain. The railroads offered greater comfort, space, and privacy than road transportation. When built, the royal cars represented the latest in design, furnishing, and technology. Royal trains are still used today.



GLADSTONE'S LAMP  
Oil head-lamps on locomotives pulling royal trains were often decorated like this example from Gladstone.

## ROYAL REGALIA

Locomotives that were used to haul royal trains, like *Gladstone* (above and below), were specially cleaned and prepared. They usually carried elaborate decorations such as cast-metal coats of arms and flags. It is even said that in the 19th century the coal was painted white!



By day the Queen sat in the coupé compartment, which had end windows

Attendants' compartment



## ROYAL STATIONS

Queen Victoria was a regular train traveler and made many civic visits by railroad. Some stations were built especially for royal use, such as this one at Gosport, which the Queen used when traveling to her residence on the Isle of Wight. The station was richly decorated for her arrival, and she was always greeted with pomp and ceremony.

## QUEEN ADELAIDE'S CARRIAGE

The first royal carriage was made for the Dowager Queen Adelaide in 1842. The design was based on three stagecoach compartments and was the state of the art in the field of passenger car construction at the time. The interior was beautifully furnished and upholstered by craftsmen. It is thought that the Queen traveled during the day in the end (or coupé) compartment, with close attendants in the middle compartment.







**QUEEN VICTORIA'S DAY CARRIAGE** *above*

No expense was spared when equipping the royal carriages. The decoration of the day carriage was the personal choice of the Queen when it was built in 1869. The wood is bird's-eye maple, the upholstery is blue watered silk, and the ceilings are covered in white quilted silk. The car was originally lit with oil lamps, but in 1895 newly developed electric lighting and bells for calling attendants were added. It is said that the Queen preferred oil lamps and specially requested that they be kept as well.



**QUEEN VICTORIA'S LAVATORY**

Much attention was paid to the smallest of rooms. This toilet and washing compartment was beautifully furnished in maple and silk.



**KING EDWARD VII'S SMOKING COMPARTMENT**

Edward liked to relax in this wood-paneled compartment in his 1902 car. It contained the latest electric fans, heaters, and even cigar-lighters.

*Sleeping compartment*



**STRETCHING OUT**

At night the Queen would transfer from the coupé to the compartment at the other end, where the cushions could be rearranged into a bed. The box-like extension (the "boot") at the end of the carriage provided extra room for feet and legs.



**QUEEN ALEXANDRA'S BEDROOM**

On the wall above the Queen's bed were a number of buttons. She could use these to summon any of her servants to her royal bedside during the night.



**QUEEN MARY'S DAY COMPARTMENT**

The day compartment was one of several compartments in the Queen's carriage. She also had a dressing room, bathroom, and bedroom.




# Record breakers



TRAINS HAVE OFTEN been involved with spectacle, publicity, and competition—especially in setting speed records. For Britain and the US, breaking the speed barrier of one hundred miles per hour was a special target. This target was reputedly met in 1893, when an American locomotive was claimed to have reached a speed of 112.5 mph (181 kph), and in 1904, when a British locomotive was timed at 102 mph (164 kph). However, serious doubts were subsequently cast on both these claims. From the early days of steam right up to the present day, speed records have been, and still are being, set and broken as countries compete for the absolute record for a standard train.

## FAST MOVERS

The first steam engines designed to run at 100 mph (161 kph) on every trip were those of the 1935 *Hiawatha* service, covering 412 miles (663 km) between Chicago and Minneapolis/St. Paul. The service holds the world record for the fastest-ever run between two stations on a scheduled service with steam power—it averaged 80 mph (130 kph) over an 80 mile (127 km) stretch.



Steam train of the *Hiawatha* service



## THE BEST EVER

The brass plaque attached to the side of the boiler of *Mallard* commemorates the world speed record for a steam locomotive set on July 3, 1938.

*Mallard* is a streamlined Pacific-type steam locomotive built by the London North Eastern Railway at Doncaster in 1938





#### LIKE A BULLET

When opened in 1964, the Japanese electric Shinkansen, or “new high-speed railway,” between Tokyo and Osaka was the first in the world of a new generation of high-speed railroads built exclusively for intercity passenger trains.




The first regular Shinkansen service, in 1965, traveled at an average speed of 101 mph (163 kph), with a maximum of 130 mph (210 kph)



#### INTERCITY EXPRESS

This German electric high-speed train was introduced on a number of services in 1991. The ICE mainly runs on upgraded existing lines, although special high-speed tracks are also used. During tests on these high-speed lines, the ICE set a German high-speed record of 252 mph (404 kph), which was a world record for a short time.




#### THE FASTEST EVER

The TGV (*Train à Grande Vitesse*), a French electric high-speed train, was introduced in 1981 between Paris and Lyon and extended over the years. TGVs run on specially designed tracks in the country traveling at up to 200 mph (320 kph) and join the standard railroad near their destination to access existing stations. In 2007, a modified TGV achieved a world record of 357 mph (574.8 kph) on the new Paris to Strasbourg LGV line.

#### LOCOMOTIVE NO. 999

In 1893 the New York Central Railroad claimed that its steam locomotive No. 999 had become the first to exceed 100 mph (161 kph), when it reached 112.5 mph (181 kph) while working the *Empire State Express* near Batavia, New York. However, this record is no longer recognized internationally.



#### STEAM RECORD

The streamlined locomotive *Mallard* was designed by British engineer Sir Nigel Gresley. On July 3, 1938, *Mallard* set a world speed record for a steam locomotive of 126 mph (203 kph). It was pulling a special train, including a speed-recording car, down a gradient on the main line between London and Edinburgh. This record still stands.








# At the station

**T**HE FIRST STATIONS were little more than a wooden shelter next to the tracks and platforms. Passengers were able to buy tickets and wait for the train there and get on and off the train. Today, some small rural stations are still very simple buildings, providing little more than a ticket counter and a waiting room. But where the railroad station is in a major town or city, services offered range from porters for luggage to snack bars and restaurants to parking lots and connections with road and other rail transportation. Very often, the station is the largest building in town, built on a grand scale, with imposing architecture in styles from all ages, from classical to ultra-modern.



A large clock is often the focal point of a station

**RAILROAD TIME**  
For a railroad to operate successfully, trains must run on schedules. In the early days, countries with a large east-west spread, like the US, presented timekeeping problems. Eventually, these countries were divided into different time zones, so the time changes whenever a train crosses into a new zone.



**COUNTRY STATION**

Simple stations in rural areas often have a very low platform, or none at all. Passengers enter or leave the train by climbing onto steps on the carriages. Road wagons reverse up to the freight cars, or use the low platform to load and unload.

**TRANSPORTATION FOR ALL**  
Before road and air transportation had developed, the railroads were used for transporting all kinds of goods. This enclosed cart was used for transporting coffins to and from the train.



**GRAND CENTRAL STATION**  
Information boards on the station concourse show passengers where and when trains are arriving and departing. New York's Grand Central Station, the largest station in the world, has a huge cavernous concourse.







Late 19th-century pocket watch

**TIME IN HAND**

The operation of trains to a strict timetable meant that key staff, as well as stations, had to have an accurate timepiece. Stations had large clocks, and railroad staff were provided with fob watches.



**WATERLOO STATION**

Large stations are designed so that hundreds—or even thousands—of travelers can quickly board or leave their train, all at the same time, during peak hours.



Simple metal whistle



**WHISTLE STOP**

Simple whistles made from wood or metal were used by platform staff for communication, usually to tell the driver when a train was ready for departure.

Railroad uniform button forms part of this whistle



**SPECIAL DELIVERY**

In the 1920s and 1930s the railroads provided a complete transportation service, ferrying freight to and from stations using their own road vehicles. Bicycles were used for delivering small packages locally.



**LANDMARKS**

Major stations, such as the *Gare de Lyon* in Paris, were designed to provide easy access for road traffic bringing freight and passengers. Their imposing architecture made such stations a familiar landmark.



**THE ROMANCE OF STEAM**

The days of steam are often portrayed as a romantic age. The classic film *Brief Encounter* is based on a chance meeting at a railroad station shortly after World War II.



**LISTEN FOR THE BELL**

Handbells were rung to announce the arrival of a train in the days before electricity was available to operate electric bells.

London, Chatham and Dover Railway insignia



Japanese railroad tickets

A first-class ticket to Basra in Iraq

**TICKETS PLEASE!**

All around the world, passengers have to buy a ticket for their journey. Tickets are proof that a passenger has paid their fare. A ticket inspector marks the ticket with a clipper so that it cannot be used again.



# Running the railroad



British porter's cap badge



Russian railroad worker's badge



Chinese railway worker's badge

Great Western Railway fireman's helmet



## SAFETY FIRST

The railroads ran their own fire service, trained to deal with any special hazards which might arise. The service had its own equipment and uniform.

IN ADDITION TO THE FAMILIAR FACES of the station and train staff, many more people are required to run a railroad. At the center of railroad activities are the commercial departments. In liaison with top management, they specify the type, frequency, and speed of passenger and freight trains needed. It is then the job of the operating department to meet these demands. The technical engineering department must provide the necessary equipment, while the civil engineering team ensures that the track and fixed structures are in working order. All this work is supported by many specialized departments, ranging from timetabling and accounts to marketing and publicity.



**OILING THE WHEELS**  
Steam train engineers were responsible for checking that their locomotive was in working order.



## SMOOTH OPERATION

The railroads need a wide variety of workers in order to run smoothly. For this reason, the railroads have traditionally been among the biggest employers in many countries.

In Britain, station masters are now known as area managers and are responsible for a number of stations



## TRAVELERS' HELPER

In the past, railroad companies owned many of the station hotels in big cities or at major junctions. The hotel porter assisted passengers arriving or departing from the hotel.



## STATION MASTER

The station master had an important role. He was in charge of all aspects of running his station and had to ensure that trains arrived and departed promptly.



When the horn was blown, the men stepped clear of the track and waited for the train to pass

This horn sounded a distinctive note that could not be confused with a conductor's whistle



Lookout man's brass horn



The railroad track was known as "the right of way"

The hose is attached to the dining car's water tank

**"THE RIGHT OF WAY"**

A great deal of organization and effort went—and still goes—into maintaining the railroad track so that trains could make a safe and smooth journey. In Britain, the lookout man, in charge of the working team, would blow the horn to warn them of an approaching train.



**INDISPENSABLE**

Even today, with modern electrical equipment, the signal engineer has an important role, especially on busy lines. However, all signal equipment is designed to be "fail-safe" by displaying red stop signals if it fails to work.

**FILLING UP**

In the short time that a long-distance express train stood at a station, it would have to be stocked up with enough food and water to last until the next refueling stop. This water carrier was used to replenish the tanks for drinking water in dining cars.

The tanks for the restrooms would be refilled using hoses linked to local water supplies.

When the wheel turns, it pumps water through the hose

**TOOLS OF THE TRADE**

This oil can was designed for filling oil lamps. The broad base makes it difficult to knock over.




Oil can from around 1890

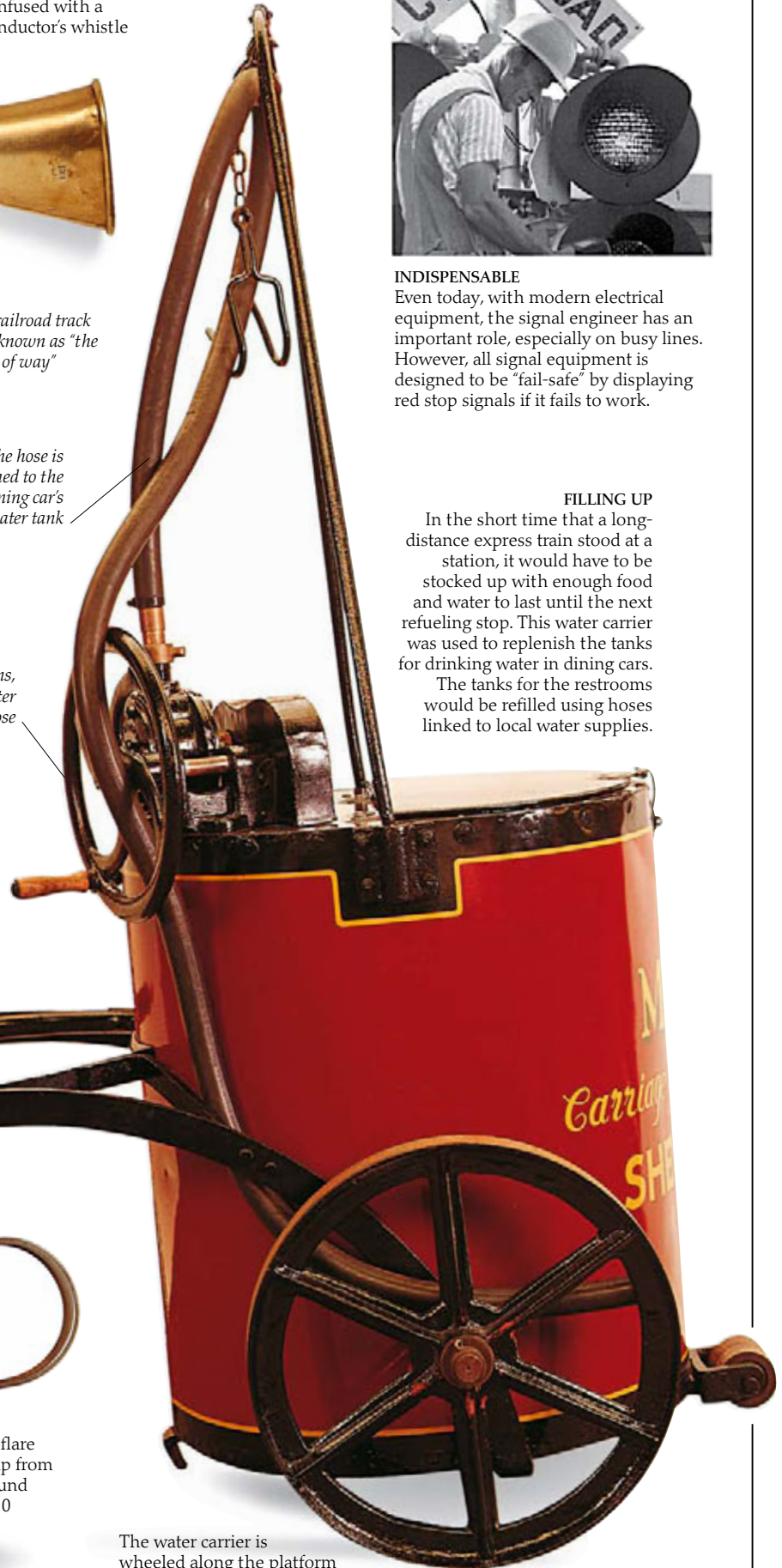
Thick, multi-stranded wick

**LIGHTING UP**

Flare lamps provided light before electric battery lamps were introduced. Oil was kept in the body of the lamp and was burned at the end of the wick. The lamp warned of hazards in yards; it was also used for inspecting steam locomotives.




Oil flare lamp from around 1900



The water carrier is wheeled along the platform





# Still in steam

**T**ODAY, steam locomotives still operate in a handful of places on ordinary trains, particularly in heavy industry and especially in Asia. In most parts of the world the days of the steam locomotive are a thing of the past. Cleaner, more efficient diesel and electric

power have taken their place. However, plans exist to build more efficient and modern steam locomotives and some have recently been built for service on tourist lines in Switzerland. Elsewhere, the enthusiasm for steam locomotives has kept them alive. Hundreds of steam locomotives throughout the world are owned by private railroad preservation societies and transportation museums, and many have been carefully restored to working order. They are used to pull trains on preserved lines or on the quieter scenic lines of national railroad networks, for tourists and enthusiasts.



## KEEPING ON TRACK

Until recently steam trains still worked the main lines in India. Most narrow gauge locomotives, such as this one from India's South Eastern Railway, were imported to India from France, Germany, and Japan.

## STAR EXHIBIT

*Evening Star* was the last steam locomotive built for British Rail, in 1960. It was intended for freight work, but also pulled passenger and express trains in the 1960s. It was withdrawn from service in 1966, and is on display in Britain's National Railway Museum in York.



## TOURIST ATTRACTIONS


Today, many steam railroads are tourist attractions. Some, such as the narrow gauge Llanberis Lake Railway in Wales (above), are modeled on working railroads that no longer exist. Others use the original routes of old railroads.






**PRESERVED STEAM**

The US was quick to turn from steam power to electric and diesel power. There are, however, an increasing number of steam locomotives preserved in working order. Train enthusiasts can ride on some of the spectacular main-line classic routes, or on local lines. Steam locomotives are also demonstrated at museums or private steam centers.




Preserved locomotive of Fort Worth & Western Railroad

The building of new steam locomotives in China only ceased at the end of the 1980s



**ZIMBABWE'S STEAM REVIVAL**

In the late 1970s, Zimbabwe Railways refurbished a number of its British-built Beyer-Garratt steam locomotives. This was due to the plentiful supply of Zimbabwe coal and the wish to be independent of expensive imported oil used to fuel diesel locomotives. For this reason, Zimbabwe has attracted railroad enthusiasts from all over the world, to see and photograph one of the most powerful working steam locomotives in existence.



**LONG LIVE STEAM**


Railroads form the backbone of public transportation in China. At the beginning of 1990 there were some 7,000 steam locomotives, compared with 4,700 diesel and 1,200 electric. Now only a few steam locomotives run on industrial lines.

**VETERAN LOCOMOTIVES**

Although most steam locomotives were taken off main railroad lines in India and Pakistan a decade ago, there are still a few tourist steam trains operating there, and locomotives, such as an old British tank engine, attract enthusiasts from all over the world.







# All decked out

**R**AILROADS WERE ESTABLISHED in the 19th century, an age familiar with elaborate decoration, so it is not surprising that they, too, were highly decorated. Imaginative displays helped to promote the services the railroad provided. Colorful signs on tunnel entrances and decorated stations also reassured the public, who were not familiar with traveling by rail. As competition grew between the different railroad companies, decorations sporting the name of the company were applied to most railroad property, large and small. These decorations were often in the form of a coat of arms or a monogram of the company's initials. Huge, colorful cast-iron plaques were hung on railroad bridges, and company initials were even to be found on the heads of copper nails for slate tiles.



**COAT OF ARMS**  
The ornate coat of arms of the Midland Railway featured a winged monster, as well as the emblems of the major cities served by the railroad.



**EXPRESS TRAIN HEADBOARD**  
The headboard displayed the name of the train. It was fastened in front of the smokestack of the steam locomotive hauling the train.



**TGV NAMEPLATE**  
Many of the French TGV trains' powercar units are named after cities served by these trains.




**UNIQUE TRAINS**  
Locomotives working special trains were often decorated with badges or headboards created especially for the occasion.



**LION CREST**  
This crest was displayed on British Railways locomotives and cars during the 1950s.

Boston  
builder's  
plate



**WORKS PLATE**  
Most locomotives carry a builder's plate that gives the building number and date, as well as the name, and very often the location of the manufacturer. This plate also carries the name of the company's president.



Southern  
Railway  
nameplate

**FAMOUS NAMES**  
Many locomotives have carried names of one kind or another. These have ranged from contemporary and historic figures of all kinds to directors of the railroad to names of places served by the railroad.



**BRASS NAMEPLATE**

This cast brass locomotive nameplate was one of several that commemorated the countries of the British Commonwealth.

*London and North Eastern Railway nameplate*



**KNIGHT OF THE GOLDEN FLEECE**

This classical name was carried by an express locomotive of the Great Western Railway.




*The crown indicates that the railroad was the only one in Canada operated with a Royal Charter*

*The headboard carried the name of the service*



**GOLD COAST RAILROAD**

The coat of arms of the Gold Coast Railway featured an elephant, a familiar sight in this West African country, now known as Ghana.



**NUMBER PLATE**

This brass number plate is from a 1902 locomotive belonging to the Canadian Dominion Atlantic Railway.



**WHAT GOES WHERE?**

The headboard and nameplate were carried on the locomotive. The railroad company's coat of arms was displayed on the locomotive and on the cars.



**GOOD PUBLICITY**

Locomotives were, and still are, named after towns and cities served by the railroad, as seen in this nameplate carried by a London Midland and Scottish Railway locomotive.

*Scottish flag*

*English flag*

**CALEDONIAN HEADBOARD**

The shields on this headboard carry motifs of the flags of England and Scotland.



**LOCAL WILDLIFE**

Railroad coats of arms often included images of local interest. A black swan was the symbol of the Western Australian Government Railways from 1890 to 1976.



# Traveling underground



**OIL HAND LAMP**  
Hand lamps similar to this one have been used by London's conductors and signalmen for years.

THE SUCCESS OF THE RAILROADS in bringing people and business to large cities also led to congestion in the streets. In London this led to the building of the world's first underground railroad in 1863, connecting the main line station of Paddington to Farringdon Street in the city center. This steam-powered railroad, which ran just below the streets, was built using the "cut and cover" system—digging a trench and then covering it to form a tunnel. Despite the smoky atmosphere, it was quicker and more convenient than road travel. Later developments, such as ways of digging deeper tunnels, electric locomotives, better elevators, and escalators, allowed routes to be built deep beneath the center of London. The system became known as the "tube." The great advantages of electric underground railroads encouraged other cities around the world to develop their own




**DRIVERLESS TRAINS?**  
Most modern rapid transit systems, such as the Metro in Washington, D.C., are ideal for automation. This is because they have a steady flow of traffic and there is no disruption by slower freight trains or faster express services. The entire network is run by a central computer-based control system, and the trains need no motormen.



**EARLY DAYS**  
Early impressions of the first underground steam railroad show trains traveling through spacious tunnels, into which some natural light filtered. In reality, the smoke and fumes made traveling by underground train dirty and unpleasant.

systems. Subways continue to be built—and existing lines extended; in Beijing, China, the new Line 5 opened in 2007.



**LUXURY FOR ALL**  
The first underground railroad in Moscow opened in 1933. The imposing stations were famed for their luxurious decor.



The engineer stood here

Water tank

Guard rail keeps track clear of small obstacles





**ALL PACKED IN**  
Underground cars have automatic sliding doors and wide aisles to provide as much space as possible for commuters, both seated and standing.



London Transport badge with heraldic griffins, from early 1930s

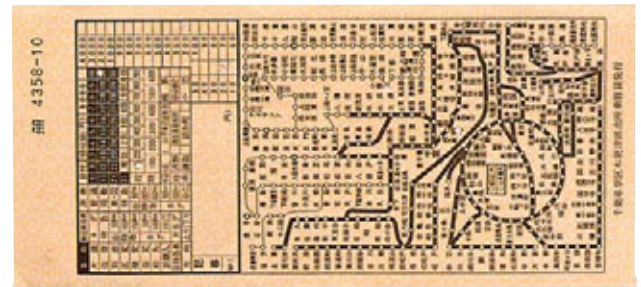

**UNIFORM BADGE**  
Striking badges worn as part of their uniform make underground railroad staff easily recognisable.

**PARIS METRO**

The subway opened in Paris in 1900 and was called the *Metro*. *Metro* stations are very close together and easily recognizable by their signs. Any point in the city center is within comfortable walking distance of a station.



**READING THE MAP**  
Some subway systems, such as the Paris Metro, carefully relate the route of the lines to the streets above them. This example of a London Underground map of 1927 is roughly based on a geographical map of London. Maps used today make no attempt to do this and are not to scale.



**WHERE ARE WE?**  
Japan's subway, which opened in Tokyo in 1927, is now a large and very busy system. This Tokyo subway ticket has a route map on one side.

**METROPOLITAN RAILWAY TANK LOCOMOTIVE**  
This classic underground steam locomotive was built for the Metropolitan Railway in London in 1866, only three years after the underground railroad opened. To reduce the emission of smoke and steam while working in the tunnels, this locomotive was equipped with a valve to divert smoke and steam into its water tanks. The tanks acted as condensers, stopping the smoke and steam from blowing straight up the smokestack and overpowering passengers. Unfortunately, this technique slowed down the locomotive. To make up for lost time, engineers did not always operate the condensing equipment in the tunnels. Conditions could become very unpleasant, especially during rush hour.





# Up in the air

SOME RAILWAYS DO NOT RUN ALONG the ground, as conventional railways do. Instead, they run on or hang underneath rails that are attached to overhead structures. There are two such types of railway: suspended railways, where the train hangs under a rail or rails, or “straddle” railways, where the train fits over a single rail. Suspended trains have wheels that are securely fitted onto the rails, and there is no risk of the trains falling to the ground. Trains running on the “straddle” system rest astride a single rail and are balanced and guided by side panels on either side of the rail. Overhead systems with a single rail are called monorails. The idea of having overhead railways is not a new one. Several major cities in Europe and the US operated elevated railways (conventional railways running on overhead tracks) by the end of the 19th century, and a monorail has been used in Germany since 1901. Modern overhead railways are less expensive to build than conventional railways. They offer passengers a good view and avoid conflict with ground traffic, something neither conventional rail or road systems can offer. Like conventional electric trains, modern overhead trains do not pollute the air. They are, however, very prominent and many consider them to be an eyesore; they are also noisier than street trains because of their elevated position.



**NEW YORK'S ELEVATED TRAIN**

Toward the end of the 19th century, as street congestion in large cities grew, elevated trains were seen as a cheaper and more flexible alternative to underground subways. This elevated city railway was built in New York in the 1880s.



*Second track for cars going in opposite direction*

## **MONTMARTRE FUNICULAR**

Funicular railways are a form of cable railway, used for raising or lowering loads on steep ground over relatively short distances. They were originally developed with a double track for freight work. The cable system was balanced so that loaded wagons descending on one line helped to pull up empty or partly laden wagons on the adjacent line. Most funiculars are now electrically powered and carry passengers rather than freight. The cars are attached to a common cable, and neither can move until both ascending and descending trains are ready. This funicular line in Montmartre, Paris, was built in 1900 and is still operating today with new cars.



## **OUT OF THE WAY**

The compact and flexible nature of a monorail system makes it ideal for a wide variety of uses. Monorails, such as this one at the National Motor Museum in Beaulieu, England, have often been used to transport visitors around exhibitions and theme parks. Because they are elevated, these railways can cover ground crowded with pedestrians without causing any obstruction.





**GLASGOW SAIL PLANE**

This sail plane was developed in the 1920s by George Bennie and tried out near Glasgow, Scotland. It was a suspended monorail that traveled along the track using a propeller similar to those used on airplanes. The motor to drive the propeller could be either diesel or electric. Despite the usual advantages of an overhead railway, the "sail plane" was not developed beyond the experimental stage.




**NOVELTY VALUE**

Monorails have great novelty value and are frequently used in amusement parks. This small lightweight open-car monorail operates in a Dutch zoo, where animals may be viewed and photographed in complete safety.

**THE FIRST MONORAIL**

The first commercial monorail opened in Wuppertal, northwest Germany, in 1901 and is still in operation today. The electric trains are suspended beneath the rail. For much of its 8-mile (12.9-km) journey, the railway straddles the Wupper River.



Monorails travel on a single rail, or beam



Power line

Side web of rail

**TRAIN WITH ONE RAIL**


Most modern monorails, such as this one (exhibited in Brisbane, Australia, at the Expo '88 fair), are designed so that the car straddles the supporting structure. It is balanced and guided by side panels that contain guide wheels. The car runs on electric power, which is collected from conductor strips set in the side webs of the rail, or beam. Monorails are also used in permanent locations—the train from Tokyo to Haneda Airport, Japan, a distance of 8 miles (13 km) is a monorail.

Supporting beam



# Trains for fun

NO SOONER HAD RAILROADS been invented for transportation than people began to build them, in one form or the other, for amusement. These ranged from simple toy trains for children to push on the floor to complex scaled-down versions of full-size trains. The earliest toy trains, made of flat pieces of lead, were followed by wooden trains with rotating wheels. By the latter half of the 19th century, wooden models had given way to tin-plate trains running on model tracks, driven at first by clockwork, like a wind-up clock, and later by electricity. As manufacturing techniques improved, models became more detailed to satisfy the demand for greater accuracy. The traditional children's toy increasingly became the more sophisticated miniature scale model of the enthusiast and collector. But, whether simple toys or miniature scale models, trains still fascinate children and adults alike.



Brake wagon

Milk

*These images are cut out and made into three-dimensional locomotives*

**CUT AND PASTE**  
Miniature cardboard cutout "do-it-yourself" models are an alternative and cheaper way of collecting models of famous locomotives. This example was promoted as "a workshop in a cigar box."




**SMALLER THAN LIFE**

Miniature railroads on which children and adults can ride are built just for entertainment. They have been popular since the 19th century, especially when pulled by steam engines.

## GRAND JUNCTION RAILROAD LOCOMOTIVE

This precision-engineered model is of a classic freight locomotive design dating from 1846. A good model like this has all the features of a full-size train in working order—such as oil lamps, levers, and whistles.







**THE PERFECT PRESENT**  
 Train sets have always made ideal gifts for children of all ages. A basic train set can be built up to include stations, bridges, tunnels, signals, and all the elements of a modern railroad.



1930s freight train set



Tanker wagon


Cement wagon

**TIN-PLATE TRAINS**  
 British tin-plate clockwork train sets were well-made and reasonably durable. Such sets included lengths of track and sometimes other accessories, such as points, stations, and tunnels.



**PRECISION-MADE MODEL**

Models are often made of famous locomotives, such as this mass-produced but detailed model of a heavy freight steam locomotive built in the early 1940s for America's Union Pacific Railroad. Although this model uses mostly metal materials, well-molded plastics are more often used today to provide more accurate detail and to reduce costs.



**THOMAS THE TANK ENGINE**

Paintings and photographs of railroad scenes have been widely used for jigsaw puzzles. This puzzle features Thomas the Tank Engine, the main character in an ever popular series of children's books written by the Reverend Awdry in the 1940s, and later made into an animated television series and DVD.



**BOARD GAMES**

The railroads had such a huge impact on society that the railroad theme appeared in many aspects of everyday life. Even family games, such as this French board game of the 1870s, featured the railroads.

**SCALED TO SIZE**

Accurate working scale models are usually made as a hobby by skilled craftsmen. This live steam coal-fired model, *Lady of Lynn*, is of an express locomotive that ran on the Great Western Railway in Britain in 1908.





# Into the future

**N**EW KINDS OF TRAINS and track are being developed, using new materials and more environmentally friendly power sources. In cities, trains are recognized as the main way to achieve a desired shift away from an overdependence on the car, to cut both traffic congestion and fuel emissions. This has led to many new electric rapid transit systems being built. New and existing railroads provide swift, comfortable cross-country transportation and are also helping in the fight against carbon emissions and global warming. Fast electric trains are now standard in most of the developed world, with countries such as China and India rapidly catching up. In some countries, tilting high-speed trains running on conventional lines provide higher speeds and a more comfortable ride for passengers while avoiding the extra cost of building new lines. Rail freight services are booming again, with new lines being built in many parts of the world for goods. This benefits the environment and has halted the loss of this traffic to the road.



*Shanghai Maglev  
at the Shanghai  
Pudong International  
Airport in China*

## MAGNETIC LEVITATION

This Maglev train works by magnetic levitation. Instead of traveling on wheels on a track, the passenger car (which has no wheels) hovers at  $\frac{1}{2}$  in (15 mm) above a track, propelled along by magnets. This system has many advantages—there are no moving parts to wear out, no maintenance is required, and it makes hardly any noise. The Shanghai Maglev can accelerate to 220 mph (350 kph) in 2 minutes and runs at a maximum speed of 268 mph (431 kph).

## DRIVERLESS TRAINS

Light rail transit systems, such as the Docklands Light Railway in London (left), provide a convenient and frequent service in congested city centers. The trains are powered by electricity, which is collected from a shielded third rail along the track. There are no engineers, and the trains are operated automatically by computer from a central control room.



The Docklands Light  
Railway is elevated  
above street level



*Freight trains  
carry anything  
from cars, to fuel,  
to sheep*





**TAKING THE BEND**

Tilting trains developed by the Italian Railways have recently been designed to run on high-speed services on upgraded traditional lines. When a curve is detected by the sensor controls, the train is tilted by a hydraulic mechanism to ensure passenger comfort as it goes through the curve. These electric trains have a maximum speed of 155 mph (250 kph). These trains operate on several services in Italy.



**TRIED AND FAILED**

The development of the gas turbine engine soon attracted the interest of railroad engineers. The first gas turbine locomotive was built for Swiss Railways in 1941. This picture shows a Canadian National Railway gas turbine-powered train. Like many trains of its kind, it proved to be unreliable and was withdrawn from service in the mid-1980s.

**SUPER TRAIN**

When the Channel Tunnel opened in 1994 trains ran from Waterloo. In 2007 a new terminus opened at London St. Pancras International. Eurostar electric train services currently run from London to Paris in two hours fifteen minutes and in under two hours from London to Brussels. Because of the different electrical systems used by the railroads concerned, the power cars are equipped to run from three different voltages. There are plans to extend the services.



Eurostar passenger train at St. Pancras International

*The E200 made its first journey in July 2007*

*It carries a bank of lithium-ion batteries that recharge every time the brakes are applied*



**GREEN TRAINS**

This E200 train running in Japan includes a unit with a flat screen in the passenger compartment showing how much energy is being used as the train moves. The train is designed to be environmentally friendly, using hybrid power—a motor and batteries with regenerative braking (the batteries recharge every time the train brakes). This cuts noise and emissions by up to 60 percent. The motor can be powered with hydrogen, biofuel (made from crops), or conventional fossil fuels.

*Two freight containers sit on top of each other*

**DOUBLE DECKER**

This double-stack container train is carrying freight on the Cajon Pass in California, on the BNSF Railway. Double-stack container trains carry much more freight than conventional trains, giving a saving in fuel costs per unit, as well as avoiding the major costs of adding tracks to rail routes. The railroad is a key part of the world distribution network for goods.





# Great train journeys


**MORE THAN 800,000 MILES (1.3 million km)** of track cross the Earth's landscape, and each year passengers travel over 1,367 billion miles (2,200 billion km) on the world's trains. You can take in spectacular scenery on long-distance trains such as The Canadian, enjoy high-speed thrills on the bullet trains of Japan, or travel in luxury aboard Europe's Orient Express and Africa's Blue Train. For more extreme tastes, try the world's steepest rail climb up the Devil's Nose Mountain in Ecuador, or ride in the only passenger carriage on Mauritania's iron-ore desert train—the world's biggest scheduled train, up to 1½ miles (2.5 km) long.



● **THE CANADIAN (CANADA)**  
As it journeys through the splendid wilderness of the Rockies, the great plains of the prairies, and the scenic lakelands of Ontario, the Canadian hauls its passenger cars 2,775 miles (4,466 km) from Vancouver on the Pacific coast in the west to Toronto in the east.



● **CALIFORNIA ZEPHYR (US)**  
Running from San Francisco to Chicago, the California Zephyr's 2,438-mile (3,924-km) journey follows the route of the first US transcontinental railroad. It offers dramatic views of the Sierra Nevada Mountains and the upper Colorado River Valley.




● **COPPER CANYON RAILWAY (MEXICO)**  
This 390-mile (650-km) route from Los Mochis, near the Pacific coast, runs through the peaks of the Sierra Madre and across the high central plains to Chihuahua. It takes in some of Mexico's most rugged, breathtaking terrain, including the spectacular Copper Canyon.



● **CUSCO TO MACHU PICCHU (PERU)**  
This spectacular journey to the ancient Inca ruins at Machu Picchu travels 70 miles (112 km) through the Sacred Valley and the foothills of the Andes. Before reaching Machu Picchu, the train travels along the Urubamba River, with awe-inspiring views of the dramatic canyon.







● **GLACIER EXPRESS (SWITZERLAND)**  
 Reputed to be the world's slowest express, this train travels 180 miles (291 km) from Zermatt to St. Moritz, negotiating 291 bridges and 91 tunnels on the way. It runs on narrow-gauge track and uses rack-rails to climb the steepest slopes along the route.



● **TRANS-SIBERIAN RAILROAD (RUSSIA)**  
 Traveling through seven time zones and trundling some 5,771 miles (9,288 km) across Russia, this is the longest rail journey in the world. This epic voyage runs from Moscow in the west via Siberia to Vladivostok in the east beside the Sea of Japan.



● **QINGZANG RAILROAD (CHINA)**  
 This 1,215-mile (1,956-km) route from Lhasa, Tibet, to Xining, Qinghai Province, includes the world's highest section of track through the Tanggula Pass at 16,640 ft (5,072 m). To make travel at high altitude easier, the cars have an oxygen supply for each passenger.



● **OSAKA TO TOKYO SHINKANSEN (JAPAN)**  
 The Osaka-Tokyo Shinkansen was the world's first high-speed train service. Today, the new, ultramodern Nozomi bullet trains devour the 325-mile (525-km) route, which passes Mount Fuji, in just two-and-a-half hours, reaching speeds of around 185 mph (300 kmh).



● **THE GHAN (AUSTRALIA)**  
 Running from Darwin south to Adelaide through Australia's dramatic "Red Center," The Ghan takes 48 hours to travel 1,850 miles (2,979 km) across the continent. The name Ghan refers to the Afghan camel trains that once trekked the same route before the advent of the railroads.



● **BLUE TRAIN (SOUTH AFRICA)**  
 Like a five-star hotel on rails, this is one of the most luxurious trains in the world, complete with a butler service and full-size bathtubs. The train runs from Cape Town to Pretoria, traveling about 1,000 miles (1,600 km) through vineyards, mountains, and the semidesert of the Karoo.



# Train timeline

A 200 YEARS AGO, railroads began to revolutionize our world, opening up new opportunities for travel and trade. At first viewed with suspicion, trains were soon embraced as the technological wonder of the age. This new means of transportation could carry people and goods faster and farther than ever before. Today, with the world's roads increasingly choked by traffic, railroads are making a comeback. This timeline lists some important "firsts" in the history of trains and railroads.

**1604**  
A track-way carrying horse-drawn coal wagons on wooden rails is built near Nottingham, UK.

**1767**  
The world's first iron rails for coal wagons are made at Coalbrookdale Iron Works, in Shropshire, UK.

**1769**  
In Paris, France, Nicolas Cugnot builds and demonstrates a steam-powered road carriage—the first ever self-propelled vehicle.

**1804**  
English engineer Richard Trevithick builds the world's first steam locomotive.

**1812**  
The coal-carrying Middleton Railway in Leeds, UK, is the first commercial railroad to use steam locomotives successfully.

**1825**  
The Stockton and Darlington Railway in County Durham, UK, is the first public steam railroad.

**1828**  
The US's Delaware & Hudson Railroad is the first operational railroad in North America.

**1829**  
George and Robert Stephenson's *Rocket* wins the Rainhill Trials near Liverpool, UK, establishing steam traction as the future of railroads.

**1830**  
The UK's Liverpool & Manchester Railway runs the first scheduled steam passenger services.

**1830**  
The *Best Friend of Charleston* is the first all-American-built locomotive.

**1837**  
The first practical electric telegraph instruments are demonstrated in the UK and US. Telegraphs will be widely used for railroad communications.

**1841**  
In the UK, Isambard Kingdom Brunel opens the Great Western Railway from London to Bristol.

**1843**  
The steamship *Great Britain* combines with the express trains of the Great Western Railway to link London, UK, with New York City.

**1853**  
The first railroad in India begins operating.

**1854**  
Australia's first railroad links Port Melbourne with Melbourne, New South Wales.

**1856**  
In the southeastern US, a railroad bridge is built over the Mississippi River for the first time.

**1863**  
The world's first underground railroad opens in London, UK. It is steam-powered.

**1860**  
The *Flying Scotsman* begins running between London and Edinburgh, UK.

**1863**  
The first railroad is built in New Zealand.

**1869**  
The Transcontinental Railroad spans North America from east to west.

**1869**  
In the US, George Westinghouse demonstrates his air braking system.

The Golden Spike Ceremony at the opening of the US Transcontinental Railroad, 1869

**1871**  
New York City's Grand Central Station opens. It is the world's largest railroad station.

**1881**  
The world's first public electric railroad opens in Germany at Lichterfelde, near Berlin.

**1885**  
The Canadian Pacific Railroad begins operating.

**1890**  
An electric underground railroad opens in London—it is the first of its kind in the world.

**1893**  
The world's first electric overhead railroad opens in Liverpool, UK.

**1895**  
The Baltimore & Ohio Railroad is the first main-line railroad to be electrified in the world.

**1903**  
In Germany, an AEG single electric railcar reaches 130 mph (210 kph).

**1904**  
The Trans-Siberian Railroad opens from Moscow to Vladivostok, Russia.

**1904**  
Opening of the New York City Subway.

**1913**  
The world's first regular diesel-train service begins in Sweden.


**1928**  
The UK's *Flying Scotsman* service runs nonstop between London and Edinburgh, covering the 393-mile (632-km) route in 8 hours 3 minutes.

**1932**  
Germany's diesel-powered "Flying Hamburger," the first specially built high-speed train, begins running between Hamburg and Berlin.

**1932**  
The LMS Railway's new switching locomotives are the first diesels on the UK rail network.

**1933**  
The UK's Southern Railway electrifies the London to Brighton main line.

**1934**  
Streamlined diesel trains begin running between Los Angeles and New York City. The 3,248-mile (5,225-km) journey takes 57 hours.



Trevithick's locomotive, 1804






Cross-section model of the Channel Tunnel, which opened in 1994

Air duct

Running tunnel



Tunnel for service vehicles

Cross passages link tunnels

**1934**  
The French railroad ETAT introduces a 99-mph (159-kph), lightweight, streamlined gas railcar designed by Italian car manufacturer Bugatti.

**1935**  
The *Hiawatha* connecting Chicago with Minneapolis/St. Paul is the fastest scheduled steam service in the world.

**1935**  
A world speed record for nonstreamlined steam locomotives of 108 mph (173 kph) is set by the UK's LNER A3 locomotive *Papyrus*.

**1935**  
The Moscow subway opens its first line.



Moscow subway

**1938**  
In the UK, the locomotive *Mallard* sets a world record for steam traction of 126 mph (203 kph).

**1941**  
The US's Union Pacific Railroad unveils its new locomotive, the 4-8-8-4 Big Boy. It is the largest steam locomotive ever built.

**1945**  
The New York Central Railroad reduces the journey time for the 928-mile (1,493-km) New York–Chicago trip to 16 hours.

**1949**  
Canada announces the abolition of steam trains.

**1952**  
"Piggyback" trains that can transport articulated road trucks enter service in North America.

**1960**  
Container trains begin operating in the US.

**1960**  
The Norfolk & Western Railroad becomes the last class-one US railroad to drop steam traction.

**1964**  
Japan opens the world's first specially built high-speed passenger railroad—the bullet train. The line speed is 130 mph (210 kph).

**1968**  
Steam power ends on the UK rail network.

**1969**  
Australia opens the east–west transcontinental rail route from Sydney to Perth.

**1970**  
In the US, Penn Central Railway goes bankrupt. It is the largest corporate failure in US history.

**1971**  
The US government forms AMTRAK to operate all passenger rail services in the US.

**1981**  
France opens its first TGV high-speed line between Paris and Lyon. It has a top speed of 186 mph (300 kph).

**1984**  
The first double-stack container trains begin operating in the US.

**1984**  
The world's first maglev train opens at Birmingham International Airport in the UK.

**1987**  
British Rail's High-Speed Train sets a new record for diesel traction of 147mph (238 kph).

**1991**  
Germany opens its first ICE high-speed rail line.

**1994**  
The Channel Tunnel opens, providing an undersea rail link between the UK and France.

**2000**  
In the US, AMTRAK launches its Acela Express between Boston and Washington, D.C.

**2001**  
In Australia, the world's longest ever train measures 4.5 miles (7.3 km). It consists of 682 cars and eight locomotives.

**2003**  
Japan's experimental maglev train sets a new world speed record of 361 mph (581 kph).

**2004**  
China opens the Shanghai maglev line. Trains can reach 220 mph (350 kph) in two minutes.

**2006**  
China opens the world's highest railroad, linking Beijing with Lassa in Tibet, via Xining.

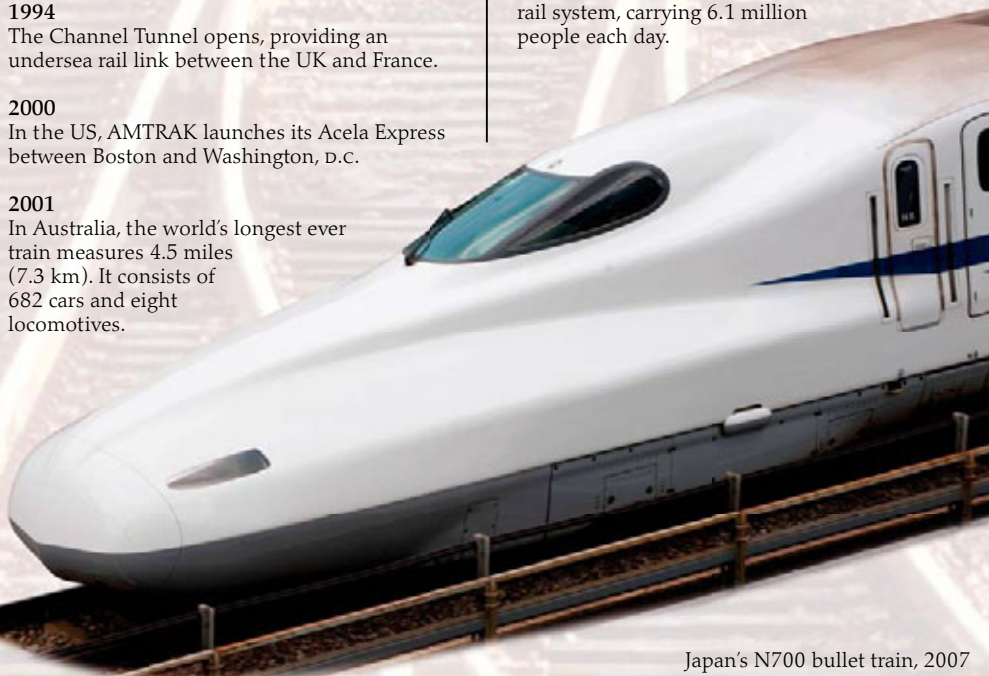
**2006**  
The US's Union Pacific Railroad sets a world record of 194 million tons (172 million metric tons) of coal moved in one year.

**2007**  
High-Speed One opens a 186-mph (299-kph) connection between London and the European high-speed rail network.

**2007**  
A specially designed French V150 TGV sets a new world record for electric traction of 356 mph (574 kph).

**2007**  
Japan unveils its new N700 "green" bullet train, which delivers high-speed rail services with reduced energy use.

**2008**  
Mumbai, the world's largest city and India's commercial heart, has the world's busiest urban rail system, carrying 6.1 million people each day.



Japan's N700 bullet train, 2007



# Find out more

BECAUSE TRAINS ARE SO POPULAR, there is a wealth of places to go to discover more about railroads. You can ride historic trains on a heritage railroad, join a railroad society and help operate and restore trains, or visit transport museums to see railroad artefacts from past and present. On some redundant lines, the tracks have been removed to turn them into public paths. Your local library is likely to have railroad DVDs and books, and you can surf the Web for rail enthusiast groups, events, and special trains.



Goathland Station, North Yorkshire Moors Railway, UK

## USEFUL WEBSITES

- Wikipedia has many articles about railroads, famous trains, and railroad history: [http://en.wikipedia.org/wiki/History\\_of\\_rail\\_transport](http://en.wikipedia.org/wiki/History_of_rail_transport)
- Find out how locomotives, maglevs, and other rail technology works at How Stuff Works. Just type in your terms and search: [www.howstuffworks.com/](http://www.howstuffworks.com/)
- Railservice.com provides an exhaustive directory of online railroad resources, with an index of more than 15,000 sites: [www.railservice.com](http://www.railservice.com)
- Railmuseums.com provides a continually updated list of railroad museums in North America and around the world. Check their online listings to find a museum near you: [www.railmuseums.com](http://www.railmuseums.com)
- Featuring news articles, book reviews, photos, and discussion forums, Railroad.net is a central online hub for railroad fans: [www.railroad.net](http://www.railroad.net)
- Trainweb is an amazing US site for all things train-related, from trips to videos and fans' pictures: [www.trainweb.com](http://www.trainweb.com)
- The National Railroad Museum of America tells the story of how rail shaped the US: [www.nationalrrmuseum.org](http://www.nationalrrmuseum.org)
- The National Railway Historical Society is the main US umbrella group for all rail fans: [www.nrhs.com](http://www.nrhs.com)
- Rails Canada is a directory of websites about trains in Canada, including photo galleries, museums, rail history, and model clubs: [www.railscanada.com/index2.shtml](http://www.railscanada.com/index2.shtml)
- American-Rails.com is a well-organized resource that explains the basics of American railroads, past and present: [www.american-rails.com](http://www.american-rails.com)
- For details of how to travel by rail anywhere in the world, see: <http://www.seat61.com/>
- This train simulator fan site hosted on MSN is full of discussions, tutorials, and projects: <http://groups.msn.com/TrainSimulatorFanSite>

## MUSEUM VISITS

Transportation museums, and even some science museums, usually have sections devoted to trains, and most countries have a dedicated national railroad museum. These are all great places to get an overview of the development of trains and railroad technology, from the earliest days of steam up to modern times.

## HERITAGE RAILROADS

Around the world there are many heritage railroads where you can still ride on steam trains and sometimes even get a lesson in how to drive a steam locomotive. Heritage railroads are generally run by a mixture of paid staff and unpaid volunteers and have supporting groups that welcome new members.



A steam locomotive at the Swiss Museum of Transport, Lucerne, Switzerland



## Trains in the movies



Velorail in Brittany, France

### RIDING THE RAILS

In some places, the old trackbeds of disused railroads have been given a new lease on life by being turned into paths for walkers and cyclists, enabling you to follow the routes once traveled by locomotives. In France, Sweden, Germany, and some other parts of Europe there are also velorails. Here you can pedal your own rail car over sections of preserved track no longer used by trains. Some of these pedal-powered rail-cycles are refurbished models that were used once by railroad workers to check the tracks.

Microsoft® Train Simulator computer game



### IN THE DRIVER'S SEAT

A train simulator is a video game that gives you a feel of what it's like to be in a locomotive's engineer's seat. This typically involves using the controls in a realistic "virtual" cab to drive the train on a computerized representation of an actual route. More complex versions let you manage freight yards, operate signals, and design your own routes, complete with stations, signals, and scenery. Some simulators can be downloaded free from the internet. Others can be purchased for use on home PCs.

### HARRY POTTER FILMS (2002 TO PRESENT)

In these films about a young wizard, a steam train called the Hogwarts Express takes Harry and his pals to wizard school. Hogwarts station is really Goathland (see opposite) on the North Yorkshire Moors Railway.

### THE GENERAL (1927)

Buster Keaton's classic silent comedy features a railroad engineer who pursues a stolen locomotive in the Civil War, with amazing train stunts by Keaton himself.

### THE POLAR EXPRESS (2004)

A magical train pulls up at a boy's house on the night before Christmas and invites him to travel to the North Pole to meet Santa.

### THE RAILWAY CHILDREN (1970)

Based on Edith Nesbit's novel this much-loved film tells the story of children growing up beside a railroad track in Victorian England.



Harry Potter and the Chamber of Secrets (2002)

## Places to visit

### BALTIMORE & OHIO RAILROAD MUSEUM, BALTIMORE, MARYLAND

The most comprehensive US collection, based at a historic 40-acre (16-hectare) site.

### NATIONAL RAILROAD MUSEUM, GREEN BAY, WISCONSIN

Over 70 locomotives and rail cars, including "Big Boy"—the largest locomotive ever.

### RAILROAD MUSEUM OF PENNSYLVANIA, STRASBURG

This museum features huge indoor and outdoor exhibit spaces and is located across the street from a functioning steam train.

### DURANGO & SILVERTON NARROW GAUGE RAILROAD, DURANGO, COLORADO

At this popular tourist railroad, riders are taken by beautifully restored steam trains through breathtaking landscapes.

### STATE RAILROAD MUSEUM, SACRAMENTO, CALIFORNIA

This tells the story of California's railroads and their impact on the "golden state."

### EXPORAIL, SAINT-CONSTANT, QUEBEC, CANADA

This is the largest railroad museum in Canada, with more than 160 trains.



### SNAPPING AND SPOTTING

Famous and historic locomotives often take to the tracks on special occasions, providing rail enthusiasts with a great opportunity to photograph or ride on their favorite engines. "Train spotting," or collecting the numbers of locomotives still in service, is a more specialized hobby followed by some rail fans.



# Glossary

**AIR BRAKE** A brake that relies on controlling air pressure to apply and release the brake.

**ARTICULATED LOCOMOTIVE** A long steam locomotive with one or more sets of driving wheels that can move independently from the main body of the locomotive, making it easier to travel around tight bends in the track.

**BELL CODE** A language for describing trains used by dispatchers to dispatch and receive trains.

**BELL TAPPER** A device used to tap out bell signals between dispatchers.

**BLOCK** A section of railroad controlled by a specific dispatcher or signal tower.

**BOGIE** A wheeled chassis or framework that is attached to a locomotive or railroad car by a swivel mounting.

**BUCKEYE** A form of coupling on a rail vehicle that enables two or more rail vehicles to be joined together to form a train.

**BUFFER** A shock absorber between rail vehicles.

**BULLHEAD RAIL** A type of rail developed in the UK, in which the top half of the rail mirrors the bottom half. This design was intended to make rails last longer. Once the running side was worn out, the rail could be turned over and reused.

**BULK LOAD** A large quantity of freight (such as coal, stone, or grain) moved in a single train load.

**CAB** The part of a locomotive or power car from which the driver controls a train.

**CABOOSE** A rail vehicle that provides braking power for freight trains and accommodation for the train conductor.

**CAR** A passenger vehicle on a train; also called a carriage in the UK.

**CAST IRON** A form of iron that can be cast, or molded, into almost any shape when molten. Cast iron was used to make rails and bridges in the early days of railroad. It was later replaced by wrought iron, which is stronger.

**COMMUTERS** Passengers who use trains to make regular journeys every working day.

**CONDUCTOR** The person who is responsible for the operation of a passenger train. In the past, the conductor looked after packages and other freight in a guard's van.

**CONTAINER** A metal freight box that can be packed with goods, sealed, and then transported by specially adapted ships, trains, and trucks.

**COUPLING** The method of connecting rail vehicles together.

**COW CATCHER** A metal grill attached to the front of many early US and Indian locomotives, designed to push stray cattle aside from a moving train.

**CRANK** Part of a steam locomotive that transmits power from the piston to the driving wheels.

**CREW** A term that usually refers to a steam locomotive's engineer, or driver, and stoker.

**CUTTING** A large ditch cut through a landscape to provide a more level route for a railroad.

**CYLINDER** A chamber in an engine in which steam expands or fuel ignites to push pistons back and forth, and so generate power.

**DIESEL LOCOMOTIVE** A railroad locomotive powered by a diesel engine.

**DIESEL ELECTRIC LOCOMOTIVE** A locomotive with a diesel engine that produces power for electric traction motors, which drive the wheels.

**DINING CAR** A car equipped for serving food to railroad passengers.

**DISPATCHER** A railroad officer who controls the movement of trains on the US railroad network.

**DRIVING WHEEL** A wheel that propels a locomotive along a track. On a steam locomotive, the driving wheels are powered by the pistons. On diesel and electric locomotives, electric traction motors supply power to the driving wheels.

**ELECTRIC TELEGRAPH** A communication system developed in the 1830s that used electrical impulses traveling through wires to send messages, including messages in Morse code. It became the standard for railroad communication worldwide.

**ELECTRIC TRAIN** A train that uses electricity drawn from an external source—such as an overhead power line, third rail, or onboard batteries—to power traction motors on the train.

**ELEVATED RAILROAD** A railroad built on raised platforms through city streets. Examples are the former Liverpool Overhead Railroad in the UK and part of the New York City Subway.

**EMBANKMENT** An earthen structure built to raise a railroad above the natural ground level.

**EXHAUST PIPE** The pipe that allows waste gases from a diesel engine to escape.

**FIRE BOX** A metal box in the heart of a steam locomotive in which the fire is kept.

**FIRE TUBE** The fire tube conveys heat from a steam locomotive's fire to the water of its boiler. This boils the water and makes steam.

**FISH-BELLY RAIL** A type of early cast-iron rail. With its curved, deeper underside it was designed to be stronger than other rails available at the time.

**FLANGED WHEEL** A railroad wheel with a metal lip called a flange on the inside edge.

**FLAT-BOTTOMED RAIL** The standard rail of today, which takes the form of a T-shape with a wide, flat base.

**FREIGHT** A term used to describe trains transporting finished goods and raw materials. It can also refer to the load itself.

**FUNICULAR RAILROAD** Used on tram, cliff, and industrial lines, funicular railroads use cables or chains to pull vehicles up and down slopes.

**GAUGE** The measurement between the rails of a track. The world's most prevalent gauge is 4 ft 8½ in (1,435 mm), and is known as standard gauge. However, many larger and smaller gauges are also used on the world's rail systems.


**GAUGE GLASSES** A device on a steam locomotive that shows the engineer the level of water in the boiler. If the boiler were to run dry, the locomotive would explode.

**GRADE CROSSING** A place where a road crosses a railroad track on flat ground.

**HEADBOARD** A notice on the front of a train that gives the train's name, route, or destination.



Diesel locomotive



Cast-iron emblem on a London railroad bridge



Funicular railroad in Pau, France



**INTERMODAL** A term used to describe a freight system that changes between different modes of transportation, such as from a train to a truck to a ship. This is what happens with containers.

**LOCOMOTIVE** A self-propelled railroad vehicle that can haul a train. There are steam, diesel, and electric locomotives.

**MAGLEV TRAIN** A train that works by being suspended and propelled over special tracks by electromagnetic force. Maglevs produce virtually no friction and are very quiet in operation at high speed.

**MONORAIL** A train that runs on a single rail.

**NAVVY** From the word "navigators," hired laborers who built the canals and who went on to build the railroad network.

**OFF** A signal is "off" when it is indicating that a train can proceed.

**PANTOGRAPH** A device on top of an electric train that collects electric current from the overhead power line.

**"PIGGY BACK"** A train that can transport whole articulated trucks. This simplifies the transfer of freight between road and rail.

**PISTON** Part of a steam locomotive that drives the wheels. It consists of a rod inside a cylinder that is pushed in and out by steam. Other rods harness this motion and turn the wheels.

**PLATE RAIL** L-shaped iron rails used on plateways to guide cars with plain wheels. (Railroad vehicles today have flanged wheels.)

**PLATEWAY** An early railroad that used plate rail, often built as a feeder line to a canal or river.

**PULLMAN CAR** A luxury railroad car for passengers who are willing and able to pay a higher fare. Pullmans were introduced in the US by George Pullman in 1865 as sleeper cars on long-distance trains, but the name later became synonymous with high-class rail travel.

**RACK RAILROAD** A railroad with an additional toothed rack-rail. The train or

locomotive is fitted with a cog that links with the teeth on the rack-rail, enabling it to climb slopes that would be impossible for a normal train.

**RAILCAR** A self-propelled passenger vehicle, usually with the engine located under the floor.

**RAILROAD TIME** Before railroad timetables, different places in the same country often had their own local time. In the 1840s, railroads began to introduce a standardized "railroad time" to avoid the confusion caused by local time differences.

**SIGNAL** A fixed unit with an arm or a light that indicates whether a train should stop, go, or slow down. A signal is also what starts a train, whether it is by a whistle, hand gesture, or bell code.

**SIGNAL TOWER** A building in which the movement of trains is controlled by use of



Rack railroad in Snowdonia, Wales

signals and coded messages sent from one signal tower to another.

**SLEEPING CAR** A car with beds where passengers can sleep while traveling. Sleeping cars were first used in America in the 1830s.

**SMOKESTACK** On a steam locomotive, this is the outlet through which all the gases from the fire escape into the air.

**STEAM LOCOMOTIVE** A locomotive that generates steam by boiling water. The steam is then fed to cylinders that drive the wheels.

**SUPERHEATER** A device fitted into a steam locomotive's boiler that dries out the steam to give a locomotive more power.

**SWITCHES** Special pieces of track that allow a train to switch from one set of tracks to another.

**SWITCHER** A small locomotive for moving trucks or rail cars around in a switch yard.

**SWITCH YARD** A place where freight trains are assembled, or where freight cars for different destinations get moved to the right train.

**TAILLIGHT** The lamp at the rear of a train. In the UK, a train is not complete without an illuminated rear warning light.

**TANK ENGINE** A steam engine that carries the water and coal it uses on the locomotive itself, rather than towing it behind in a tender.

**TENDER** The truck or rail car behind a steam locomotive that holds the locomotive's fuel (generally coal) and water.

**TIE** The cross-piece supporting the rails of a track, made out of wood, concrete, or steel. Early railroads often used stone ties.

**TILTING TRAIN** A train that can lean into bends (like a motorcyclist does), enabling it to travel faster along a route with a lot of curves.

**TOOTHED RAIL** An additional rail often used on mountain railroads to enable a train to climb a steeper hill than would be possible for a normal train (*see* Rack railroad).

**TRAILING WHEEL** A wheel located behind the driving wheels of a steam locomotive that provides support but which is unpowered.

**TRAIN** A complete assembly of power unit and cars running on rails, whether carrying freight or passengers. If it is just the power unit, then it is a locomotive.

**TRAIN FERRIES** Ferries designed to take rail vehicles by having a deck with tracks.

**TRUCK** A small rail car.

**VACUUM BRAKE** A type of brake that is held off by a partial vacuum and applied when air is let into the system. Vacuum brakes were used in the UK during the steam era, because unlike air brakes they did not require a separate pump.

**WAGON** UK term for a rail vehicle for carrying freight.



Loading rail trucks in Ghana, Africa

**WROUGHT IRON** A form of iron that is worked by being forged or hammered and that was used before the invention of steel.



# Index

## AB

Adelaide, Queen, 44  
"Agenoria" locomotive, 18  
American railroad, 18-19  
Atchison, Topeka & Santa Fe Railway, 30  
Atlantic Coast Express, 55  
Awdry, Reverend, 61  
Baltimore and Ohio Railroad, 18, 38  
Bennie, George, 59  
"Best Friend of Charleston" locomotive, 12  
Beyer-Garratt locomotives, 17, 53  
"Blue Train," 42  
boiler, 14, 15, 17, 18, 22, 23  
brakes, 8, 9, 15, 26, 27, 34, 35, 60  
bridges, 6, 18, 20-21, 22, 23, 54, 61  
British Rail, 40, 41, 52, 54  
Brunel, Isambard Kingdom, 21  
Burlington Route, US, 41

## C

Canadian National Railway, 63  
cars (carriages), 6, 7, 10, 16, 19, 20, 28-29, 39, 41, 42, 44, 45, 48  
"Catch-me-who-can" train, 10  
Central Pacific Railroad, 18  
Channel Tunnel, 21, 63  
Chinese National Railway, 17  
Christie, Agatha, 31  
clockwork trains, 60, 61  
coal, 7, 8, 9, 14, 15, 19, 26, 44, 53, 61  
coal wagons, 9, 10, 11, 27  
compartments, 28, 29, 31, 44, 45

conductors, 26, 29, 34, 50, 51, 56  
cowcatchers, 13, 19  
Cugnot, Nicholas, 10

## DE

"Deltic" locomotives, 40, 41  
"Der Adler" locomotive, 16  
"De Witt Clinton," 19  
diesel-electric trains, 7, 12, 26, 41  
Diesel, Dr. Rudolph, 40  
diesel power, 40-41, 52, 53, 59  
diesel trains, 6, 7, 26, 38, 40  
dining cars, 7, 30, 43, 51  
Docklands Light Railway, 62  
Dominion Atlantic Railway, 55  
driving wheels, 11, 14, 15, 19  
East Indian Railways, 16  
Edward VII, King, 45  
electric power, 52, 53, 59  
electric trains, 6, 7, 12, 18, 38-39, 40, 47, 56, 58, 62, 63  
"Empire State Express," 47  
engineers, 11, 15, 19, 33, 34, 35, 41, 49, 50, 56  
engines, 8, 10, 26, 40, 41, 46  
Evans, Oliver, 11  
"Evening Star," locomotive, 52  
express trains, 13, 39, 41, 51, 52, 54, 56

## FG

fireman, 15, 50  
first-class travel, 6, 28, 29, 30, 41  
Firth of Forth bridge, 23  
flanged rails, 8, 10, 25  
flanged wheels, 7, 8, 9, 18, 24, 25  
"Flying Scotsman," 13  
freight, 7, 9, 25, 39, 41, 48, 49, 58  
freight trains, 6, 12, 26-27, 50, 52, 56, 60, 61, 62  
Gare de Lyon, Paris, 49  
gauge, 24, 25, 52  
"Gladstone" locomotive, 44

gradients, 20, 22, 23, 39, 47  
Grand Central Station, 48  
Great Western Railway, 50, 55, 61  
Gresley, Sir Nigel, 47

## HIJK

headboards, 54-55, 57  
headlights, 13, 16, 19, 44  
Hedley, William, 11  
"Hiawatha" service, 46  
high-speed trains, 22, 34, 37, 38, 39, 41, 47, 62, 63  
ICE train, 47  
"Indian Pacific" train, 42  
Inter-Capitals Supertrains, 63  
intercity trains, 41, 47  
International Railway Station, Birmingham, 62  
"Irish Mail" train, 37  
Italian Railways, 63  
"John Bull" locomotive, 19  
junctions, 32, 35, 50  
Kitson-Meyer locomotive, 22

## L

"Lady of Lynn" locomotive, 61  
"Le Mistral" train, 38  
Liverpool and Manchester Railway, 6, 12, 13  
Llanberis Lake Railway, 52  
locomotives, 36, 44, 60, articulated, 17, diesel, 6, 7, 38, diesel-electric, 7, 12, 26, electric, 6, 12, 38, 39, 40, 56, gas turbine, 63, steam, 6, 7, 8, 10, 11, 12-19, 20, 24, 26, 39, 46, 47, 51, 52-53, 54, 57, 61, tank, 22, 53, 57  
London, Chatham and Dover Railway, 49  
London North Eastern Railway, 46  
long-distance railways, 42-43, 51

## MNO

Maglev train, 62  
mail train, 8, 36-37  
"Mallard" locomotive, 41, 46, 47  
Mary, Queen, 45  
Metro, 56, 57  
Metropolitan Railway, 57  
model trains, 60-61  
monorails, 58-59  
Montmartre Funicular, Paris, 58  
Mount Washington Railway, 23  
mountain railroads, 22, 23  
nameplates, 54-55  
National Motor Museum, Beaulieu, England, 58  
National Railway Museum, 52  
"navvies," 6, 20  
New York Central Railroad, 47  
Newcomen, Thomas, 10  
Norris, William, 17  
North Eastern Railway, 39  
"Novelty" locomotive, 5, 12  
"Orient Express", 31, 43, 49

## P

pantograph, 38, 39  
Paris Metro, 57  
passenger service, 7, 52, 62  
passenger trains, 12, 13, 21, 28-29, 37, 39, 47, 50  
piston, 10, 14, 15, 40  
points, 24, 32, 33, 34, 61  
pollution, 7, 18, 58, 62  
porters, 48, 50  
"Puffing Billy" locomotive, 11  
Pullman Company, 30, 31  
Pullman, George, 30

## R

railroads, 6, 7, 10, 12, 13, 16, 18-19, 20, 23, 27, 29, 32, 37, 42

companies, 54, earliest, 8-9, elevated, 58, 59, funicular, 58, hotels, 30, lines, 24-25, mountain, 22, network, 26, overhead, 58-59, police, 34, straddle, 58-59, suspended, 58-59, underground, 56-57, 58  
rails, 7, 8, 11, 18, 20, 24-25, 48, 58, 59, 63, flanged, 10, 25, iron, 9, 24, steel, 24, 25  
rapid transport system 38, 56, 62, 63  
restaurant cars, 28, 30, 38, 42  
"Rocket" locomotive, 7, 13  
Royal Albert Bridge, Plymouth, 21  
Royal Mail, 37

## S

self-propelled vehicles, 6, 10, 11  
Shinkansen Railway, 47  
signalmen, 32-33, 34, 50, 56  
signals, 15, 32-35, 51, 61  
sleeping cars, 7, 20, 25, 30, 42, 43, 45  
smokestack, 15, 18, 23, 54, 57  
Snowdon Mountain Railway, 23  
South Eastern Railway, 52  
switching, 26, 35, 41, 50  
stations, 21, 24, 30, 33, 34, 37, 42, 44, 46, 48-49, 50, 54, 56, 57, 61  
steam, 10-11, 38, 52, 53, 56, 60, engines, 8, 10, 40, 41, 46, locomotives, 12-19, 20, 24, 26, 39, 47, 51, 52-53, 54, 57, 61, trains, 6, 9, 17, 19, 23, 29, 50  
Stephenson, George, 12  
Stephenson, Robert, 7, 12, 13, 19  
Stockton and Darlington Railway, 12  
"Stourbridge Lion" locomotive, 18  
"Super Chief" service, 43  
Swiss Railways, 63  
Sydney Harbour Bridge, 22

## T

TEE, 41  
tender, 7, 14, 15, 17, 18  
TGV, 39, 47, 54  
"The Caledonian," 55  
"The Russia" train, 42  
"Thomas the Tank Engine," 61  
tickets, 28, 48, 49  
tilting trains, 37, 39, 62, 63  
"Tom Thumb" locomotive, 18  
toothed rack, 11, 23  
toy trains, 60-61  
train ferries, 23, 43  
Trans-Siberian Express, 42  
Traveling Post Office, 36-37  
Trevithick, Richard, 10  
trucks, 15, 19, 22, 23  
tube trains, 56-57  
tunnels, 6, 20-21, 38, 39, 54, 56, 57, 61

## UVWZ

underground railroads, 7, 38, 56-57, 58  
Union Pacific Railroad, 18, 61  
Victoria, Queen, 44, 45  
von Siemens, Werner, 38  
Wagons-Lits Company, 43  
Waterloo Station, London, 49  
Watt, James, 10  
Western Australian Government Railways, 55  
whistle, 19, 49, 51, 60  
"Winston Churchill," 54  
"Zephyr" train, 41  
Zimbabwe Railways, 53

# Acknowledgments

**Dorling Kindersley would like to thank:** Staff at the National Railway Museum, York, especially David Wright and Richard Gibbon; John Liffen at the Science Museum; Justin Scobie for photographic assistance; The London Transport Museum; the signal box staff of Three Bridges (British Rail) Station, West Sussex; The Bluebell Railway; Gatwick Airport; Claire Gillard for initial research; Helena Spiteri and Gin von Noorden for editorial assistance; Earl Neish for design assistance; Jane Parker for the index.

For this edition, the publisher would also like to thank: Robert Gwynne and Russell Holloway at the National Rail Museum, York, for assisting with the updates; Lisa Stock for editorial assistance; David Ekholm-JAlbum, Sunita Gahir, Susan Reuben, Susan St Louis, Lisa Stock, and Bulent Yusuf for the clip art; Sue Nicholson and Edward Kinsey for the wall chart; Stewart Wild and Monica Byles for proofreading; Margaret Parrish for Americanization.

### Picture credits

The publisher would like to thank the following for their kind permission to reproduce their photographs:

(Key: a-above; b-below/bottom; c-center; f-far; l-left; r-right; t-top)

**Advertising Archives:** 26bc, 61tl (detail), 61tr (detail). **Alamy Images:** Steve Crise / Transtock Inc. 62b; Michael Grant 70clb; JTB Photo Communications, Inc. 65bl, 65tl; James Lovell 68tr; Iain Masterton 67br; Sami Sarkis France 69tl; Nick Suydam 64cla. **alimdi.net:** Photographers Direct 68br. **Aquarius Library:** Warner Bros 69tr. **Australian Overseas Information Service, London:** 42cl. **Barlow Reid:** 7acr, 39cr, 41cr. **Bettmann Archive / Hulton Picture Library:** 19t, 20c. **Bridgeman Art Library / Science Museum, London:** 11bt; National Railway Museum, York: 11tr; Private Collections: 13bt; Guildhall Art Gallery, Corporation of London: 45cl; Guildhall Library, Corporation of London: 56cl. **Britt Allcroft (Thomas Ltd), 1989:** 61cl. **Jean-Loup Charmet:** 10bc, 30bl, 39tr, 44cl, 56cr. **J.A. Coiley:** 54cr, 58br. **G. Cooke, Rail Safaris:** 53cl. **Corbis:** Eleanor Bentall 65br; Ursula Gahwiler / Robert Harding World Imagery 64tr; Colin Garratt, Milepost 92\_71br; Gavin Hellier / Robert Harding World Imagery 67cl; Dave G. Houser 64bc; Lester Lefkowitz 64-71 (background); Bruno Morandi / Robert Harding World Imagery 65tc; Michael Reynolds / EPA 65tr; Phil Schermeister 64bl; Naoaki Watanabe / amanaimages 65cr. **Culver Pictures Inc.:** 11tl, 16br, 19br, 37tl, 41br, 47br. **DeltaRail:** 33tl. **Michael Dent:** 23cl, 52c, 55cr. **DK Images:** Rough Guides 71cb, 71tl. **Docklands Light Railway Ltd / Marysha**

**Alwan:** 62c. **dr.net:** Joern Sackermann 69bc. **e.t. archive:** 6c, 7cl, 9tl, 9tc, 9cl, 12cl, 16bl, 20tr, 26br (detail), 28tr, 29cr, 33ca, 36tr, 46cl, 49bl, 51tr. **Eurostar:** 63ca. **Fotograf:** 42tr. **Getty Images:** Hulton Archive / Andrew Joseph Russell / MPI 66br. **Hulton Picture Company:** 31bl. **Hutchison Picture Library:** 22tl, 53tr. **Japan Railways Group, New York Office:** 63clb. **Antony J. Lambert:** 45c, 60cl. **La vie du rail, Paris:** 38cl, 39tl, 63tl. **Mack Sennet Productions:** 25btr. **Mansell Collection Ltd:** 8tr, 10acr, 23tc. **Mary Evans Picture Library:** 8br, 9cr, 13t, 17bt, 21bl, 29tl, 35tc, 38c, 40tl, 61bc. **John Massey Stewart:** 45bl, 56tr, 59tr. **Microsoft:** Microsoft product screen shot reprinted with permission from Microsoft Corporation. 69c. **Millbrook House Ltd:** 7tr, 23br, 37tr, 51bl, 58cr, 63tr. **National Railway Museum:** 6cl, 7tl, 12tr, 13br, 21tl, 21tr, 23tr, 25tr, 25bc, 26bl, 30bc, 35cr, 37btc, 43bc, 49tc, 50cr, 59tl; Terence Cuneo: 33bc. **PA Photos:** DPA Deutsche Press-Agentur / DPA 62tr. **Peter Newark's Picture Library:** 13c, 18tl, 18cr, 19c, 19tr, 24tr, 34tl, 42bl, 43br, 53tl. **Picture Alliance:** DPA 35br. **Quadrant Picture Library:** 21c, 27btc, 43br, 47bt, 47c, 53cr. **Rank Films:** 49bl. **Retrograph Archive / Martin Breese:** 36tl. **Robert Harding Picture Library:** 52cl, 58bl, 59cr. **elegraph Colour Library:** 50tr, 57c. **Weintraub / Ronald Grant:** 31tl. **Zefa Picture Library:** 24tl, 35tl, 41tr, 47r, 48br, 59b.

### Wall chart

**Corbis:** José Fuste Raga / zefa br; **DK Images:** National Railway Museum, York cla (Stephenson's Rocket), clb (diesel locomotive), clb (train tickets), cl (tea set), cl (ticket clippers), cra (wheel), tr (workman's pick); Science Museum, London tl (Trevithick's train); **PA Photos:** DPA Deutsche Press-Agentur / DPA bl (Maglev train); **Photolibrary:** imagebroker cr; **Science & Society Picture Library:** NRM - Pictorial Collection cl (illustration).

All other images © Dorling Kindersley  
For further information see:  
[www.dkimages.com](http://www.dkimages.com)