



READERS



# School Days Around the World



CATHERINE CHAMBERS

# READERS

## Level 3

---

Spacebusters: The Race to the Moon  
Beastly Tales  
Shark Attack!  
Titanic  
Invaders from Outer Space  
Movie Magic  
Plants Bite Back!  
Time Traveler  
Bermuda Triangle  
Tiger Tales  
Aladdin  
Heidi  
Zeppelin: The Age of the Airship  
Spies  
Terror on the Amazon  
Disasters at Sea  
The Story of Anne Frank  
Abraham Lincoln: Lawyer, Leader, Legend  
George Washington: Soldier, Hero,  
President  
Extreme Sports  
Spiders' Secrets

The Big Dinosaur Dig  
Space Heroes: Amazing Astronauts  
The Story of Chocolate  
School Days Around the World  
LEGO: Mission to the Arctic  
NFL: Super Bowl Heroes  
NFL: Peyton Manning  
NFL: Whiz Kid Quarterbacks  
MLB: Home Run Heroes: Big Mac,  
Sammy, and Junior  
MLB: Roberto Clemente  
MLB: Roberto Clemente *en español*  
MLB: World Series Heroes  
MLB: Record Breakers  
MLB: Down to the Wire: Baseball's Great  
Pennant Races  
Star Wars: Star Pilot  
The X-Men School  
Abraham Lincoln: Abogado, Líder,  
Leyenda *en español*  
Al Espacio: La Carrera a la Luna  
*en español*

## Level 4

---

Days of the Knights  
Volcanoes and Other Natural Disasters  
Secrets of the Mummies  
Pirates! Raiders of the High Seas  
Horse Heroes  
Trojan Horse  
Micro Monsters  
Going for Gold!  
Extreme Machines  
Flying Ace: The Story of Amelia Earhart  
Robin Hood  
Black Beauty  
Free at Last! The Story of  
Martin Luther King, Jr.  
Joan of Arc  
Spooky Spinechillers  
Welcome to The Globe! The  
Story of Shakespeare's Theater  
Antarctic Adventure  
Space Station: Accident on Mir  
Atlantis: The Lost City?  
Dinosaur Detectives  
Danger on the Mountain: Scaling  
the World's Highest Peaks  
Crime Busters  
The Story of Muhammad Ali  
First Flight: The Story of the  
Wright Brothers  
D-Day Landings: the Story of  
the Allied Invasion  
Solo Sailing  
LEGO: Race for Survival  
NFL: NFL's Greatest Upsets

NFL: Rumbling Running Backs  
NFL: Super Bowl!  
MLB: Strikeout Kings  
MLB: Super Shortstops: Jeter,  
Nomar, and A-Rod  
MLB: The Story of the New York Yankees  
MLB: The World of Baseball  
MLB: October Magic: All the Best  
World Series!  
WCW: Feel the Sting  
WCW: Going for Goldberg  
JLA: Batman's Guide to Crime  
and Detection  
JLA: Superman's Guide to the Universe  
JLA: Aquaman's Guide to the Oceans  
JLA: Wonder Woman's Book of Myths  
JLA: Flash's Guide to Speed  
JLA: Green Lantern's Guide to  
Great Inventions  
The Story of the X-Men: How it all Began  
Creating the X-Men: How Comic  
Books Come to Life  
Spider-Man's Amazing Powers  
The Story of Spider-Man  
The Incredible Hulk's Book of Strength  
The Story of the Incredible Hulk  
Transformers: The Awakening  
Transformers: The Quest  
Transformers: The Unicron Battles  
Transformers: The Uprising  
Transformers: Megatron Returns  
Transformers: Terracon Attack  
Star Wars: Galactic Crisis!

## A Note to Parents

DK READERS is a compelling program for beginning readers, designed in conjunction with leading literacy experts, including Dr. Linda Gambrell, Professor of Education at Clemson University. Dr. Gambrell has served as President of the National Reading Conference and the College Reading Association, and has recently been elected to serve as President of the International Reading Association.

Beautiful illustrations and superb full-color photographs combine with engaging, easy-to-read stories to offer a fresh approach to each subject in the series. Each DK READER is guaranteed to capture a child's interest while developing his or her reading skills, general knowledge, and love of reading.


The five levels of DK READERS are aimed at different reading abilities, enabling you to choose the books that are exactly right for your child:

- Pre-level 1:** Learning to read
- Level 1:** Beginning to read
- Level 2:** Beginning to read alone
- Level 3:** Reading alone
- Level 4:** Proficient readers



The “normal” age at which a child begins to read can be anywhere from three to eight years old. Adult participation through the lower levels is very helpful for providing encouragement, discussing storylines, and sounding out unfamiliar words.

No matter which level you select, you can be sure that you are helping your child learn to read, then read to learn!





LONDON, NEW YORK, MUNICH,  
MELBOURNE, AND DELHI

**Series Editor** Deborah Lock  
**Senior Art Editor** Sonia Moore  
**Art Editor** Sadie Thomas  
**U.S. Editor** John Searcy  
**DTP Designer** Emma Hansen-Knarhoi  
**Production** Georgina Hayworth  
**Picture Researcher** Myriam Megharbi  
**Jacket Designer** Sonia Moore  
**Reading Consultant**  
Linda Gambrell, Ph.D.

First American Edition, 2007  
07 08 09 10 11 10 9 8 7 6 5 4 3 2 1  
Published in the United States by DK Publishing  
375 Hudson Street, New York, New York 10014

Copyright © 2007 Dorling Kindersley Limited

All rights reserved under International and Pan-American  
Copyright Conventions. No part of this publication may be  
reproduced, stored in a retrieval system, or transmitted in any form  
or by any means, electronic, mechanical, photocopying, recording,  
or otherwise, without the prior written permission of  
the copyright owner.

Published in Great Britain by Dorling Kindersley Limited

DK books are available at special discounts when purchased in bulk  
for sales promotions, premiums, fund-raising, or educational use.

For details, contact:  
DK Publishing Special Markets  
375 Hudson Street  
New York, New York 10014  
SpecialSales@dk.com

A catalog record for this book is available  
from the Library of Congress.

ISBN: 978-0-7566-2548-1 (Paperback)  
ISBN: 978-0-7566-2549-8 (Hardcover)

Color reproduction by Colourscan, Singapore  
Printed and bound in China by L Rex Printing Co., Ltd.

The publisher would like to thank the following for their kind  
permission to reproduce their photographs:

(Key: a=above; b=below/bottom; c=center; l=left; r=right; t=top)

**Alamy Images:** Juniors Bildarchiv 17bl; Nick Cobbing 27br; Digital  
Archive Japan 5cra, 13b, 15b, 16c, 17b; Garry Gay 14cl; Greenshoots  
Communications 24-25b, 25cra, 26tr, 27c, 28-29, 29br; Image100 17br;  
Luke Peters 47tr; Photo Japan 14tr; Dan White Sch, 18-19, 20b, 22r, 23tr,  
23br, 23clb, 23cla. **Corbis:** The Art Archive 40crb; Will & Deni McIntyre  
37br; Vince Streato 12cl; TWPhoto 15tr; Michael S. Yamashita 17tr.  
**Getty Images:** The Image Bank/Angelo Cavalli 43br; The Image Bank/  
John William Banagan 9cla; The Image Bank/Theo Allofs 9cl; Stone/Paul  
Chesley 13tr; Stone+/Ludger 17bc; Taxi/Chris Clinton 33br. **The Hindu**  
**Photo Archives:** Kasturi and Sons Ltd/K R Deepak 21t; Kasturi and Sons  
Ltd/M Vedhan 21cr. **Jeremy Mates/sia.org:** 40ft; **Max Moore:** 21b.

With thanks to: Solomon and his class at Annandale Public School  
arranged by Miranda Kitchenside-Quinn, photographed by Cath Muscat;  
Francis and his class at Coldfall Primary School arranged by Karen  
Robinson, photographed by Simon Rawles; Samantha and her class at  
C.A.Dwyer Elementary School arranged by Mindy Klarman and  
photographed by David Mager of Pearson Learning Group; Frida in Peru  
was based on CAFOD's story photographed by Simon Rawles.

All other images © Dorling Kindersley Limited  
For more information see: [www.dkimages.com](http://www.dkimages.com)

Discover more at

**www.dk.com**

# Contents

Meet the children	4
Solomon in Australia	6
Riku in Japan	12
Rupa in India	18
Aseye in Ghana	24
Francis in England	30
Samantha in the United States	36
Frida in Peru	42
Glossary	48



 READERS

READING  
**3**  
ALONE

# School Days Around the World

Written by Catherine Chambers



DK Publishing

# Meet the children

All around the world, children go to school. In this book, seven children will show you what it's like to go to school in their countries.



*Samantha from Wharton,  
New Jersey, USA*

They are all celebrating World Earth Day, a day set aside for valuing the natural world.



*Frida from  
Santo Tomas,  
Peru*

They all live in very different environments but many things about their school days are similar. They all play games and they all do math!



*Francis from London, England*



*Riku from Tokyo, Japan*



*Aseye [A-say-yay] from Accra, Ghana [GAH-na]*



*Rupa from Andhra Pradesh [AHN-druh pruh-DAESH], India*



*Solomon from Sydney, New South Wales, Australia*

Now turn the page to begin your around-the-world school adventure! ❖



# Solomon in Australia

Hi folks. It's Solomon here in

Australia. I was in a bit of a rush this morning and nearly forgot the spinifex grass I needed for our Earth Day project.

I yanked on my school

sweatshirt, grabbed my bag, and pulled on my sun hat—all at the same time.

“Where’s your spinifex, Solomon?” asked Mum, as we were halfway down the road. Oh no! We returned to get it, and then raced on to school.

*Here I am  
with my class.  
We are lining  
up, ready to go  
into school.*





I hurried straight to class. After assembly, we went outside to the playground for our jump-rope lesson. It really wakes you up!



*This is my teacher,  
Mrs. Ridings.*

### **Serious stuff**

My school is in New South Wales, which is a state in Australia. Each state creates its own school syllabus (the list of subjects we study) and exams.



Back in the classroom, we had to present our Earth Day project for news time—a show-and-tell lesson. We'd all brought a native plant of Australia to show the class. My friend Jordan and I talked about different species of spinifex grass and how you can use them to purify water, make glue, start a fire, and even build a roof!



Mrs. Ridings then asked us to write a poem about our plant.



*Spinifex*  
Grips the dunes, holds the sands,  
slows the wind, hugs the land.  
Dry blades make my campfire light,  
spread sparks into the deep, dark night,  
and afterwards, as the ashes lie,  
green shoots rise up toward the sky.  
Its roots like hands, the ground they hold,  
these spiky tufts that look like gold.

I didn't have time to finish my poem. It was my turn to use the math program on the computer.





At lunchtime, Jordan and I ate our Vegemite sandwiches and a piece of fruit under the huge, shady tree.

During book-share time, I read *Shirtfront*. It's about Australian-rules football. It's a really ace read.

Art was the last class of the day. We've been making a huge outdoor clock.

*This is our clock design.*



We're decorating each section of the clock with a different theme. Today, we stenciled stars onto the night-sky section and finished the handprint section. It looked impressive!



After school, I biked to Jordan's house to celebrate getting through our spinifex presentation. All the best. —Solomon ❖





## Riku in Japan

It was 7:40 a.m. I straightened my sweatshirt and clattered down the stairway of my apartment building to meet my friends waiting outside.

Once we were at school, we took off our outdoor shoes and put on our school sneakers. We put our shoes neatly in our cubbies before walking to our classrooms.

It was Misaki's turn to hold the morning meeting. She told us which areas we had to clean after lunch.

Our first class was Kanji—not my best subject. I tried to look excited as I got out my paper, pens, and pots of ink. I slowly used the nib to make an elegant Japanese character. Hmm. Not bad!



## Safety first!

Our fall term starts on September 1st. On the first day of the term, all students in Japan practice safety and earthquake drills.



### What's a soroban?

Soroban is a counting frame. You might call it an abacus. The wires are divided into a top one called “heaven” and a bottom one called “earth.”



Thank goodness it was time for math next. I'm like lightning on my soroban! The click-clack of the soroban beads as we worked out the answers was like a really loud orchestra. But soon the only sound was the rustle of paper as we made birds during our origami lesson.

Once we were done we still had time to play roshambo. You don't know roshambo? It's like rock, paper, scissors—but we use our feet as well as our hands. You have to be very quick!



At lunchtime, monitors carefully carried huge pans of rice, fish, and spiced vegetables into the classroom. We ate our lunch



at our desks as usual. Then we changed into our P.E. clothes before going to the gym to clean the wooden floor.



Then we went outside for P.E.  
We're putting on a fitness show soon,  
so we practiced our jump-rope routine.  
I think my team's routine is the best!



Finally! It was time for environmental studies and our Earth Day project. We had to present a plan for an environmentally friendly city of the future. My group showed our class three photos. Mine's the one in the middle.

## Kendo

Martial arts classes are popular in Japan. Kendo, or sword fighting, is practiced with bamboo swords and protective armor.



“In our city,” I explained, “we’ll plant beautiful gardens on top of skyscrapers. It will bring birds and beauty to the urban environment.”

“That’s a great idea!” cried Mr. Kento. So now I feel like I’m on top of the world.

—Riku ❖



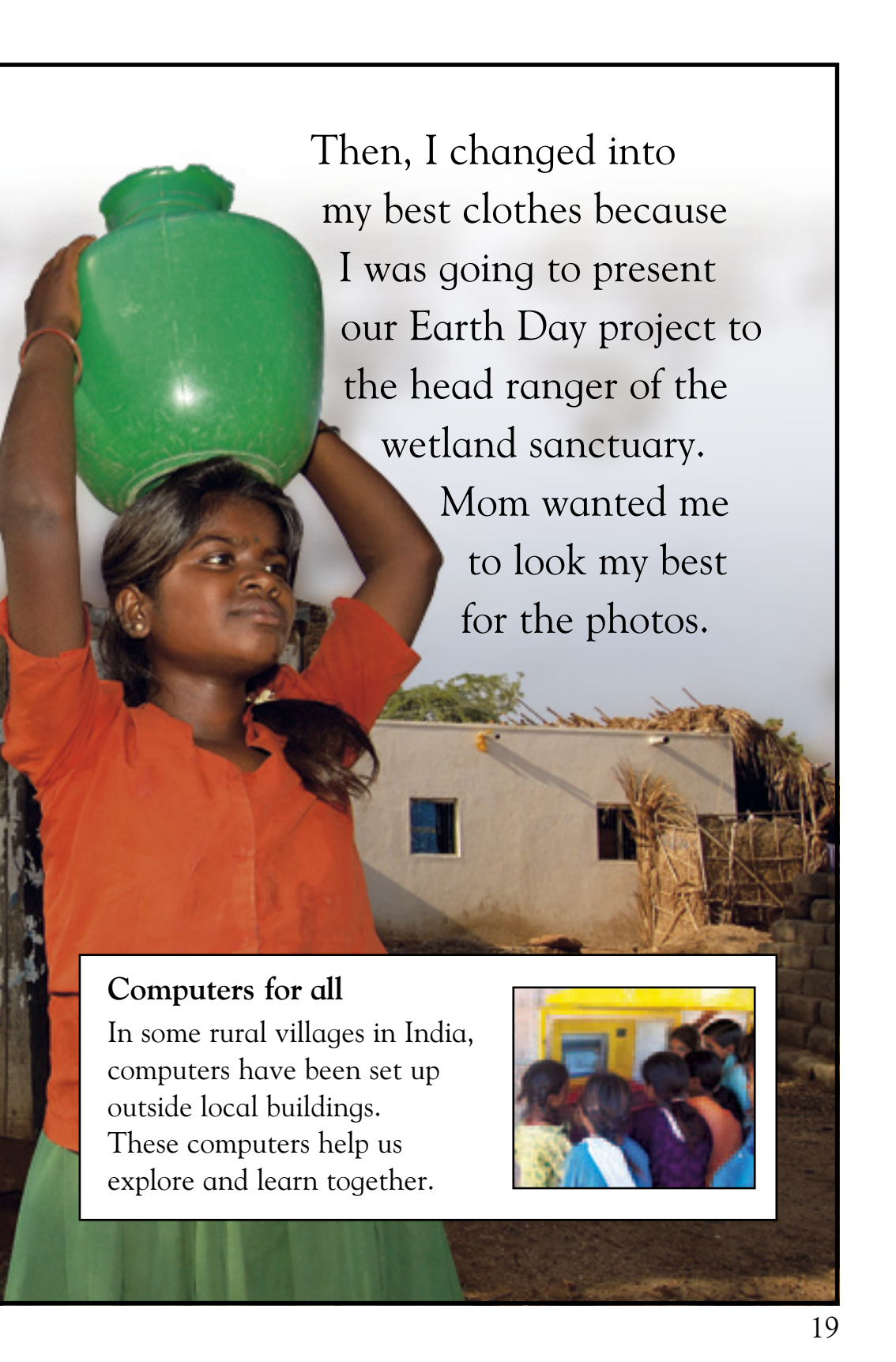


## Rupa in India

I don't go to school every day. Sometimes Mom goes off to work at the farm, and I have to stay home and help with the housework. But today, Mom said I only needed to bring in the water. Phew!

I walked to the village school with my friends.



A young girl with dark hair, wearing an orange short-sleeved shirt and a green skirt, is carrying a large, bright green plastic water pot balanced on her head. She is looking upwards and to the right. In the background, there is a simple, light-colored building with a thatched roof and some trees under a clear sky.

Then, I changed into  
my best clothes because  
I was going to present  
our Earth Day project to  
the head ranger of the  
wetland sanctuary.

Mom wanted me  
to look my best  
for the photos.

### **Computers for all**

In some rural villages in India,  
computers have been set up  
outside local buildings.  
These computers help us  
explore and learn together.



But I had to concentrate on math first. We started off with multiplication on the blackboard. We worked together to complete a multiplication table and then we used the table as a design for an embroidery pattern.

Mr. Manu handed out our writing-exercise books next. Today, we practiced Hindi, although we often write in Telugu [TEL-uh-goo]. That's my first language.





Next, we prepared the classroom for our puppet show. We'd made the hand

puppets in our art-and-design class and we'd written the play, too. We performed it in English for a class of younger children. They clapped for a long time when the show was over!



*Traditional Indian hand puppets*

### Learn some Hindi!

My Earth Day project used these Hindi words:



dharti  
*Earth*



patti  
*leaf*



surya  
*sun*

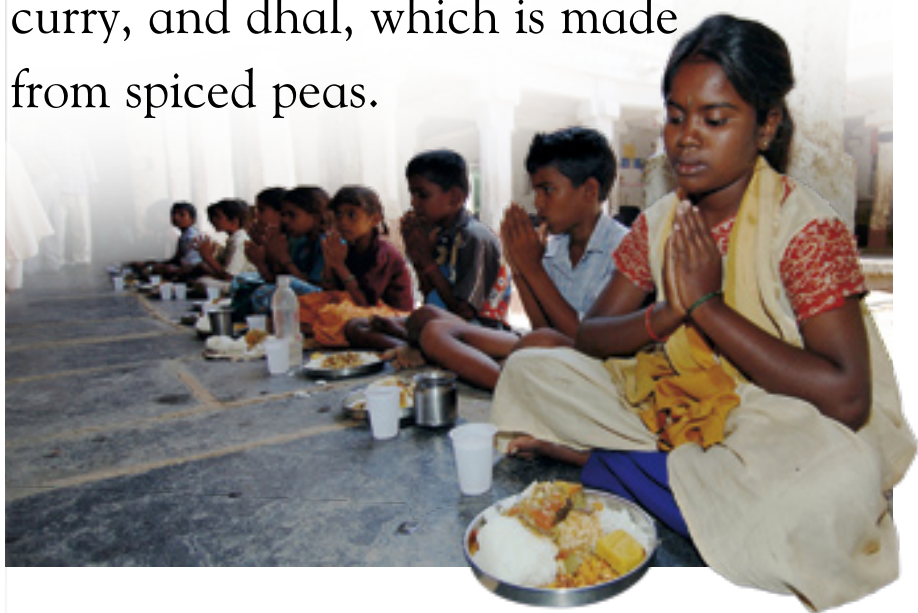


phul  
*flower*



bari  
*rain*

Next, we ate our lunches in the courtyard. We had rice, hot vegetable curry, and dhal, which is made from spiced peas.



Afterwards, the others played a game called kabbadi. I didn't play because I didn't want to get my clothes dirty.

“Rajesh! Back! Back! Look out for Meena,” I squealed. You can't imagine the noise when we play kabbadi!

We always sweep up after lunch—but my clothes got me out of it today!



Then my heart began to thump. Mr. Manu introduced us to Mr. Khanna from the wetland sanctuary. We showed



him our Earth Day project. We had identified bog plants that could be used in medicines. It's part of a huge project here in our state, Andhra Pradesh. Mr. Khanna said we'd done a great job, and I smiled for the rest of the day! —Rupa ❖



### Fun and games

We don't need equipment for many of our games. To win kabbadi, teams have to take over the other team's territory without getting tagged.





# Aseye in Ghana

Hello out there! It's me, Aseye!

I started the day with my gorgeous chickens. I always give them their feed of millet seeds and spinach stalks. Then I smoothed down my uniform and dashed to the school bus. My bag was like a lead weight with all the books and school supplies. Mom works hard at her market stall to pay for everything.



We bumped along the damp red earth road, then turned onto the busy highway. Soon, we pulled up at the school—a small building, shaded by fiery-red flame trees and blue jacarandas.

When the bell clanged, we all lined up and filed quietly past another group of students, who were sweeping the verandah with long twig-brooms.

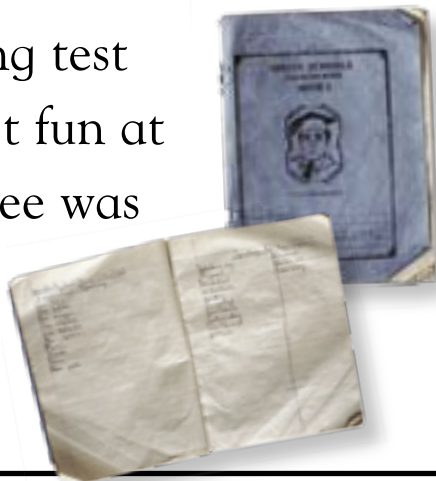


Mrs. Offei was already inside. She smiled broadly. “I know why you’re all so restless. It’s Earth Day! But math always comes first!”



Mrs. Offei wrote some number sequences on the blackboard. Then we did some number-line problems in our workbooks. We ended with a number-sequence clapping game, which was really fun!

The English spelling test that came next wasn’t fun at all. But the spelling bee was an exciting way to end the morning.





We lined up outside for lunch and filled our plates with vegetables, fufu, peanut stew with spinach, and fried fish. Then we made a lot of noise playing a game of ampe.



### **Play our game!**

In ampe, points are based on which legs touch after the players jump. If left touches right, player one scores. If left touches left or right touches right, player two scores.



Our afternoon class was visual arts. We're designing and painting a mural for the red-plaster walls of our new computer room.

Finally, it was Earth Day time. We greeted Mrs. Ampiah from the wildlife park with songs and a dance, which is our custom. We'd practiced hard in our performing-arts class.



Then Mrs. Ampiah announced the winner of the Earth Day prize. Last week, she'd asked us to find ways to protect the young saplings that we were planting in the school yard. Naaku, Yena, and I used some tall collars of tin we'd made in metalwork class. We couldn't believe it when Mrs. Ampiah said we'd found the best solution. We won pencil cases full of school supplies. What a day it's been! —Aseye ❖





# Francis in England



After I was woken up by the dustbin lorry (garbage truck), I pulled on my uniform and dashed downstairs for breakfast.

I met Harry on my walk to school. The bell was ringing so we hurried into class for registration. In assembly, we learned about the symbols on the United Kingdom's flag. Did you know England is just one part of the United Kingdom? The others are Scotland, Wales, and Northern Ireland.







Math began with some multiplication and division exercises. Then Mr. Brady outlined our next assignment on the whiteboard. We had to collect information to prove whether most children in the class with blond hair also had blue eyes. Our Venn diagram showed that it was true!



### **Serious stuff**

There are about 3,800 primary schools in England. We're very lucky because school is free. Only five percent of parents choose to pay for a private school.



After a break, Mr. Brady gave us a sports headline from a newspaper and we had to

perform a skit showing what the story might be about.

“Compose yourself, take a deep breath, and play to your audience,” Mr. Brady reminded us.

Compose ourselves? You should have felt the buzz!

A handwriting lesson was perfect for calming us down before lunch.





We ate lunch in the dining hall, which had been painted by some of my classmates' parents. It's really bright and colorful.

When we were done, we played a game of football (soccer). The game always takes over the playground, but our school has a great climbing frame, too.



### Games galore

We often play tag and ball games. In bad weather, we go into the gym and play short tennis, kwik cricket, and basketball.





This afternoon we continued to work on our citizenship project about birds and trees. In the computer room, we researched what

birds we might see in the school yard. Earlier this month, we'd built birdhouses and today we finally added the finishing touches. We then all went out to the school yard to put them up in the trees.



We all cheered for Earth Day when our birdhouses were in place.

After school, I played cricket with my dad in the garden (backyard) and then practiced playing my guitar for a bit.

My chords don't screech as much as they used to!  
See ya! —Francis






# Samantha in the United States



This morning, I was in the school-bus line early for a change! I was really excited. It was my turn to raise our school's American flag with Principal McGovern.



Afterwards, I rejoined my class to say the Pledge of Allegiance. During the pledge, we place our hands on our hearts while facing the flag.





It kind of helps us all pull together for the day.

We started class with a reading of *Flat Stanley*. In the story, after Stanley is flattened, he's mailed to a different state to visit a friend. (More on that later!) Then we did a spelling assignment based on the story.

### **State education**

There are about 38 million elementary-school children in the United States. Each state has its own guidelines on education.





Then it was time for math. (Hey! We all do math in the morning!) I had to explain my long division answer in front of the whole class. It took forever!

In science, we figured out how healthy our lunches were. My turkey sandwich on whole wheat had lots of protein and vitamins in it! I felt healthy eating it for lunch.







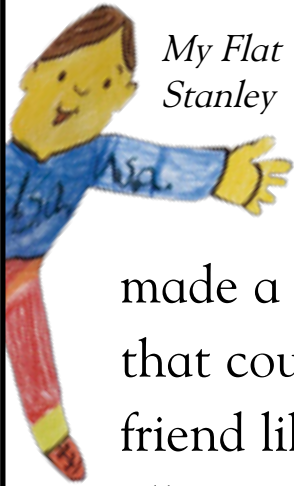
At recess,  
Cherise and  
I monkeyed  
around on  
the jungle

gym in the playground.

I loved our scratch-art class. We'd already painted over the colored layer on our scratchboards.

So, I carefully used the pointed wooden stick to scratch away the black paint. The colors underneath made a really awesome contrast!





*My Flat Stanley*

Then we talked about our Earth Day projects. At the beginning of the year, we each made a Flat Stanley (remember him?) that could be mailed from friend to friend like in the story. Mine's been all over the world since I first mailed him to Francis. Each friend sent me postcards and notes about their homes. They made my report really special.





My last class was music. I played the recorder. My mouth felt dry and funny afterwards.

After school, it was time for my softball game—and guess what? Our team won! Bye bye for now.  
—Samantha ❖



### Long days—long vacations!

We are at school for about seven or eight hours every day. But we get two and a half months of summer vacation from June to August.





## Frida in Peru



I always get up early to feed the donkeys, even when it's windy and muddy, like today.

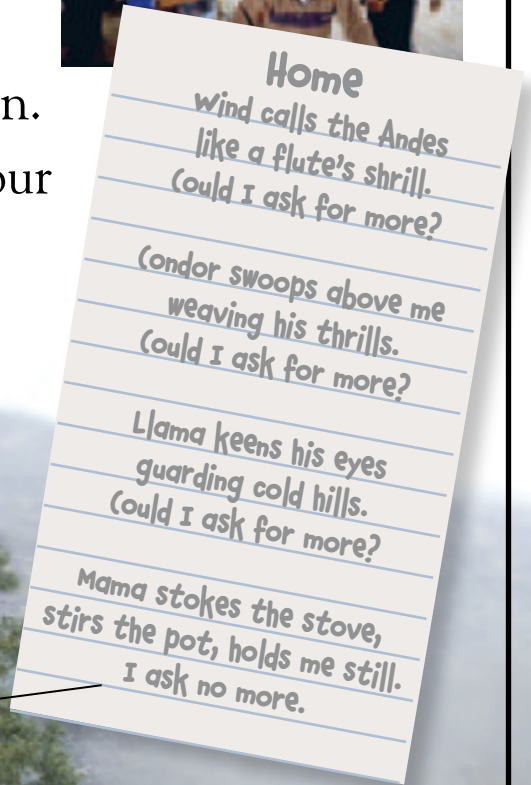
I feed them well, because they work hard carrying things for us.

After breakfast, I set off down the pot-holed road with my brother Jivan. We walked across the mountains to our schools in Santo Tomas.



The noisy buzzing  
in my classroom  
soon fizzled out as  
Mrs. Tola began our  
communication lesson.  
We wrote poems in our  
language, Quechua  
[KECH-uh-wuh].  
My poem was all  
about the natural  
world around us.

*Here's my  
poem in  
English.*



### My language

You might know some Quechua words, such as condor, puma, and llama. I speak Southern Quechua, which has a very rich tradition of storytelling, poetry, and music.






Mrs. Tola chose my poem for our wall display.

Everyone made a picture based on the words. I drew the Andes mountains.

“How can we paint the wind?” asked Paulo.

“We dance the movement of wind, don’t we? So we can paint it, too,” said Mrs. Tola, as she set out some graph paper for math.



## Girls' education

I will stay at primary school for six years and secondary school for five years. Right now, 25 percent of women in Peru cannot read or write.



We had to design a two-tiered chocolate box and then work out how many different chocolate shapes would fit into the space.





*Quinoa*

Lunch was a warming meal of quinoa [KEEN-wah] with chili-flavored meat and vegetable stew.

“Let’s eat quickly,” I said to Carolina, “or there won’t be time to play marbles before story time.”




*Marbles*





### Llamas on the lookout

Some Quechua people keep llamas on the hillsides to guard their sheep from small predators. Llamas are also used to carry loads, and their fur makes excellent wool for clothes.



After school, Jivan took me to the computer room at his secondary school so I could write an e-mail. The room is paid for by the government.

This afternoon, we'll join our village on the Earth Day work-in. We're building fences around the young trees that we planted on our hillsides last month. The llamas were chewing them all to pieces!

And now I'm going to salute you all with a glass of refreshing yellow Inca Cola! Cheers! —Frida ❖



# Glossary

**Andes**

A range of mountains along the west coast of South America.

**Andhra Pradesh**

The fourth-largest state in India. India is divided into 29 states.

**Assembly**

A time when the whole school or a group of classes gathers together.

**Blackboard**

A board painted black, which is written on with chalk.

**Citizenship project**

A project that teaches you what it means to be a good citizen.

**Communication**

A class about reading, writing, listening, and speaking.

**Cubby**

A small space used for storage.

**Elementary school or primary school**

A school for younger children, sometimes including kindergarten.

**Fufu**

An African food made from boiling flour or starchy vegetables in water.

**Graph paper**

Paper with fine grid lines for plotting diagrams.

**High school or secondary school**

A school for older children, who have finished elementary school.

**Hindi**

The national language of India.

**Kanji**

The Chinese-based characters of the modern Japanese writing system.

**Kwik cricket or kanga cricket**

A fast-paced ball-and-bat game for children.

**Metalwork**

A class about shaping metals to make useful things.

**Performing arts**

A dance, movement, and drama class.

**Pledge of Allegiance**

A promise to serve your country.

**Quinoa**

The grainlike fruit of an herb grown in the Andes.

**Spelling bee**

A spelling competition.

**Visual arts**

An art class that includes painting, sculpture, film, and photography.

**Wetland sanctuary**

An area of marshland set aside to protect plants and wildlife.

**Whiteboard**

A large touch screen linked to a computer.

# Index

- art 10, 21, 28
  - embroidery 20
  - handprint 11
  - mural 28
  - paint 28, 33, 39, 44
  - scratch art 39
  - stencil 11
- assembly 7, 30
- Australia 5, 6, 7, 8
  
- blackboard 20, 26
- book-share 10
- bus 24, 36
  
- citizenship 34
- classroom 8, 12, 15, 43
- clean 12, 15
- communication 43
- computer 9, 19, 28, 34, 47
- courtyard 22
- cubbies 12
  
- desks 15
  
- Earth Day 4, 6, 8, 16, 19, 21, 23, 26, 28, 29, 35, 40, 47
- England 5, 30, 31
- environmental studies 16
- exams 7
  
- games 5, 22, 23, 27, 33, 41
  - ampe 27
  - Australian-rules football 10
  - basketball 33
  - cricket 35
  - football (soccer) 33
  - kabbadi 22, 23
  - kwik cricket 33
  - marbles 46
  - roshambo 14
  - short tennis 33
  - softball 41
  - tag 33
- Ghana 5, 24
- gym 15, 33, 39
  
- India 5, 18, 19
- ink 12
  
- Japan 5, 12, 13, 17
- jump-rope 7, 16
  
- Kendo 17
  
- language 20, 43
  - English 21, 26
  - Quechua 43, 47
  - Telugu 20
- llamas 43, 47
- lunch 10, 12, 15, 22, 27, 32, 33, 38, 46
  
- math 5, 9, 14, 20, 26, 31, 38, 44
  - division 31, 38
  - graph paper 44
  - multiplication 20, 31
  - number sequences 26
  - soroban 14
  - Venn diagram 31
- metalwork 29
- monitors 15
- morning meeting 12
- music 41, 43
  - guitar 35
  - recorder 41
  
- news time 8
  
- origami 14
  
- P.E. 15, 16
- performing arts 28
  
- Peru 4, 42, 45
- playground 7, 33, 39
- Pledge of Allegiance 36
- poem 9, 43, 44
- project 6, 8, 16, 19, 21, 23, 34, 40
- puppets 21
  
- reading 37
- recess (break) 32, 39
- registration 30
  
- safety 13
  - earthquake drills 13
- science 38
- skit 32
- spelling 26, 37
- spinifex 6, 8, 9, 11
- state 7, 23, 37
  - Andhra Pradesh 5, 23
  - New Jersey 4
  - New South Wales 5, 7
- story time 46
- sweep 22, 25
- syllabus 7
  
- uniform 24, 30
- United Kingdom 30
- United States 4, 36, 37
  
- vacation 41
- village 18, 19, 47
- visual arts 28
  
- walk 30, 42
- whiteboard 31
- writing 20
  - handwriting 32
  - Hindi 20, 21
  - Kanji 12

Find out what school is like for children in different countries, from Ghana to the United States.



## DK READERS

Stunning photographs combine with lively illustrations and engaging, age-appropriate stories in DK READERS, a multilevel reading program guaranteed to capture children's interest while developing their reading skills and general knowledge.

<p>LEARNING <b>1</b> TO READ</p>	<p>Learning to read</p>	<ul style="list-style-type: none"> <li>● High-frequency words</li> <li>● Picture word strips</li> <li>● Labels to introduce and reinforce vocabulary</li> </ul>
<p>BEGINNING <b>1</b> TO READ</p>	<p>Beginning to read</p>	<ul style="list-style-type: none"> <li>● Word repetition, limited vocabulary, and simple sentences</li> <li>● Picture dictionary boxes</li> </ul>
<p>OL <b>2</b> READ ALONE</p>	<p>Beginning to read alone</p>	<ul style="list-style-type: none"> <li>● Longer sentences and increased vocabulary</li> <li>● Information boxes full of extra fun facts</li> <li>● Simple index</li> </ul>
<p>READING <b>3</b> ALONE</p>	<p>Reading alone</p>	<ul style="list-style-type: none"> <li>● More complex sentence structure</li> <li>● Information boxes and alphabetical glossary</li> <li>● Comprehensive index</li> </ul>
<p>PROFICIENT <b>4</b> READERS</p>	<p>Proficient readers</p>	<ul style="list-style-type: none"> <li>● Rich vocabulary and challenging sentence structure</li> <li>● Additional information and alphabetical glossary</li> <li>● Comprehensive index</li> </ul>

With DK READERS, children will learn to read—then read to learn!

Jacket images *Front:*  
Punchstock; Photodisc Red

\$3.99 USA  
\$4.99 Canada



Discover more at  
[www.dk.com](http://www.dk.com)

Printed in China

ISBN 978-0-7566-2548-1



9 780756 625481