


SMITHSONIAN



W
E
C
A
R
E
S




THE
UNIVERSE
AS YOU'VE
NEVER
SEEN IT
BEFORE



KNOWLEDGE ENCYCLOPEDIA

SPACE!





 SMITHSONIAN 
KNOWLEDGE ENCYCLOPEDIA

SPACE!





Penguin
Random
House

DK London

Senior editor Ben Morgan

Senior art editor Smiljka Surla

Editor Steve Setford

US editors Christine Heilman, Margaret Parrish

Designer Jacqui Swan

Contributors Robert Dinwiddie, John Farndon, Geraint Jones,

Ian Ridpath, Giles Sparrow, Carole Stott

Scientific consultant Jacqueline Mitton

Illustrators Peter Bull, Jason Harding, Arran Lewis

Jacket design development manager Sophia MTT

Jacket designer Laura Brim

Jacket editor Claire Gell

Producer, pre-production Nikoleta Parasaki

Producer Mary Slater

Managing editor Paula Regan

Managing art editor Owen Peyton Jones

Publisher Andrew Macintyre

Associate publishing director Liz Wheeler

Art director Karen Self

Design director Stuart Jackman

Publishing director Jonathan Metcalf

DK Delhi

Senior editor Bharti Bedi

Senior art editor Nishesh Batnagar

Project editor Priyanka Kharbanda

Art editors Heena Sharma, Supriya Mahajan

Assistant editor Sheryl Sadana

DTP designer Nityanand Kumar

Senior DTP designers Shanker Prasad, Harish Aggarwal

Picture researcher Deepak Negi

Jacket designer Dharendra Singh

Managing jackets editor Saloni Singh

Managing editor Kingshuk Ghoshal

Managing art editor Govind Mittal

Pre-production manager Balwant Singh

Production manager Pankaj Sharma

First American Edition, 2015

Published in the United States by DK Publishing

345 Hudson Street, New York, New York 10014

Copyright © 2015 Dorling Kindersley Limited

A Penguin Random House Company

15 16 17 18 19 10 9 8 7 6 5 4 3 2 1

001-264881-September/2015

All rights reserved.

Without limiting the rights under the copyright reserved above, no part of this publication may be reproduced, stored in or introduced into a retrieval system, or transmitted, in any form, or by any means (electronic, mechanical, photocopying, recording, or otherwise), without the prior written permission of the copyright owner.

Published in Great Britain by Dorling Kindersley Limited.

A catalog record for this book is available from the Library of Congress.

ISBN: 978-1-4654-3806-5

DK books are available at special discounts when purchased in bulk for sales promotions, premiums, fund-raising, or educational use. For details, contact: DK Publishing Special Markets, 345 Hudson Street,

New York, New York 10014.

SpecialSales@dk.com

Printed and bound in China

**A WORLD OF IDEAS:
SEE ALL THERE IS TO KNOW**


www.dk.com



Smithsonian
Institution

THE SMITHSONIAN

Established in 1846, the Smithsonian—the world's largest museum and research complex—includes 19 museums and galleries and the National Zoological Park. The total number of artifacts, works of art, and specimens in the Smithsonian's collection is estimated at 137 million. The Smithsonian is a renowned research center, dedicated to public education, national service, and scholarship in the arts, sciences, and history.



CONTENTS

THE SOLAR SYSTEM

The Sun's family	8
Around the Sun	10
Birth of the solar system	12
The Sun	14
Mercury	16
Venus	18
Earth	20
Inside Earth	22
The Moon	24
Exploring the Moon	26
Impact craters	28
Eclipses	30
Mars	32
Valles Marineris	34
Exploring Mars	36
Red planet	38
Asteroids	40
Shooting stars and meteorites	42
Jupiter	44
Moons of Jupiter	46
Io	48
Saturn	50
Saturn's rings	52
Ring world	54
Moons of Saturn	56
Titan	58
Uranus	60
Neptune	62
Minor planets	64
Comets	66

STARS

How stars work	70
Types of stars	72
Star birth	74
Exoplanets	76
Hot Jupiters	78
Lives and deaths of stars	80
Butterfly Nebula	82
Red supergiants	84
Neutron stars	86
Black holes	88
Multiple stars	90
Star cloud	92



GALAXIES

The cosmos	96
Milky Way	98
Galaxies	100
Active galaxies	102
Colliding galaxies	104
Galaxy clusters	106
The universe	108
The Big Bang	110

EXPLORING SPACE


Space exploration	114
Discovering space	116
Telescopes	118
Space telescopes	120
Rockets	122
First person in space	124
Space probes	126
Rovers	128
Crewed spacecraft	130
Space Shuttle	132
Apollo program	134
Lunar lander	136
Moon buggy	138
Spacesuit	140
Spacewalk	142
Space stations	144
Future exploration	146
The search for life	148


THE NIGHT SKY

The celestial sphere	152
Practical stargazing	154
Northern star-hopping	156
Southern star-hopping	158
Star maps	160
Constellations	162

REFERENCE


Solar system data	196
Exploring the planets	198
Stars and galaxies	200
Glossary	202
Index and acknowledgments	204





THE SOLAR SYSTEM

Our local neighborhood in space is called the solar system. At its heart is the Sun, an ordinary star that is so close it floods our planet with light. Trapped in its orbit by gravity are Earth and seven other planets, their many moons, and millions of comets and asteroids.



MERCURY

VENUS

EARTH

MARS

JUPITER

SATURN

URANUS

THE SUN AND PLANETS

The Sun is huge compared to even the biggest of the planets, Jupiter, and it contains 99.8 percent of the solar system's entire mass. At nearly 870,000 miles (1.4 million km) wide, the Sun is ten times wider than Jupiter and over 1,000 times more massive. Yet even Jupiter is gigantic compared to Earth. The solar system's eight planets form two distinct groups. The inner planets—Mercury, Venus, Earth, and Mars—are solid balls of rock and metal. In contrast, the outer planets are gas giants—enormous, swirling globes made mostly of hydrogen and helium.

1.3 million—the number of times Earth's volume could fit inside the Sun.

SUN

The Sun's family

The solar system is a vast disk of material over 19 billion miles (30 billion km) across, with the Sun at its center. Most of it is empty space, but scattered throughout are countless solid objects bound to the Sun by gravity and orbiting (traveling around) it, mostly in the same direction. The biggest objects are almost perfectly round and are called planets. There are eight of them, ranging from the small rocky planet Mercury to gigantic Jupiter. The solar system also has hundreds of moons and dwarf planets, millions of asteroids, and possibly millions or billions of comets.

MINOR BODIES

Besides the planets, there are so many other bodies in the solar system that astronomers have not been able to identify them all. Bodies more than about 125 miles (200 km) wide, such as dwarf planets and large moons, are round. Smaller objects are lumpy in shape.



Asteroids

There are millions of these rocky lumps, most of which circle the Sun in an area between Mars and Jupiter: the asteroid belt. A few asteroids have orbits that take them perilously close to Earth or other planets.



Comets

Comets are icy bodies that travel in from the outer solar system, forming a bright tail as they come close enough to the Sun for the ice to evaporate. Many comets are thought to come from a vast cloud called the Oort cloud, far beyond the planets.



Dwarf planets

The force of gravity pulls large objects into a spherical shape over time. Dwarf planets have enough gravity to become spherical but not enough to sweep the area around their orbits clear of other objects. The total number of dwarf planets is unknown.

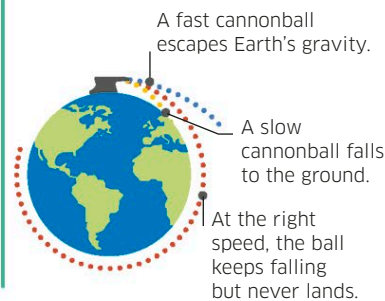
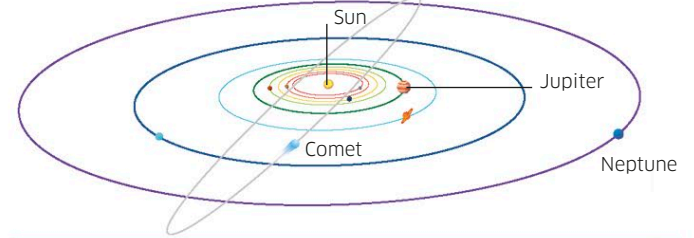


Moons

Most of the planets and many of the other objects in the solar system have moons—natural satellites that orbit them, in the same way that the planets orbit the Sun. Nineteen of these moons are large enough to be round, and two of them are larger than the planet Mercury.

ORBITAL PLANE

The orbits of the planets and most asteroids around the Sun are aligned, making a flat shape known as a plane. This means they rarely bump into each other. Comets, though, can be in orbits at any angle.

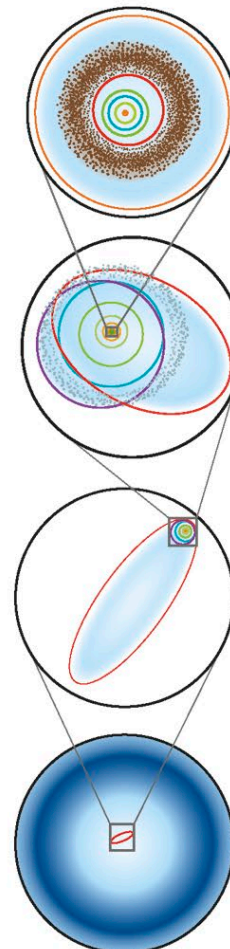


How orbits work

To understand how orbits work, English scientist Isaac Newton imagined cannonballs being fired into space. If a cannonball flies so fast that the curvature of its fall matches Earth's curvature, it will keep flying forever, orbiting the planet.

STRUCTURE

The solar system has no clear outer edge and is so big that distances are measured not in miles or kilometers but in astronomical units (AU). One astronomical unit is the average distance from Earth to the Sun.



Inner solar system

Circling closest to the Sun are the four inner planets: Mercury, Venus, Earth, and Mars. Beyond Mars lies the asteroid belt, and beyond the asteroid belt is Jupiter (orbit in orange) at 5 AU from the Sun.

Outer solar system

Beyond the orbits of Jupiter, Saturn, Uranus, and Neptune is a ring of icy bodies known as the Kuiper belt, some 30-50 AU from the Sun. Two of the largest objects in the Kuiper belt are Pluto (orbit in purple) and Eris (orbit in red).

Beyond Pluto

One of the most distant solar system objects known is Sedna, a minor body whose elongated orbit takes it as far from the Sun as 937 AU. Sedna's journey around the Sun takes 11,400 years to complete. The Sun would look so tiny from Sedna that you could block it out with a pin.

Oort cloud

Far beyond Sedna's orbit is the Oort cloud—a vast ball of icy bodies reaching 100,000 AU from the Sun. Some comets are thought to come from the Oort cloud. The Sun's gravity is so weak here that objects in the cloud can be dislodged by the gravity of other stars.




NEPTUNE

Asteroids

Much smaller than planets, asteroids are giant rocks that mostly orbit the Sun in a belt between the orbits of Jupiter and Mars. Some have orbits that take them across the paths of inner planets such as Earth and Mercury.



Rings of dust and ice encircle Saturn and other gas giants.



SATURN




JUPITER

Inner planets

The inner planets are made of rock and iron and are called terrestrial planets. They are small and very fast-moving. Even Mars's orbit takes less than two years to complete.

Sun

The Sun lies in the center of the solar system. It spins on its axis, taking less than 25 days to turn completely despite its massive size.



MERCURY



VENUS

Venus spins in the opposite direction to the other planets.



EARTH

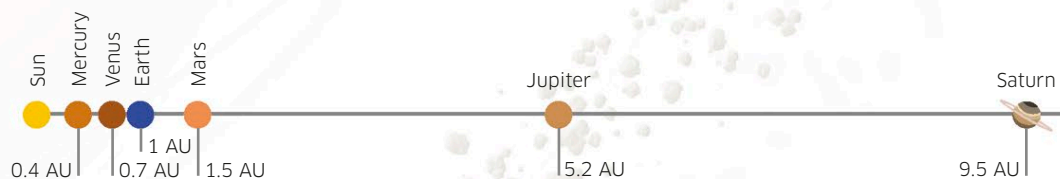


MARS

Asteroid belt


Distance from the Sun

Distances shown above are not to scale. This chart shows the actual distances between the planets. Distances are shown in astronomical units (AU). One AU is the distance from Earth to the Sun.




Comets

Comets are giant lumps of ice and dust that have highly elliptical orbits. They can spend centuries in the outer reaches of the solar system before swooping close to the Sun and developing tails as they warm up.



URANUS

Uranus, unlike the other planets, spins on its side, rolling around on its orbit.



NEPTUNE

Kuiper belt

Beyond the planets is a belt of icy bodies, some of which are large enough to be classed as dwarf planets. These objects are so far from the Sun that they can take hundreds of years to complete one orbit.

Gas giants

The outer planets are all much bigger than the inner planets. They are called gas giants because they are made mostly of hydrogen and helium. These substances are gases on Earth, but in the gas giants they are mostly in liquid form.



Jupiter spins round faster than any other planet, completing one rotation in under ten hours. The speed of movement at its equator is 27,000 mph (43,000 km/h).

Around the Sun

Trapped by the Sun's gravity, the eight planets of the solar system travel around the central star on nearly circular paths, spinning like tops as they go.

The farther a planet is from the Sun, the slower it travels and the longer its orbit takes. The farthest planet, Neptune, takes 165 years to get around the Sun and moves at just over 3 miles (5 km) per second. Earth, meanwhile, bowls through space nearly six times as fast, and Mercury, the planet closest to the Sun, whizzes around it in just 88 days at a speedy 30 miles (50 km) per second. The planets' orbits are not circular. Instead, they follow slightly oval paths, known as ellipses, that take them closer to the Sun at one point. Mercury's orbit is the most elliptical: its farthest point from the Sun is more than 50 percent farther than its nearest point.

Every object in space is spinning around, from planets and moons to stars, black holes, and galaxies.

Uranus



19 AU

Neptune



30 AU

New Sun
The Sun contains 99.8 percent of the material now in the solar system.

Rocky planets
Grains of rock and metal collected in the inner part of the young solar system, which was much hotter than the outer zone. This material would form the inner planets—Mercury, Venus, Earth, and Mars—which have rocky outer layers and cores of iron.



Birth of the solar system

The planets of the solar system formed from gas and grains of dust and ice surrounding the newly formed Sun.

The solar system was born inside a vast, dark cloud of gas and dust. About 5 billion years ago, something triggered a burst of star formation in the cloud—perhaps a nearby star exploded, sending a shock wave rippling through the cloud. Hundreds of pockets of gas were squeezed into clumps. Their gravity pulled in more and more gas, making the clumps larger and denser. This made them heat up inside and start to glow. Eventually, the cores of the clumps got so hot and dense that nuclear reactions began and they became stars. One of those stars was our Sun.



Oldest rocks
Meteorites are space rocks that fall onto Earth. They include the oldest rocks known to science. Many are leftovers from the cloud of debris that formed the planets.

Hot zone

Closer to the Sun, gases are boiled away to leave just grains of rock and metal.

Solar nebula

When the Sun formed inside a vast cloud of gas and dust, it was rotating, and a swirling disk of material collected in a flat plane around it. This disk is called the solar nebula.

Cold zone


The cold outer regions beyond the "frost line" are mostly grains of ice made from water, methane, and ammonia.

Leftovers

Not all the material in the solar nebula formed planets—the leftovers formed moons, asteroids, comets, and dwarf planets.

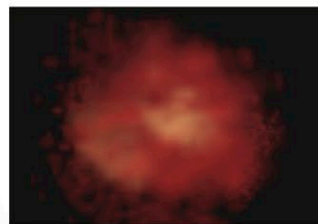
Birth of the giants

Vast amounts of icy debris collected in the cold outer part of the solar system. This material drew together to form planets so large that they had enough gravity to pull in gases such as hydrogen and helium. These planets would become the gas giants: Jupiter, Saturn, Uranus, and Neptune.




The solar system forms

The solar system formed 4.6 billion years ago when a clump of gas and dust was pulled together by its own gravity inside a giant cloud. The collapsing mass gave birth to our Sun, surrounded by a flattened spinning disk (the solar nebula) from which the planets formed.



Collapsing clump

Within the giant cloud, a pocket of gas began to shrink, perhaps because a shock wave from a supernova (exploding star) disturbed the cloud.




Spinning disk

As the clump shrank, it began spinning, turning faster and faster until it formed a disk. Its center began to heat up.




The Sun is born

Nuclear reactions began in the dense center, which began to shine as a star. The leftover matter formed a disk called a solar nebula.



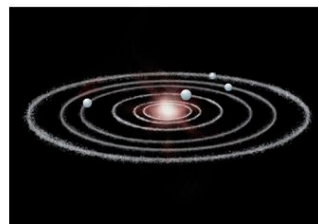
Planetesimals

Gravity caused the particles in the disk to clump together, forming billions of tiny planets, or planetesimals.



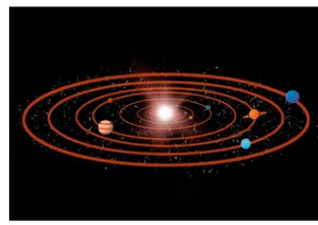
Planets form

The planetesimals crashed into each other, sticking together and growing into fewer, larger planets.



Migration

The orbits of the giant planets changed. Neptune and Uranus moved farther out, pushing smaller icy bodies into even more distant orbits.



The solar system today

By about 3.9 billion years ago, the solar system had settled down into its present pattern of planets.


The Sun

Our Sun is a typical star—a vast, glowing ball made mostly of superhot hydrogen and helium gas.

The Sun has been shining for nearly 5 billion years and will probably continue to shine for another 5 billion. More than a million times larger in volume than Earth, it contains over 99 percent of the solar system's mass. The tremendous force of gravity generated by this mass keeps the planets of the solar system trapped in orbit around it. The Sun's source of power lies buried deep in its core, where temperatures soar to 27 million °F (15 million °C). The intense heat and pressure in the core trigger nuclear fusion reactions, turning 4 million tons of matter into pure energy every second. This energy spreads upward to the seething surface of the Sun, where it floods out into space as light and other forms of radiation.

Core

The Sun's core is like a nuclear reactor. The nuclei (centers) of hydrogen atoms are forced together to form helium nuclei—a process called nuclear fusion.



Sunspots

Sometimes dark patches appear on the Sun, often in groups. Called sunspots, they look darker because they are about 3,500°F (2,000°C) cooler than the rest of the surface. They last only a few weeks and are caused by the Sun's magnetic field.


FAST FACTS

Diameter: 865,374 miles (1,392,684 km)

Mass (Earth = 1): 333,000

Surface temperature: 9,930°F (5,500°C)

Core temperature: 27 million °F (15 million °C)



Prominence

Giant eruptions of hot gas sometimes burst out from the Sun. Called prominences, they follow loops in the Sun's invisible magnetic field.

Convective zone

Below the Sun's surface is the convective zone, an area in which pockets of hot gas rise, cool, and then sink back down again. This movement carries energy from the core toward the surface.

Radiative zone

Deep beneath the convective zone is the dense, hot radiative zone. Energy travels through this part of the Sun as radiation.

Spicules

Jets of gas called spicules cover the whole Sun.

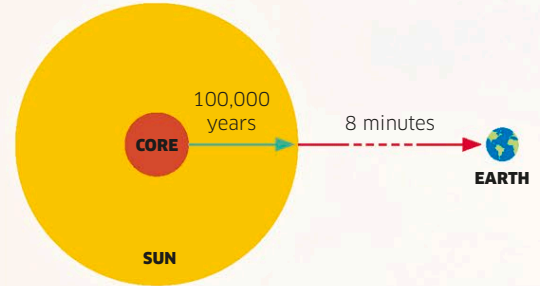
Photosphere

The outer part of the Sun is transparent to light, creating the illusion of a surface. This apparent surface is called the photosphere and has a grainy appearance, caused by pockets of hot gas rising from deep below.

EARTH TO SAME SCALE

Speed of light

Traveling at the speed of light, it takes a mere eight minutes for the Sun's energy to travel across space to reach Earth. However, it can take up to 100,000 years for energy to travel through the star's dense interior to reach its surface.



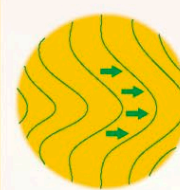
Northern lights

As well as producing heat and light, the Sun flings out streams of deadly high-energy particles, forming the "solar wind." Earth's magnetic field protects us from these particles like an elastic cage, but when a strong blast of them disturbs the magnetic field, trapped particles cascade down into the atmosphere. They set off brilliant light displays near the poles, called auroras or the northern and southern lights.




Solar cycle

The number of sunspots on the Sun varies in a regular cycle, reaching a peak every 11 years or so before dying down again. This happens because of the way the Sun rotates. The star's equator spins 20 percent faster than its poles, causing the Sun's magnetic field to get tangled up. Every 11 years it gets so tangled that it breaks down, before forming afresh.



The Sun spins much faster at its equator than at its poles.



The difference in speeds twists magnetic field lines out of shape.



The twisted field lines burst in loops from the surface, creating sunspots.

Mercury

The planet Mercury is a giant ball of iron covered in a shallow layer of rock. It is the smallest planet and the one closest to the Sun.

Mercury is the speedster of the planets, completing its journey around the Sun in just 88 Earth days at the brisk pace of 108,000 mph (173,000 km/h), which is faster than any other planet. Scorched by the Sun's heat, Mercury's dusty, Moon-like surface is hotter than an oven by day but freezing at night. Deep under the surface, a giant core of iron almost fills the planet's interior. The oversized core suggests that Mercury was once struck with such violence that most of its rocky outer layers were blasted away into space.

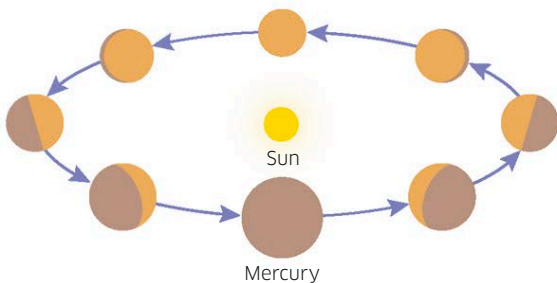
Mercury's cliffs
Among Mercury's most distinctive features are long, winding cliffs called rupes, shown in this artist's impression. They probably formed at least 3 billion years ago when the young planet was cooling and shrinking, which made its surface wrinkle.



Craters on Mercury, such as the Mendelssohn Crater, are named after writers, artists, and composers.


Around the Sun

Mercury takes 88 Earth days to orbit the Sun. As it travels, its shape as seen through a telescope appears to change because we see different parts of the planet lit by sunlight.

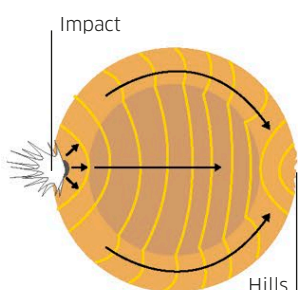


Deep impact


The Caloris Basin, seen here in false color, is one of the biggest impact craters in the solar system. The crater is 960 miles (1,550 km) wide, but the collision that produced it was so violent that debris was flung more than 600 miles (1,000 km) beyond the crater rim.



Caloris Basin



Cracked planet
On the opposite side of Mercury from the Caloris Basin is a strange area of jumbled hills. Scientists think shock waves from the giant impact traveled all the way through Mercury and converged here, cracking the ground.



Large craters are surrounded by streaks of pale material blasted out by the impact.

Lange Crater

Eminescu Crater is 78 miles (125 km) wide.

Core

Mercury's gigantic core is made of iron. Because of the way Mercury wobbles a little as it rotates, scientists think the outer part of the core might be liquid.

Mantle

At only 370 miles (600 km) deep, Mercury's mantle is remarkably thin. Like Earth's mantle, it's made of silicate rock.

Crust

Unlike Earth's crust, which is broken into plates, Mercury's crust is a single solid shell of rock.

Atmosphere

Because Mercury's gravity is weak and its surface is blasted by solar radiation, its atmosphere is thin and contains only a trace of gas.

Scar face

Impacts billions of years ago have left Mercury thoroughly pitted by craters. Because the planet is small, it doesn't have enough gravity to hold on to a thick atmosphere, and there's no air to stop meteorites from crashing into it.


FAST FACTS

Surface gravity (Earth = 1): 0.38


Time to rotate once: 59 Earth days


Year: 88 Earth days

Moons: 0



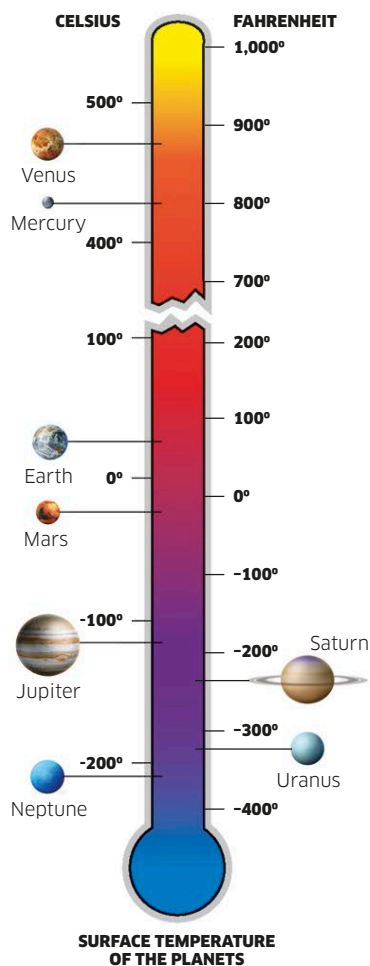
At the base of the mantle is a solid layer of iron sulfide. On Earth this mineral forms shiny rocks known as "fool's gold."





Deadly clouds

Venus's dense atmosphere is about 97 percent carbon dioxide. A thick layer of cloud, about 35 miles (60 km) above the surface, hides the planet's surface entirely. These clouds are made of drops of sulfuric acid.



Hot planet

Venus is hot not just because it is close to the Sun but also because its air contains so much carbon dioxide. Like glass in a greenhouse, carbon dioxide traps the Sun's heat. This greenhouse effect warms Earth too, because of the water vapor and carbon dioxide in the air, but it is much weaker than on Venus.

Venus


Our nearest neighbor in space, Venus is very similar to Earth in size. However, the furnace-like surface of this rocky planet bears little resemblance to our world.

Venus is cloaked in swirls of yellowish clouds. Unlike Earth's clouds, which contain life-giving water, these clouds are made of deadly sulfuric acid. The atmosphere is so thick that pressure on the planet's surface is 92 times that on Earth—enough to crush a car flat. At 860°F (460°C), the surface is also hotter than that of any other planet in the solar system.

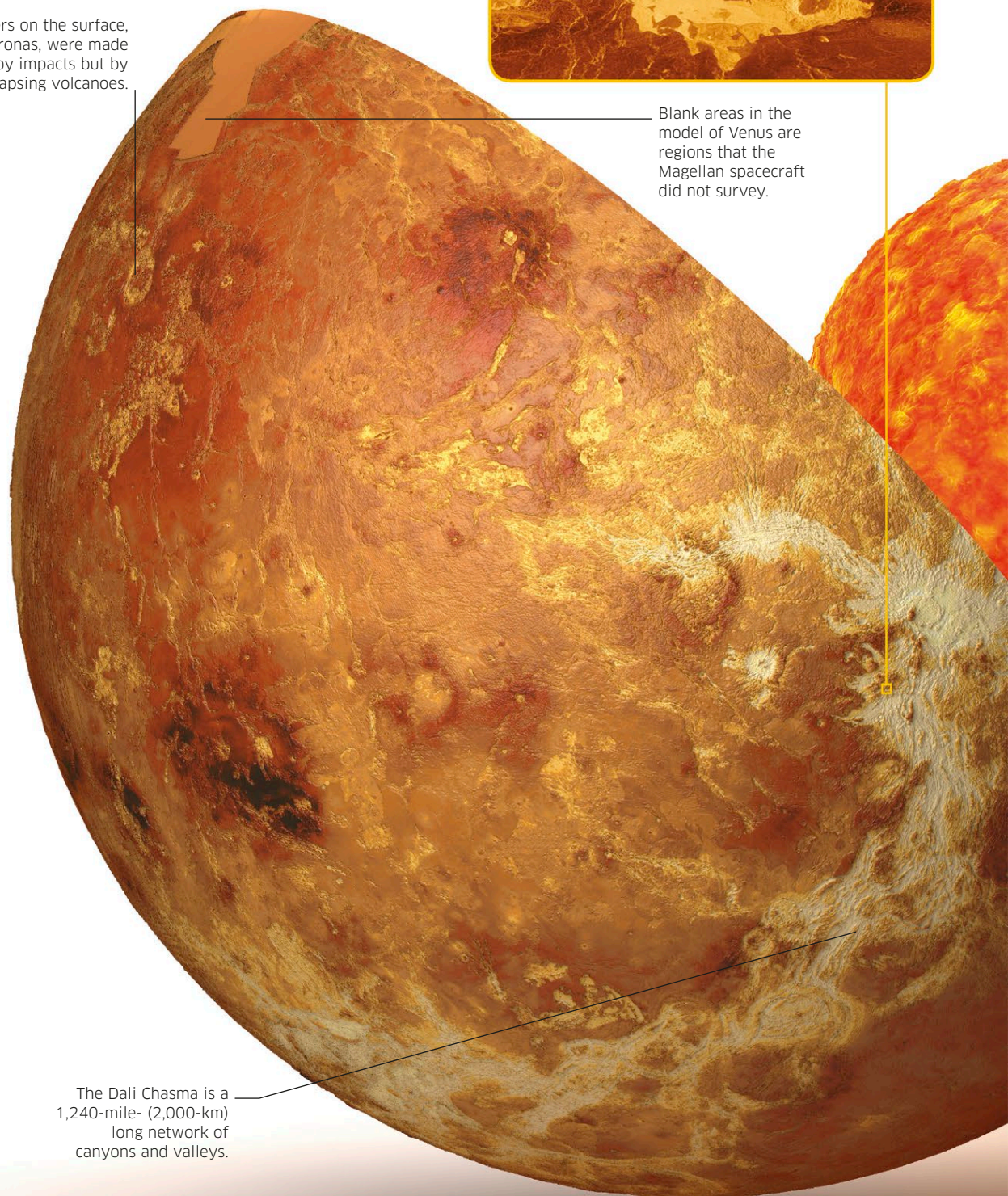
Many craters on the surface, called coronas, were made not by impacts but by collapsing volcanoes.

Volcanoes

Venus has more volcanoes than any other planet in the solar system. Half a billion years ago, the entire surface of the planet was remade by volcanic eruptions. We can't see if any of the volcanoes are active since Venus's thick clouds hide them from view. However, scientists have detected unusual heat from the largest volcano, Maat Mons (below), which suggests it might be erupting.



Blank areas in the model of Venus are regions that the Magellan spacecraft did not survey.



The Dali Chasma is a 1,240-mile- (2,000-km) long network of canyons and valleys.

FAST FACTS

Surface gravity (Earth = 1): 0.91

Moons: 0

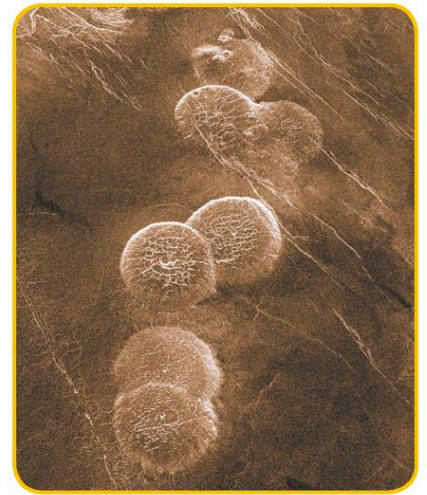
Year: 225 Earth days

Time to rotate once: 243 Earth days




Pancake domes

Unlike volcanoes on Earth, those on Venus rarely erupt explosively. Instead, they ooze lava slowly. In some places, thick lava has piled up on the surface to form squat, rounded volcanoes called pancake domes.



Core

Like the other rocky planets, Venus probably has a red-hot core made mostly of iron. The inner core is likely solid but the outer part may be partly liquid.



The surface consists of bare rock and is so hot that an astronaut would be burned to a cinder in just a few minutes.

Mantle

Venus's mantle of rock is kept slightly soft by heat from the core. Over millions of years, the soft rock slowly churns around.

Crust

Unlike Earth's crust, Venus's crust is quite thick and rarely moves, merely bulging up in places now and then.

Atmosphere

Venus has the thickest, densest atmosphere of all the rocky planets, with a permanent blanket of cloud that covers the entire planet. The cloud-free view on the left side of this 3-D model was created from radar data sent to Earth by the Magellan spacecraft.

Earth

Of all the planets so far discovered, ours is the only one known to harbor life and to have vast oceans of liquid water on the surface.

Earth's distance from the Sun and its moderately thick atmosphere mean it never gets very hot or very cold at the surface. In fact, it is always just the right temperature for water to stay liquid, making life as we know it possible. That is very different from scorching Venus, where all water boils away, and icy Mars, where any water seems to be frozen. Life on Earth began around 3.8 billion years ago, soon after the newly formed planet cooled down, allowing water to form oceans. Since then, living organisms have slowly transformed the planet's surface, coloring the land green and adding oxygen to the atmosphere, which makes our air breathable.



Life in water

Water is essential to all forms of life on Earth because the chemical reactions that keep organisms alive happen in water. Most scientists think life began in water, perhaps at the bottom of the sea, where volcanic chimneys might have provided essential warmth and nutrients. Today, oceans contain some of the most diverse natural habitats on the planet, such as the coral reefs of tropical seas.

Polar ice

Because Earth's poles receive so little warmth from the Sun, they are permanently cold and are covered in ice. An icy continent sits over Earth's South Pole, but an icy ocean sits at the North Pole.

FAST FACTS

Time to rotate once: 23.9 hours

Year: 365.26 days

Moons: 1

Average temperature: 61°F (16°C)



Axis of rotation





Tilt

Earth does not spin upright, as compared to its path around the Sun. Instead, it is tilted over at an angle of 23.4°. The planet also wobbles very slowly, causing its tilt to swing from 22.1° to 24.5° every 42,000 years.


Living organisms have been found in rock **3 miles (5 km) deep underground** and in the air **10 miles (16 km) high in the atmosphere.**

Continents

Most of Earth's land is concentrated in large masses called continents. Over millions of years, the continents very slowly move around the planet, colliding and breaking up to form new patterns.

Life on land

For billions of years, life existed only in water. Then, 475 million years ago, tiny plants inched their way out of swamps and onto land. From this small beginning, life spread over the continents, covering the wettest places with dense forests.

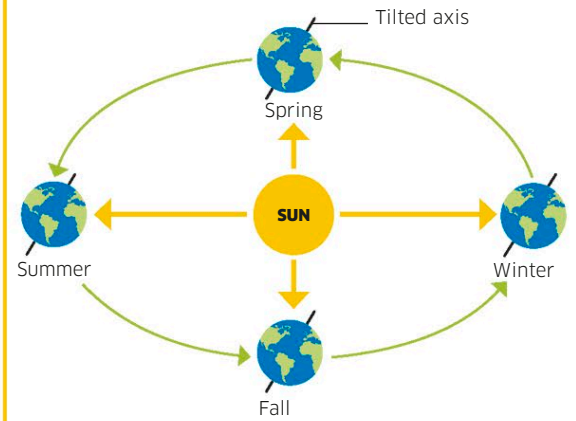


Watery planet

Water covers more than two-thirds of Earth's surface. Scientists think much of it came from comets or asteroids that crashed into the planet early in its history.

Orbit and seasons

Earth's tilt causes different parts of the planet to lean toward the Sun or away from it during the year, creating seasons. When the northern hemisphere leans toward the Sun, the weather is warmer and days are longer, causing the season of summer. When it leans away from the Sun, the weather is colder and nights are longer, causing winter.



Human influence

In recent centuries, our species has changed Earth's surface so much that our influence is visible from space. As well as lighting up the planet's night side with electricity, we have changed the atmosphere and climate and have replaced large areas of natural ecosystems with farmland and cities.



Deserts

Not all of Earth's surface is covered by life. Deserts don't have enough water to sustain lush forests, and only special kinds of plants and animals can survive in them. Some of Earth's deserts resemble landscapes of other planets. The deserts of central Australia even have the same reddish color as Martian deserts, thanks to iron oxide in the soil—the chemical that gives Mars its color.

Inside Earth

If you could pull Earth apart with your hands, you'd discover that it's made of distinct layers that fit together like the layers of an onion.

Earth is made almost entirely of rock and metal. When the young planet was forming and its interior was largely molten, heavy materials like metal sank all the way to the center, while lighter materials such as rock settled on top. Today, Earth's interior is mostly solid, but it is still very hot, with temperatures rising to 10,800°F (6,000°C) in the core, which is hotter than the surface of the Sun. This powerful inner heat keeps the planet's interior slowly moving.


Volcanic action

Most of the rock in Earth's crust and mantle is solid. However, pockets of molten rock form where plates collide or in hot spots where heat wells up from Earth's core. In such places, molten rock may erupt from the surface, forming volcanoes.



Stormy skies

Water from the oceans creates clouds in the lower part of Earth's atmosphere. The layer of clouds gives us rain, snow, and storms such as this hurricane near Florida.

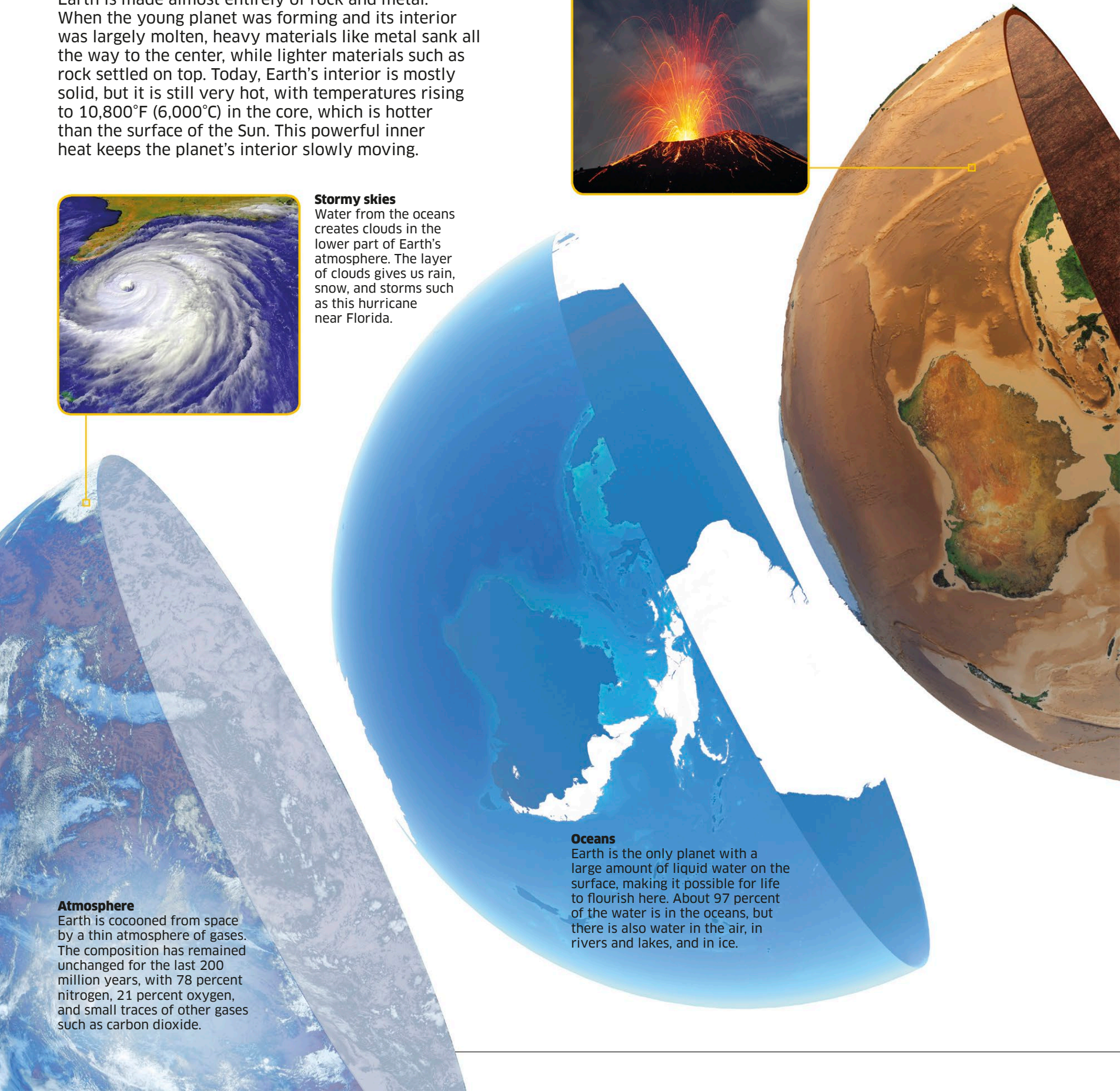



Atmosphere

Earth is cocooned from space by a thin atmosphere of gases. The composition has remained unchanged for the last 200 million years, with 78 percent nitrogen, 21 percent oxygen, and small traces of other gases such as carbon dioxide.

Oceans

Earth is the only planet with a large amount of liquid water on the surface, making it possible for life to flourish here. About 97 percent of the water is in the oceans, but there is also water in the air, in rivers and lakes, and in ice.





Inner core
The inner part of the core is solid metal. The pressure here is so high that the iron and nickel are solid despite the intense heat. The temperature is about 10,800°F (6,000°C).

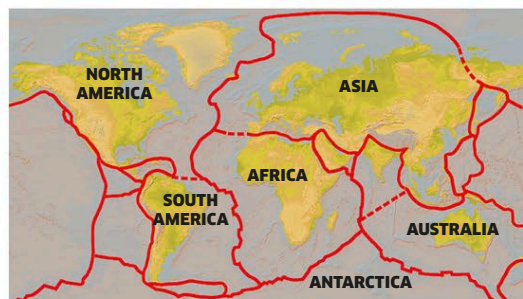
Outer core
Around 1,850 miles (3,000 km) below Earth's surface is the planet's core, which is made of white-hot iron and nickel. The core is so hot that its outer layer is molten and swirls around. The swirling motion generates Earth's magnetic field.

Mantle
Beneath the crust is a 1,800-mile- (2,900-km-) thick layer of rock called the mantle. Heat from the core makes the rock in the mantle slightly soft. Over millions of years, it churns around slowly like thick molasses, and this motion moves the rigid crust on top.

Crust
The outermost part of Earth's solid surface is the crust, which is only a few dozen miles deep. Thick areas of crust form continents, while thin areas form the floors of oceans.


Tectonic plates

Earth's brittle outer crust is broken into giant slabs called tectonic plates. There are seven or eight major plates and dozens of small ones. The plates move across Earth's surface at about the speed that fingernails grow, carrying the continents with them.



Atmosphere

Earth's atmosphere has five layers, but only the bottom layer contains clouds and breathable air. Airlines fly above the clouds in the clear air of the stratosphere. The atmosphere has no upper edge, since it fades gradually, but the boundary between the atmosphere and space is defined as 62 miles (100 km) high, which is in the thermosphere.




How the Moon formed

Scientists have various theories about how the Moon formed. Most think it formed when a small planet smashed into the young Earth around 4.5 billion years ago. The impact destroyed the small planet and tipped over Earth's axis of rotation. Debris was flung into space to form a cloud. Over time, the debris particles stuck together to become the Moon.



Weak gravity

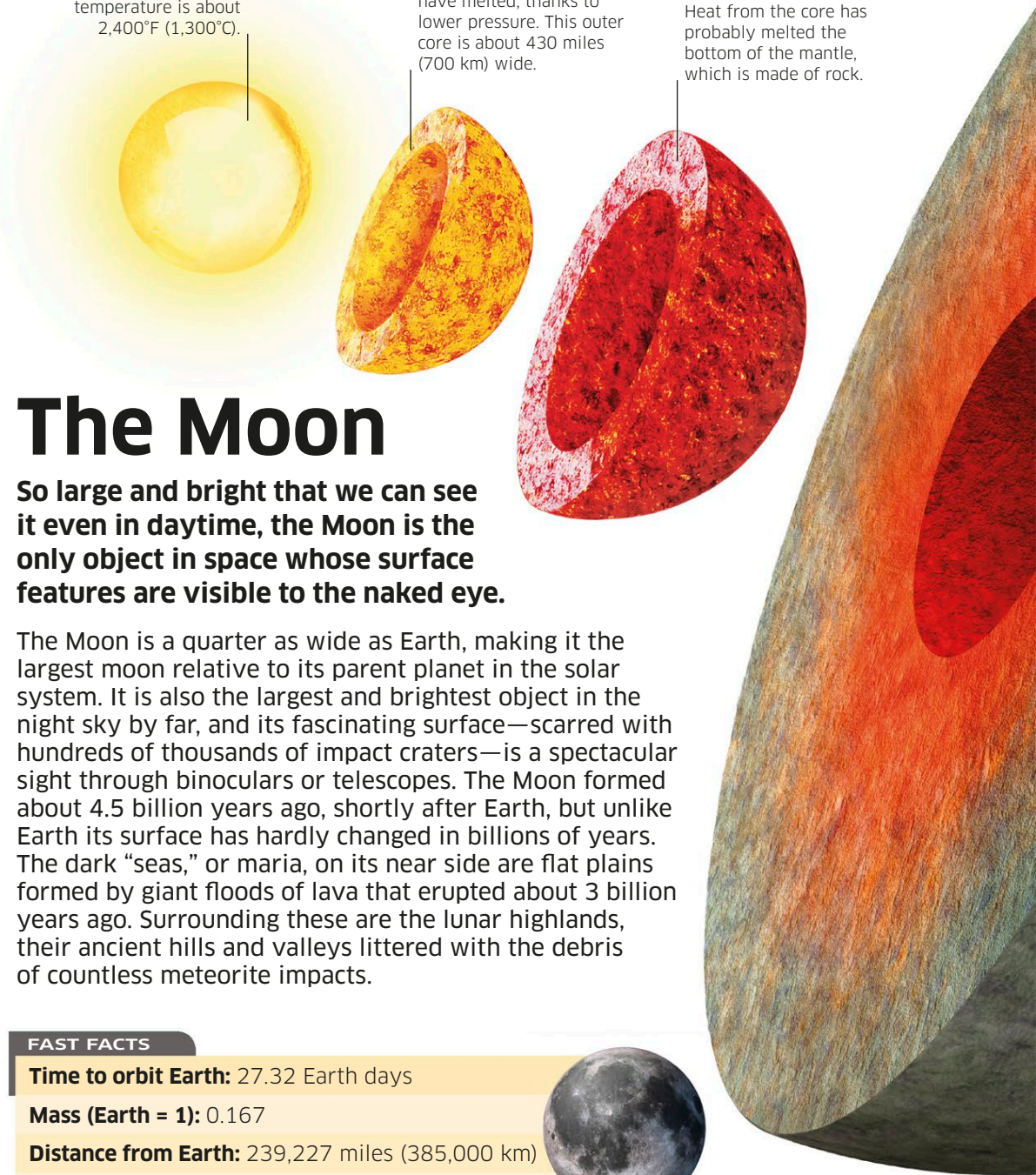
The force of gravity, which pulls things to the ground, is much weaker on the Moon than on Earth because the Moon has less mass. Astronauts weigh one-sixth of their Earth weight on the Moon and would be able to jump six times higher if they didn't have heavy spacesuits.



Inner core
In the center of the Moon is a ball of incredibly hot but solid iron about 300 miles (500 km) wide. Its temperature is about 2,400°F (1,300°C).

Outer core
Surrounding the inner core is a layer of iron that may have melted, thanks to lower pressure. This outer core is about 430 miles (700 km) wide.

Lower mantle
Heat from the core has probably melted the bottom of the mantle, which is made of rock.



The Moon

So large and bright that we can see it even in daytime, the Moon is the only object in space whose surface features are visible to the naked eye.

The Moon is a quarter as wide as Earth, making it the largest moon relative to its parent planet in the solar system. It is also the largest and brightest object in the night sky by far, and its fascinating surface—scarred with hundreds of thousands of impact craters—is a spectacular sight through binoculars or telescopes. The Moon formed about 4.5 billion years ago, shortly after Earth, but unlike Earth its surface has hardly changed in billions of years. The dark “seas,” or maria, on its near side are flat plains formed by giant floods of lava that erupted about 3 billion years ago. Surrounding these are the lunar highlands, their ancient hills and valleys littered with the debris of countless meteorite impacts.

FAST FACTS

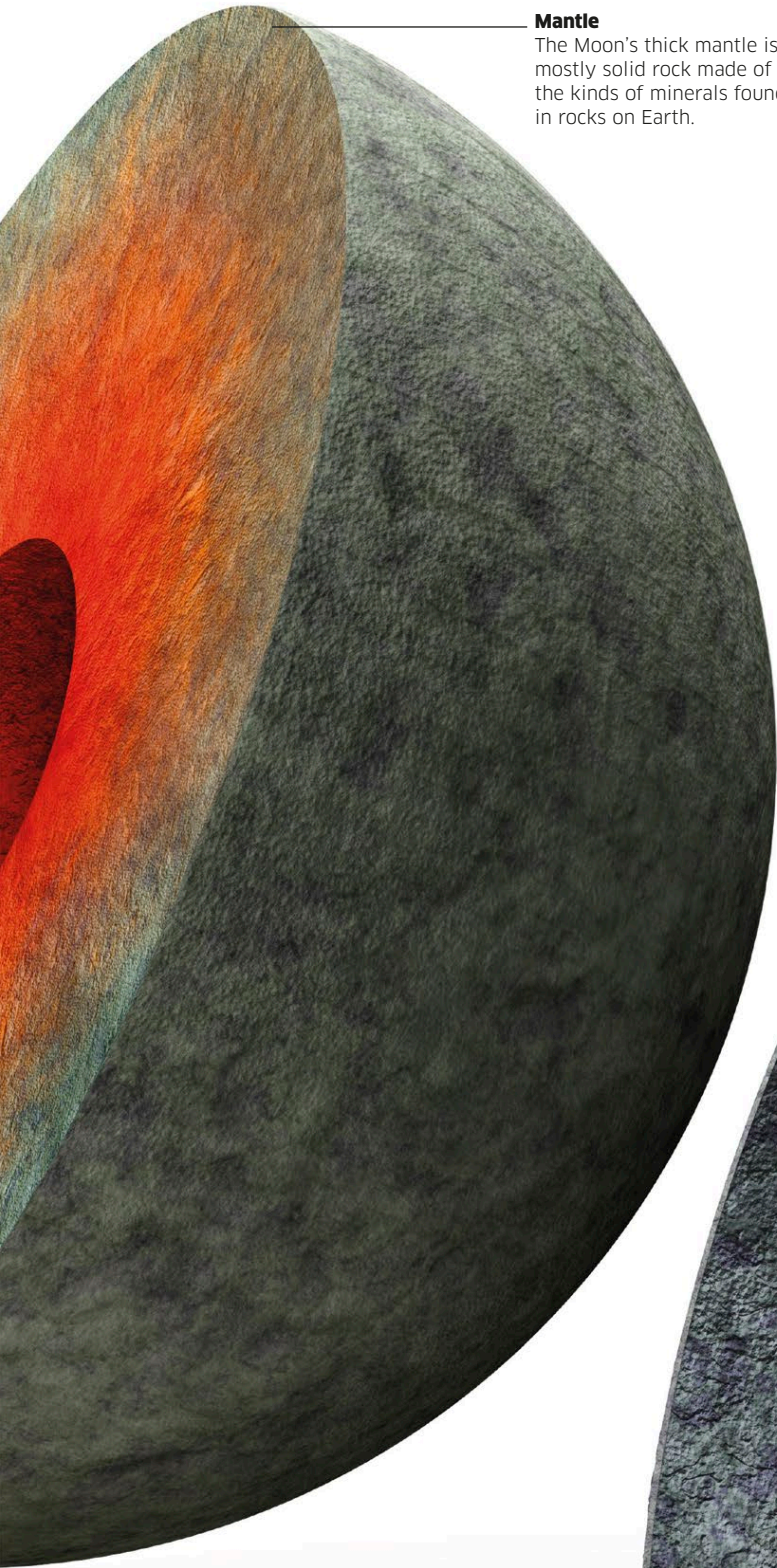
Time to orbit Earth: 27.32 Earth days

Mass (Earth = 1): 0.167

Distance from Earth: 239,227 miles (385,000 km)

Average diameter: 2,159 miles (3,474 km) wide





Mantle


The Moon's thick mantle is mostly solid rock made of the kinds of minerals found in rocks on Earth.

Crust

A thin crust of solid rock forms the Moon's outer layer. Its surface is covered in layers of shattered rock and dust from billions of years of impacts.

The far side


Because the Moon rotates exactly once each time it orbits Earth, we always see the same face: the near side. The Moon's far side, seen here from an Apollo spacecraft, can only be viewed from space. It is covered with large craters and has fewer of the dark seas that are common on the near side.



1

Apollo 17 landing

Only 12 people have walked on the Moon, and this was during the Apollo missions of the 1960s and '70s. They found a gray, dust-covered world of rolling hills and rocky plains under a jet-black sky. On the last three Apollo missions, astronauts used a lunar roving vehicle to explore and collect rock samples.





1

Copernicus Crater

This large crater is easy to see from Earth with binoculars during a full moon. It formed about 800 million years ago.

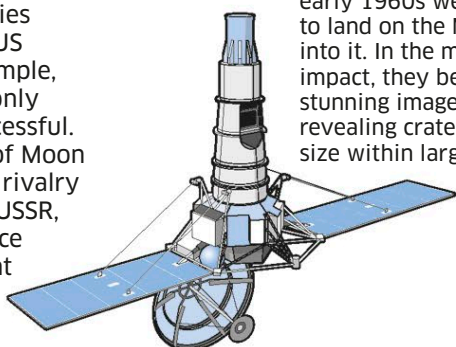
Key

-  Failed
-  Successful




Landmark missions

Most lunar spacecraft were launched as part of a series of similar missions. The US Ranger Program, for example, included nine missions, only three of which were successful. The first 20 or so years of Moon missions were driven by rivalry between the US and the USSR, who saw conquering space as a sign of military might or political strength.



Ranger program

The US Ranger spacecraft of the early 1960s were designed not to land on the Moon but to crash into it. In the moments before impact, they beamed back stunning images of the surface, revealing craters of ever smaller size within larger craters.



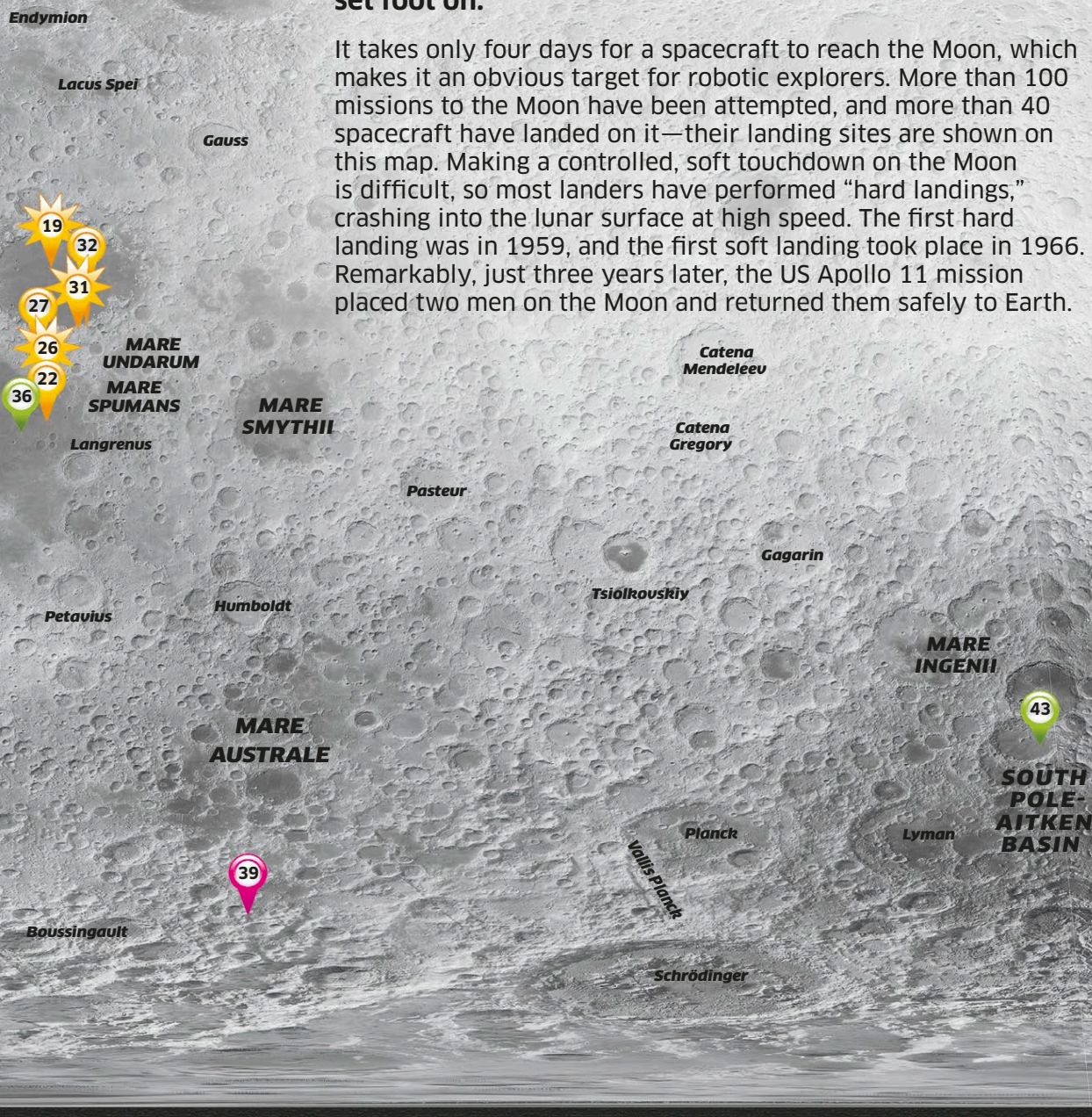
Lunokhod

Russia's Lunokhod ("moonwalker") rovers looked like bathtubs on wheels but were a great success. Lunokhod 1 was the first rover to explore another world. It traveled nearly 7 miles (11 km) in 1970-71 and took thousands of pictures. Powered by solar panels, it hibernated at night.

Exploring the Moon

Spacecraft have paid more visits to Earth's neighbor than any other body in the solar system, and the Moon remains the only world beyond Earth that people have set foot on.

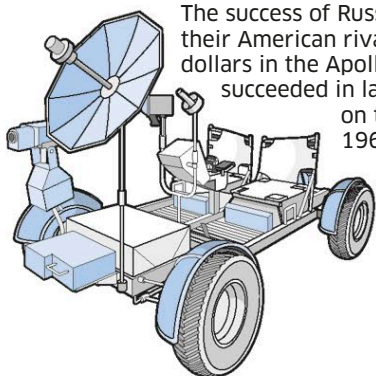
It takes only four days for a spacecraft to reach the Moon, which makes it an obvious target for robotic explorers. More than 100 missions to the Moon have been attempted, and more than 40 spacecraft have landed on it—their landing sites are shown on this map. Making a controlled, soft touchdown on the Moon is difficult, so most landers have performed “hard landings,” crashing into the lunar surface at high speed. The first hard landing was in 1959, and the first soft landing took place in 1966. Remarkably, just three years later, the US Apollo 11 mission placed two men on the Moon and returned them safely to Earth.



	Name	Year	Country
1	Luna 2	1959	China
2	Ranger 4	1962	USA
3	Ranger 6	1964	USA
4	Ranger 7	1964	USA
5	Ranger 8	1965	USA
6	Ranger 9	1965	USA
7	Luna 5	1965	China
8	Luna 7	1965	China
9	Luna 8	1965	China
10	Luna 9	1966	China
11	Surveyor 1	1966	USA
12	Surveyor 2	1966	USA
13	Luna 13	1966	China
14	Surveyor 3	1967	USA
15	Surveyor 4	1967	USA
16	Surveyor	1967	USA
17	Surveyor 6	1967	USA
18	Surveyor 7	1968	USA
19	Luna 15	1969	China
20	Apollo 11	1969	USA
21	Apollo 12	1969	USA
22	Luna 16	1970	China
23	Luna 17/Lunokhod 1	1970	China
24	Apollo 14	1971	USA
25	Apollo 15	1971	USA
26	Luna 18	1971	China
27	Luna 20	1972	China
28	Apollo 16	1972	USA
29	Apollo 17	1972	USA
30	Luna 21/Lunokhod 2	1973	China
31	Luna 23	1974	China
32	Luna 24	1976	China
33	Hiten*	1993	Japan
34	Lunar prospector*	1999	USA
35	SMART-1*	2006	ESA
36	Chang'e 1*	2007	China
37	Chandrayaan 1*	2008	India
38	LCROSS	2009	USA
39	SELENE*	2009	Japan
40	GRAIL*	2012	USA
41	Chang'e 3/Yutu	2013	China
42	LADEE*	2014	USA
43	Chang'e 4/Yutu	2018	China
44	Beresheet	2019	Israel

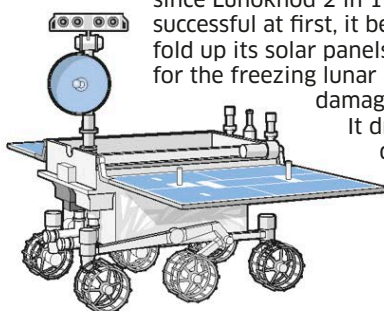
Apollo program

The success of Russia's Luna Program led their American rivals to invest billions of dollars in the Apollo program, which succeeded in landing six crewed craft on the Moon between 1969 and 1972. Later Apollo missions took a kind of car, the Lunar Roving Vehicle (LRV).



Yutu rover

China's Yutu rover arrived on the Moon in 2013, the first lunar rover since Lunokhod 2 in 1973. Although successful at first, it became unable to fold up its solar panels in preparation for the freezing lunar nights and was damaged by the cold.



It drove a short distance after landing with the Chang'e 3 spacecraft.

*Lunar orbiters that impacted at the end of their missions.

Ejecta curtain

After the meteorite hits, fragments of pulverized rock called ejecta are flung out in a vast cone and fall back to the ground far from the impact site.

Lunar impact

The explosive force of a meteorite impact comes not just from the object's size but also from its speed. A typical meteorite is traveling at about 45,000 mph (70,000 km/h) when it collides with a body such as the Moon, as shown here. This means it has 1,000 times as much kinetic energy as an equal-sized rock traveling at the speed of a car. When the meteorite collides, much of this kinetic energy turns into heat, causing rock in the ground to melt or even vaporize (turn to gas).

Below the Moon's surface dust layer is a deep layer of shattered rock fragments from past impacts.

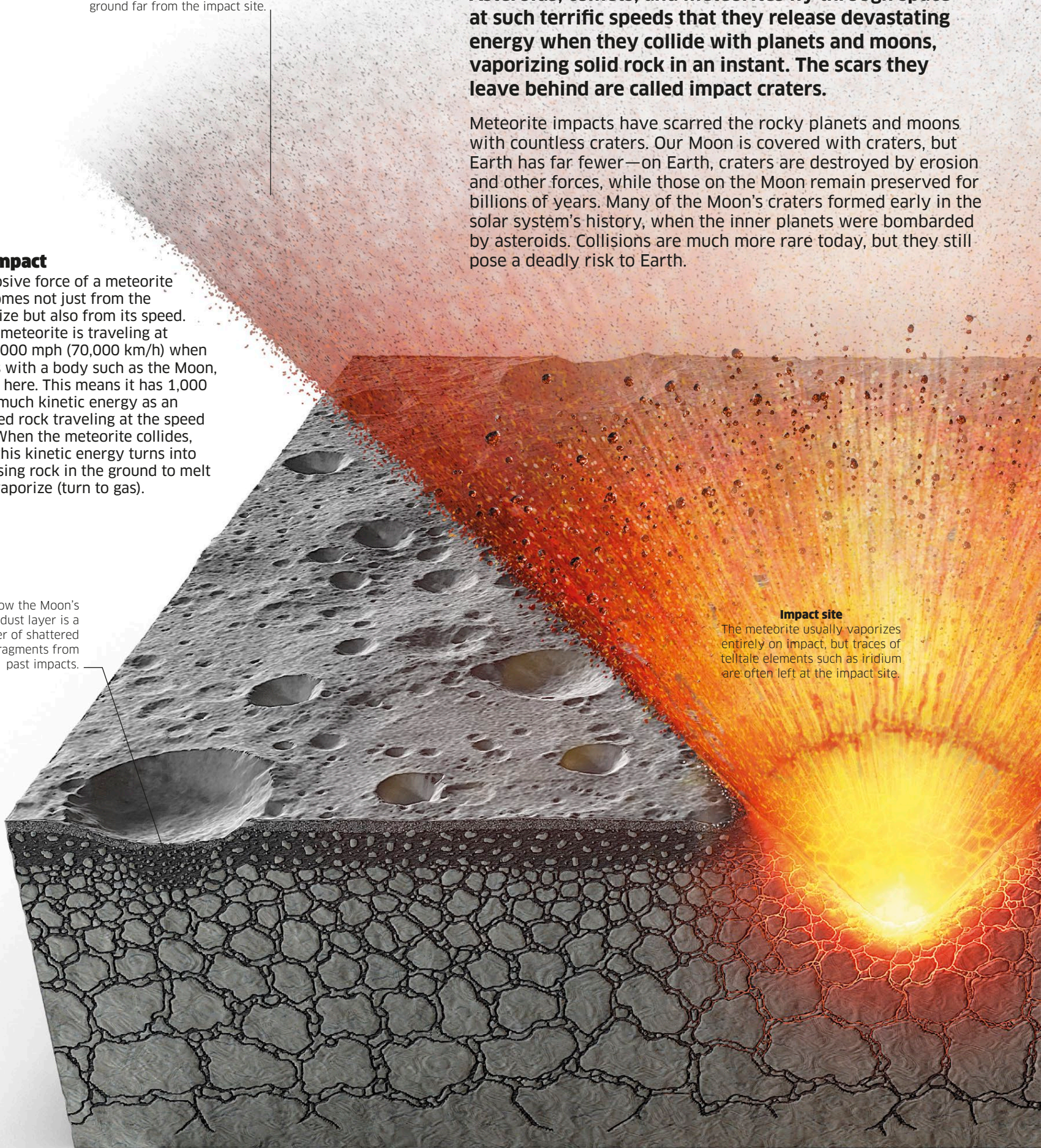
Impact craters

Asteroids, comets, and meteorites fly through space at such terrific speeds that they release devastating energy when they collide with planets and moons, vaporizing solid rock in an instant. The scars they leave behind are called impact craters.

Meteorite impacts have scarred the rocky planets and moons with countless craters. Our Moon is covered with craters, but Earth has far fewer—on Earth, craters are destroyed by erosion and other forces, while those on the Moon remain preserved for billions of years. Many of the Moon's craters formed early in the solar system's history, when the inner planets were bombarded by asteroids. Collisions are much more rare today, but they still pose a deadly risk to Earth.



Impact site

The meteorite usually vaporizes entirely on impact, but traces of telltale elements such as iridium are often left at the impact site.



Barringer Crater

Barringer Crater (also known as Meteor Crater) in Arizona was the first site on Earth to be identified as an impact crater. Measuring 0.7 miles (just over 1 km) wide, it formed some 50,000 years ago when a nickel-iron meteorite only 160 ft (50 m) or so wide struck the ground at around 30,000 mph (50,000 km/h). The collision unleashed a thousand times more energy than the Hiroshima atomic bomb.

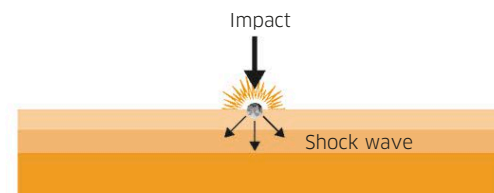


Small meteorites usually make simple, bowl-shaped craters no more than 2.5 miles (4 km) wide.

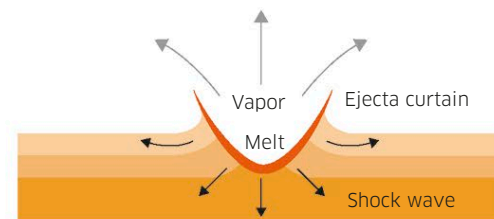
The Moon's surface is covered by a thick sheet of fine dust from thousands of impacts.

How craters form

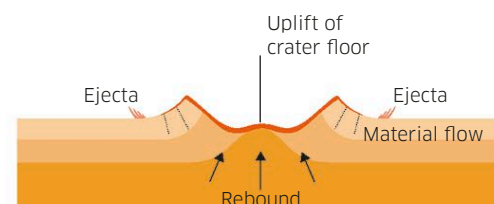
It takes a mere ten minutes for an impact crater to fully form, but most of the action happens in the split second after impact, when the release of kinetic energy causes an effect like a nuclear explosion. Small impacts leave bowl-shaped pits, but larger impacts create more complex craters with central hills or terraces.



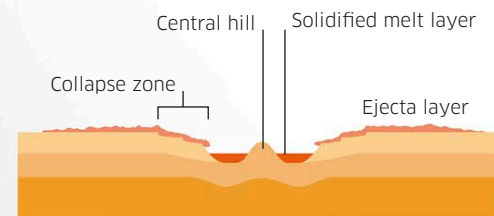
1 Contact The meteorite smashes into the Moon, compressing the surface dramatically and sending a devastating shock wave through the ground, pulverizing lunar rock.



2 Transient crater forms Energy released by the impact vaporizes the meteorite and much of the surface rock. Debris is thrown out in an ejecta curtain, forming a deep but transient crater.



3 Collapse and rebound The force of a large impact is so great that the pulverized ground flows like a liquid. The sides of the transient crater collapse, and the crater floor rebounds like water splashing, creating a central hill.

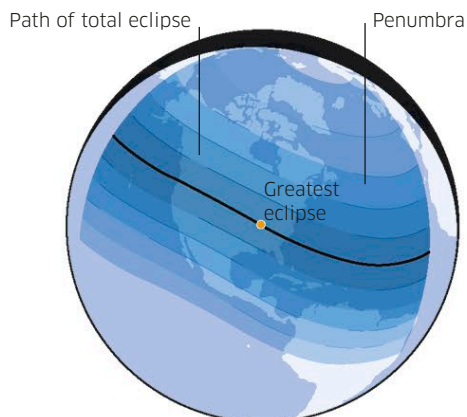


4 Final crater After a crater forms, its shape may remain unchanged for a long time, unless altered by volcanic or other geological activity. On the Moon, old craters frequently have younger craters within them.



The corona

During a total solar eclipse, the Sun's spectacular outer atmosphere, which is normally impossible to see, becomes visible. Called the corona, it consists of billowing streams of hazy gas surrounding the Sun like a glowing white halo.



TOTAL SOLAR ECLIPSE OF
AUGUST 21, 2017

Eclipse path

Astronomers can predict eclipses years in advance. This diagram shows where the total solar eclipse of 2017 will be visible. It will pass across North America from Portland, Oregon, at 5:15 pm Universal Time to Charleston, South Carolina, at 6:45 pm Universal Time.

Eclipses

A total solar eclipse is an amazing event. For a few minutes, the Sun disappears behind the Moon and day turns suddenly to night.

Eclipses happen when Earth and the Moon line up with the Sun and cast shadows on each other. When the Moon casts a shadow on Earth, our view of the Sun is blocked and we see a solar eclipse. When the Moon swings behind Earth and passes through Earth's shadow, we see a lunar eclipse—the Moon darkens and turns an unusual reddish color.

Solar eclipse

On most of its monthly orbits around Earth, the Moon does not line up directly with the Sun. When the Moon's main shadow (umbra) does sweep across Earth, it is only a few miles wide, so a total eclipse is visible only from a narrow strip across the globe. People viewing from the outer part of the shadow (the penumbra) barely notice the eclipse because the Sun is not completely covered. As Earth rotates, the umbra sweeps across the planet's surface quickly, giving viewers in any one spot only a couple of minutes to see it.

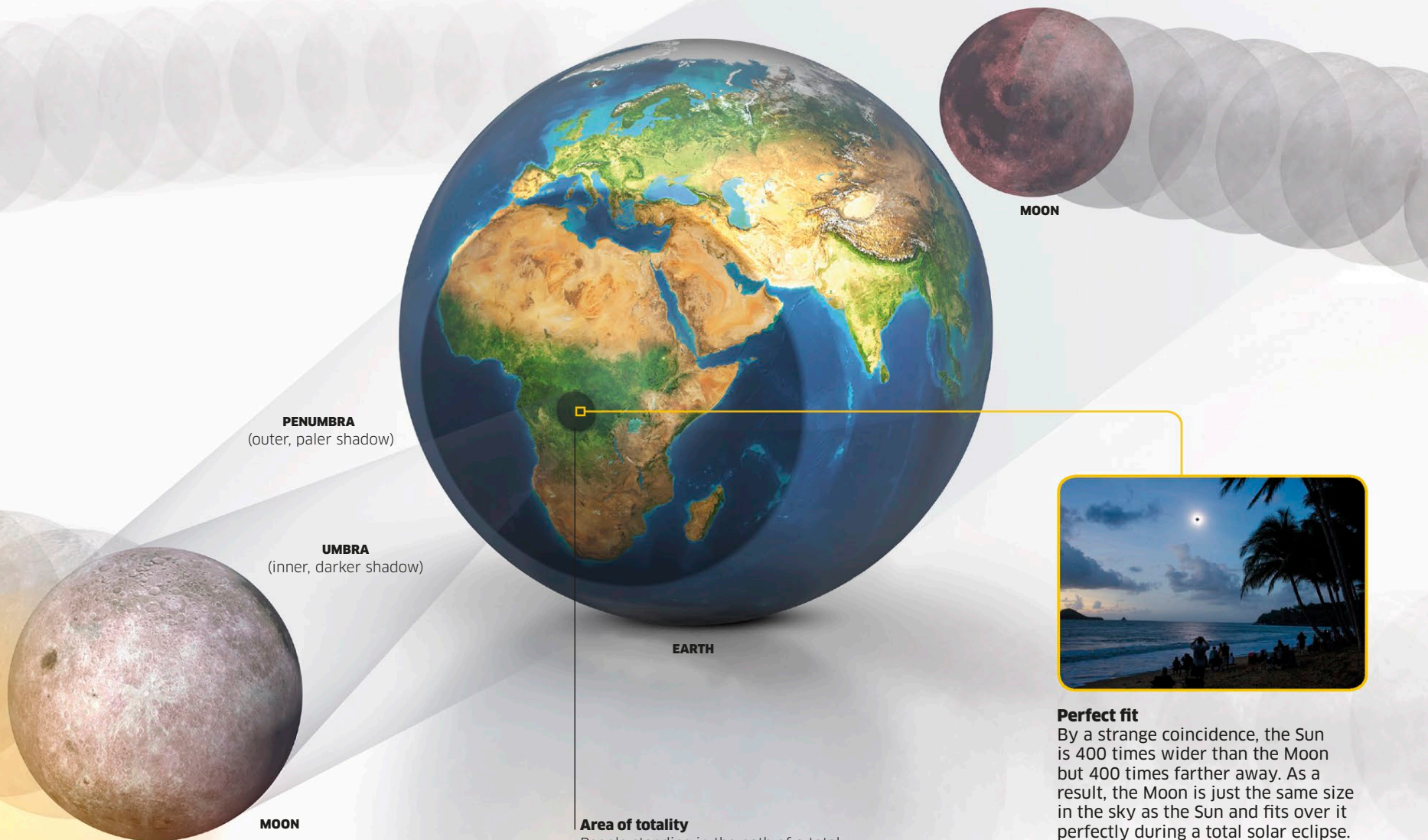
MOON'S ORBIT

SUNLIGHT

SUN

Lunar eclipse

In a total lunar eclipse, Earth's shadow covers the entire Moon. The Moon doesn't disappear from the night sky altogether, though, because some sunlight is deflected by Earth's atmosphere. This weak light is reddish like the light from a sunset and so it changes the Moon's color.



Perfect fit

By a strange coincidence, the Sun is 400 times wider than the Moon but 400 times farther away. As a result, the Moon is just the same size in the sky as the Sun and fits over it perfectly during a total solar eclipse.

Area of totality

People standing in the path of a total solar eclipse see the Moon's shadow racing across the ground as the eclipse begins. Just before the Sun vanishes, its last rays pass between mountains on the Moon, creating beads of shimmering light like jewels.



Red Moon

Total lunar eclipses happen on average about once a year and are easy to see because anyone on Earth's night side can watch. Over several hours, Earth's shadow slowly creeps across the Moon's face, giving the remaining bright part of the Moon a peculiar shape. The period of totality, when the Moon turns red, can last nearly two hours.

Mars

Earth's second nearest neighbor in space is Mars—a freezing desert world that may once have harbored life.

Mars is half Earth's size and much colder, but its arid surface looks oddly familiar, with rocky plains, rolling hills, and sand dunes much like those on Earth. The dusty ground is tinged brownish red by rust (iron oxide) and makes Mars look reddish from Earth, which is why the ancient Greeks and Romans named the planet after their god of war. Mars may have been warmer and wetter in the past, and there are signs that water once flowed across its surface, carving out gullies and laying down sedimentary rock. There may even be fossils of alien life forms hidden in the ground.



On the surface

The first soft landing on Mars was made by the Soviet probe Mars 3 in 1971. More than 20 spacecraft have successfully flown close to, orbited, or landed on Mars. Seven of these were landers that successfully returned data. Many missions to Mars have ended in failure, but some successful missions have placed robotic rovers on the planet, such as the car-sized rover Curiosity (above), which arrived in 2012.

Core

Mars's small, hot core is mostly iron, but unlike Earth's core it is largely solid. Only the outer layer is partially molten.

Like Earth, Mars has permanent caps of ice at the poles.

Surface


The desertlike surface is made of rocky plains and valleys, rolling hills, mountains, and canyons. Sandy areas are pale; areas of bare rock look darker.

Valles Marineris

A gigantic canyon system called Valles Marineris is etched deep in the planet's surface near the equator.

Olympus Mons

Mars is home to the largest volcano in the solar system: Olympus Mons. Its summit is 22 km (14 miles) high, making it three times taller than Mount Everest, though its slopes are so wide and gentle that a visitor would barely see it. Unlike Earth's volcanoes, those on Mars can keep growing for millions of years because the planet's crust doesn't move about.




FAST FACTS

Surface gravity (Earth = 1): 0.38

Time to rotate once: 24.6 hours

Year: 687 Earth days

Moons: 2



Crust

The crust is made mostly of volcanic rock, covered in dust. Unlike Earth's crust, which is broken into moving plates, the Martian crust is a solid shell.

Mantle

Under the crust is Mars's mantle: a deep layer of silicate rock. In the past, the planet's internal heat kept the mantle soft enough to move like molasses, warping the crust and creating volcanoes.

Moons

Mars has two small, potato-shaped moons: Phobos, named after the Greek god of fear, and Deimos, named after the Greek god of terror. The moons may be asteroids that flew close to Mars and were captured by the planet's gravity.

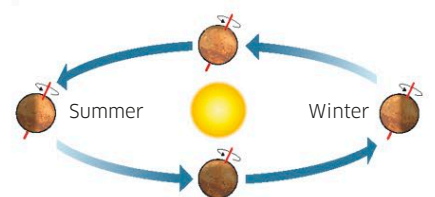


PHOBOS

DEIMOS

Orbit and seasons

Mars rotates in just under 25 hours, making its day much the same as Earth's. Its year, though, is longer, lasting 687 days. Because Mars is tilted on its axis, like Earth, it has four seasons—winter, spring, summer, and fall—but they are all freezing cold and bone dry.

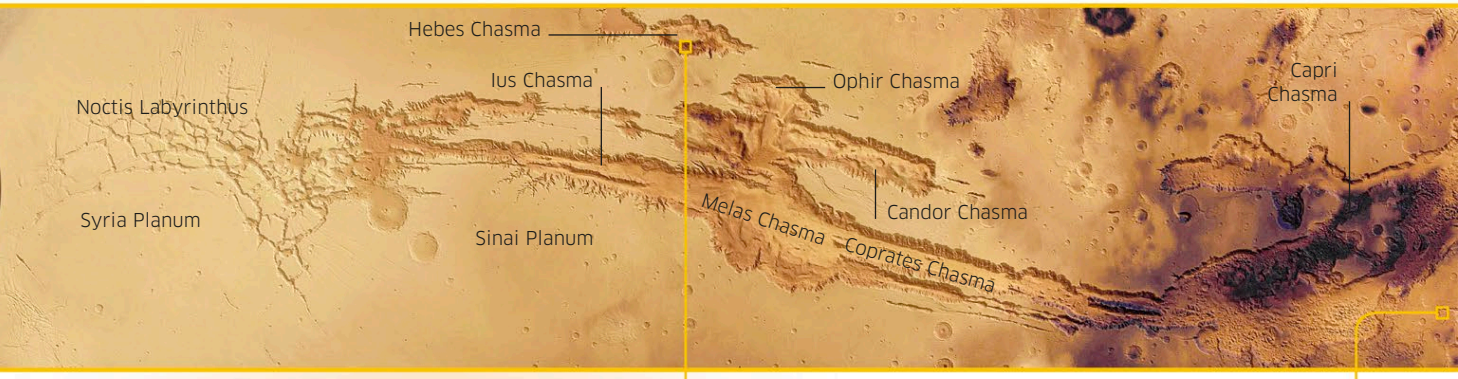



SEASONS IN NORTHERN HEMISPHERE

Atmosphere

Mars has a thin atmosphere made mostly of carbon dioxide gas. Strong winds sometimes whip up clouds of dust from the arid ground.

Billions of years ago, vast rivers flowed on the Martian surface, carving out giant valleys.



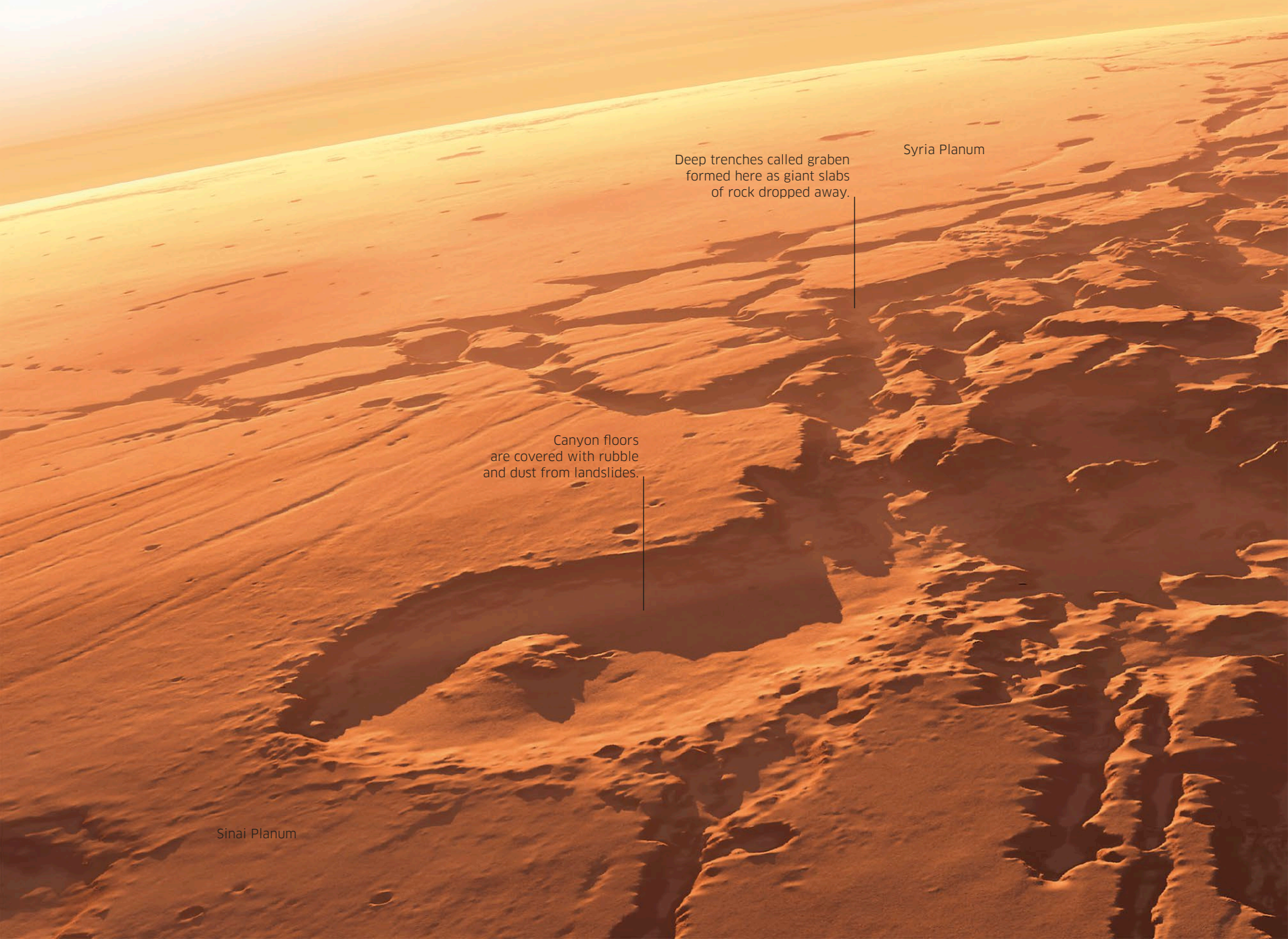
Sand dunes

Windblown sand collects on the floor of Valles Marineris, forming huge dunes. In this false-color photo from the Mars Reconnaissance Orbiter, the reddish Martian sand appears blue. The patterns are continually changing as the dunes slowly migrate, blown by the wind.



Flood channels

In and around Valles Marineris are smaller valleys called outflow channels. These might have formed when ice suddenly melted, triggering floods, or they might have been created by volcanic eruptions.



Deep trenches called graben formed here as giant slabs of rock dropped away.

Syria Planum

Canyon floors are covered with rubble and dust from landslides.

Sinai Planum

Valles Marineris

Five times as long and almost four times as deep as Earth's Grand Canyon, the massive Valles Marineris canyon system on Mars is one of the wonders of the solar system.

Named after the Mariner 9 spacecraft that discovered it in 1972, Valles Marineris is a gigantic crack that first ripped open early in Mars's history as nearby volcanoes made the planet's crust bulge. Today it stretches a fifth of the way around Mars and resembles a vast slash in the planet's face. Over billions of years, floods have gouged out deeper channels and landslides have destroyed valley walls, creating an amazingly varied landscape of canyons, cliffs, and dunes.

Maze of the night

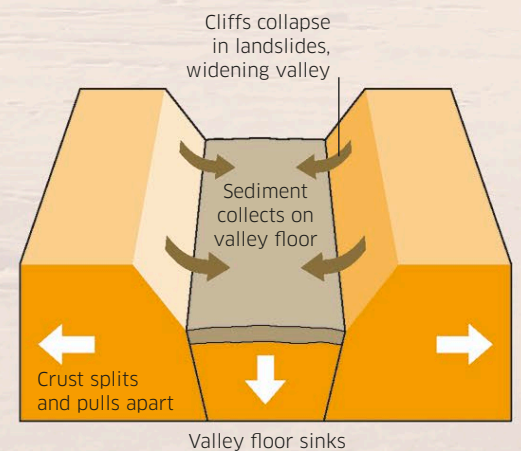
At its western end, Valles Marineris splits into a maze of steep-walled canyons known as Noctis Labyrinthus, or "maze of the night." The valleys here have more water-related minerals than any other place on Mars. Two billion years ago, when the rest of Mars was dry, they may have been moist enough to harbor life.

A chain of giant volcanoes lies to the west of Valles Marineris.

Some of the canyons in Noctis Labyrinthus are over 16,000 ft (5,000 m) deep.

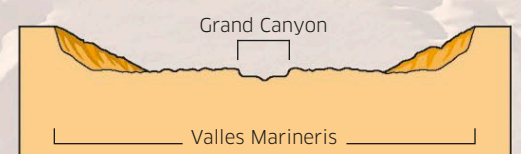
Formation

Valles Marineris began to form around 3.5 billion years ago when volcanic activity made a nearby region of the Martian crust bulge and split. Powerful forces pulled the crust apart, causing a central section to drop and form a deep valley. The valley grew wider over time as its walls eroded.


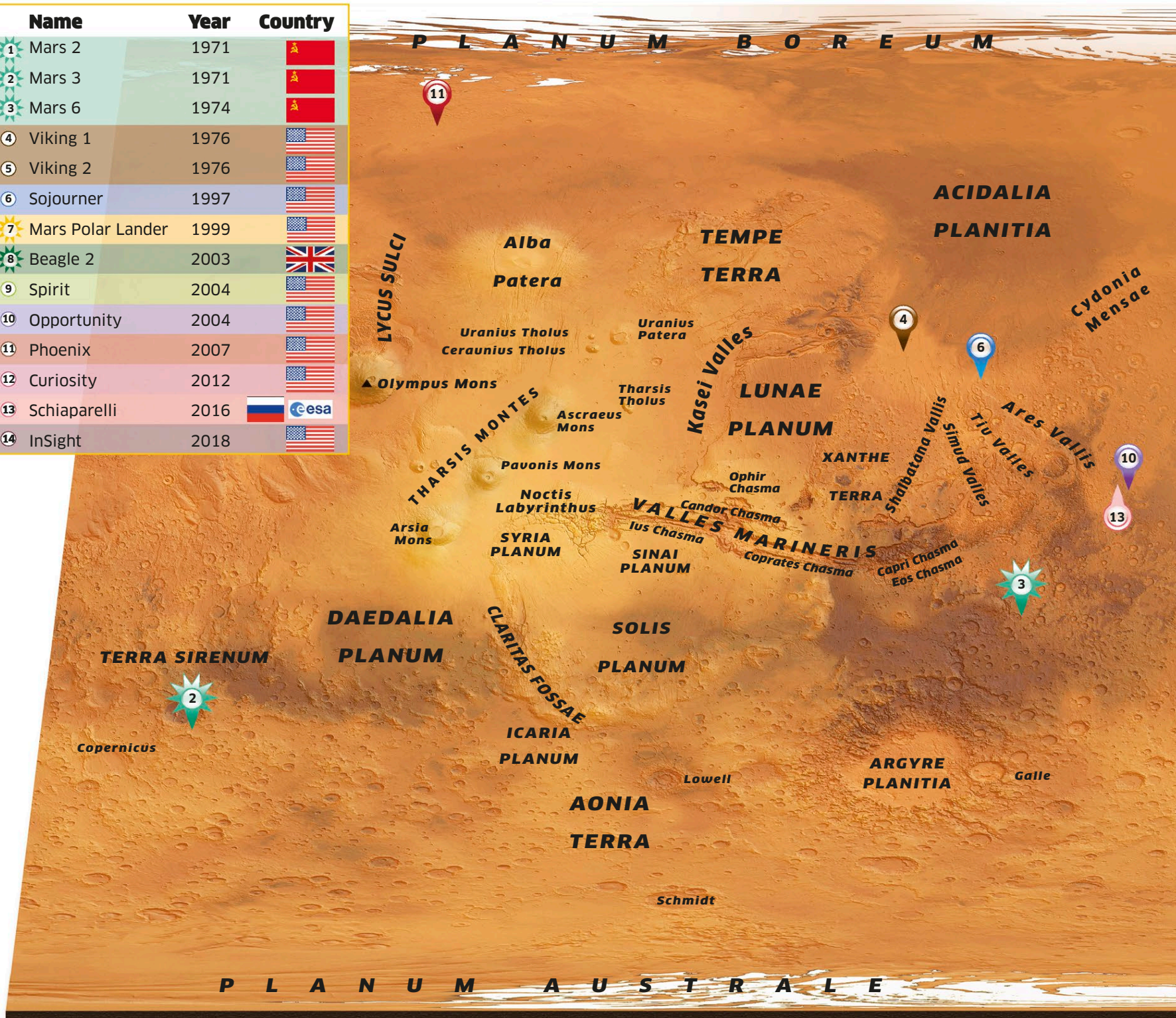


Size

The immense Valles Marineris is more than 2,500 miles (4,000 km) long and up to 4.3 miles (7 km) deep. It dwarfs the Grand Canyon in Arizona, which is about 500 miles (800 km) long and 1 mile (1.6 km) deep.

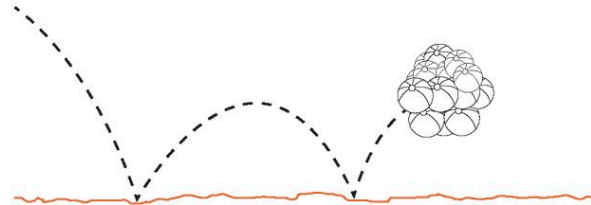


Name	Year	Country
1 Mars 2	1971	
2 Mars 3	1971	
3 Mars 6	1974	
4 Viking 1	1976	
5 Viking 2	1976	
6 Sojourner	1997	
7 Mars Polar Lander	1999	
8 Beagle 2	2003	
9 Spirit	2004	
10 Opportunity	2004	
11 Phoenix	2007	
12 Curiosity	2012	
13 Schiaparelli	2016	
14 InSight	2018	



Viking invaders

In July 1976, Viking 1 became the first spacecraft to land on Mars, followed in September by Viking 2 (above). The landers tested the Martian soil for biological activity but found no evidence of life.



Bounce-down on Mars

The Pathfinder spacecraft used airbags to land safely on Mars in 1997. It bounced five times before coming to a stop. The airbags then deflated and the spacecraft's side panels folded open like petals to allow a small rover to drive out.

Exploring Mars

The Earth-like surface of Mars has made this desert world the target of more space probes than any other planet. More than 40 missions to Mars have been attempted, and 12 spacecraft have landed on the planet—their landing sites are shown on this map.

Mars has been called a spacecraft graveyard because so many of the probes sent there have met an early end. Some missed their small target and sailed by into space. Others smashed into it because they failed to brake before landing. Some made it all the way but then simply didn't work. After a string of failures, however, Vikings 1 and 2 finally succeeded in landing on Mars in 1976 and relayed the first tantalizing images of the surface. It was another 20 years before the next successful mission, when NASA succeeded in putting a rover on Mars. Bigger and better rovers soon followed, and a crewed mission may eventually be planned.

Key

Failed

Successful



Missing in action

In 2003 the Beagle 2 lander from the Mars Express mission began its descent to the Martian surface. Then it went silent. Everyone assumed it had crashed, but in 2014 it was spotted intact on the Mars surface by another probe. It seems that the solar panels simply failed to open.



Curiosity rover

The Curiosity rover is the most successful Martian visitor so far and has sent back a huge amount of data. On August 6, 2013, Curiosity marked the anniversary of its landing by playing “Happy Birthday” out loud—the first time music has been played on another planet.

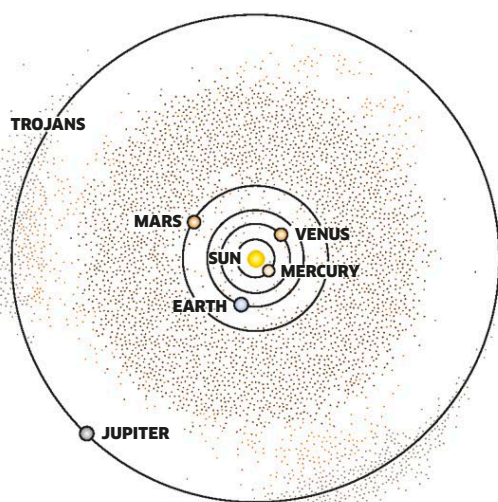




Red planet


The rust-colored landscapes of Mars remind us of sandy deserts on Earth, but the temperature here is as cold as Earth's South Pole in midwinter.

Mars would be deadly to humans without spacesuits, but conditions are ideal for robotic rovers. NASA's car-sized Curiosity rover took this photo of its tracks on February 9, 2014—day 538 of its tour of Mars. The distant hills form part of the rim of a 96-mile- (155-km-) wide crater that Curiosity is searching for signs that Mars may once have been suitable for life.



Asteroid belt

Most asteroids are in a doughnut-shaped belt between the orbits of Mars and Jupiter, but there are also scattered asteroids among the inner planets and large groups of asteroids in the same orbit as Jupiter, known as Trojans. The belt often looks crowded in illustrations, but in reality the asteroids are so far apart that passengers on a spacecraft flying through the belt probably wouldn't see a single one. The total mass of all the asteroids in the belt is only 4 percent of the Moon's mass.



Size

Large asteroids are very rare—only 26 asteroids are known to be more than 125 miles (200 km) wide. However, there are hundreds of thousands of asteroids wider than 0.6 miles (1 km) and millions of smaller ones.

Asteroids

Millions of rocks known as asteroids hurtle around the inner solar system, most of them in a belt between the orbits of Mars and Jupiter. They range in size from pebbles to monsters hundreds of miles wide.

Asteroids are leftovers from the cloud of rubble that gave birth to the planets. Most of the rubble in the inner solar system collected together to become the rocky planets, but the rocks near Jupiter were disturbed by the giant planet's gravity and failed to build up. The asteroid belt is what remains today of that debris. Asteroids follow their own orbits around the Sun, spinning as they go, like planets. They are also called minor planets, and the largest asteroid of all, Ceres, is classed as a dwarf planet. Asteroids occasionally collide, forming craters or even smashing each other. Less often, they crash into moons and planets.


Head and body

The shape of Toutatis suggests it might have formed from two asteroids that stuck together, a small asteroid forming the "head" (left) and a larger one forming the "body." Most asteroids have an irregular shape, but the largest ones pull themselves into a sphere through their own gravity.

Because of its potato shape, Toutatis spins around two axes. As a result, it tumbles through space like a badly thrown football.


Near-Earth asteroids

In the past, asteroids have hit Earth with devastating effect, wiping out huge numbers of animals, including the dinosaurs. Today, astronomers keep a close eye on asteroids that wander close to our planet. About 12,000 near-Earth asteroids have been found, of which about 1,000 are more than 0.6 miles (1 km) wide—large enough to make a crater the size of a big city.



Craters

Asteroids are pockmarked with craters caused by collisions with smaller asteroids.



Toutatis

In 1989, French astronomer Christian Pollas discovered the 3-mile- (5-km-) wide asteroid 4179 Toutatis, shown in the artist's impression above. Toutatis is a near-Earth asteroid, which means its orbit sometimes brings it close to Earth. When it passed Earth in 2004, it was just four times farther away than the Moon. Asteroids as big as Toutatis hit Earth about once every 20 million years but have the potential to wipe out the entire world population.

Shooting stars and meteorites

The shooting stars we sometimes see streaking across the night sky are not stars at all, but tiny flecks of space rock. Millions of these rock fragments, called meteoroids, hurtle into Earth's atmosphere every year.

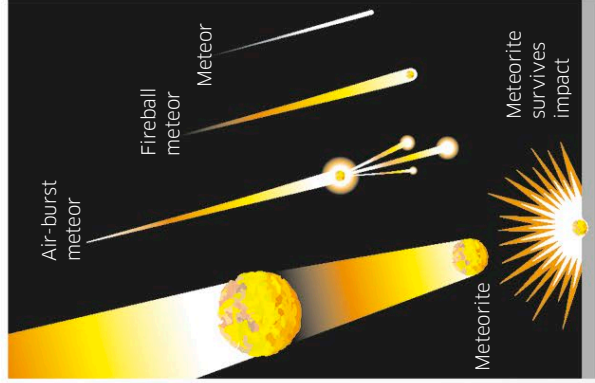
Most meteoroids come from the asteroid belt or from comets, but a few are chipped off the Moon or Mars by meteorite impacts. They are usually no bigger than a grain of sand, but even tiny grains hit the atmosphere so hard and fast—at up to 44 miles (71 km) per second—that they make the air glow brightly as they ram into it, causing the streak of light we call a meteor or shooting star. Most meteoroids burn up entirely in the atmosphere, but a few really big ones survive to crash into the ground as meteorites.

Incoming meteorite

When a big space rock hits the atmosphere, the effect is dramatic. The air in its path is squeezed violently and heated until it glows brilliantly. As the rock tears through the air, its outer layers are scorched and blasted away, forming trails of vapor and smoke that stream out behind it. A large stony meteoroid can get so hot that it bursts in midair, exploding in a dazzling flash and unleashing a deep roar that carries for miles.


Rocks in the sky

Meteoroids the size of sand grains become meteors (shooting stars), which are only visible at night. Those as big as basketballs can create brilliant "fireballs" that are visible even by day and may leave a trail of smoke. Some big stony meteoroids hit the atmosphere with such force that they explode in midair. The blast from these "air-burst meteors" can flatten trees. Meteoroids that reach the ground and survive are called meteorites.



Meteor showers

At certain times of year, Earth passes through the trail of dust left in space by a comet, causing over 100 visible meteors an hour. They all appear to come from the same point, called the radiant. Impressive meteor showers include the perseids in August and the Geminids in December.

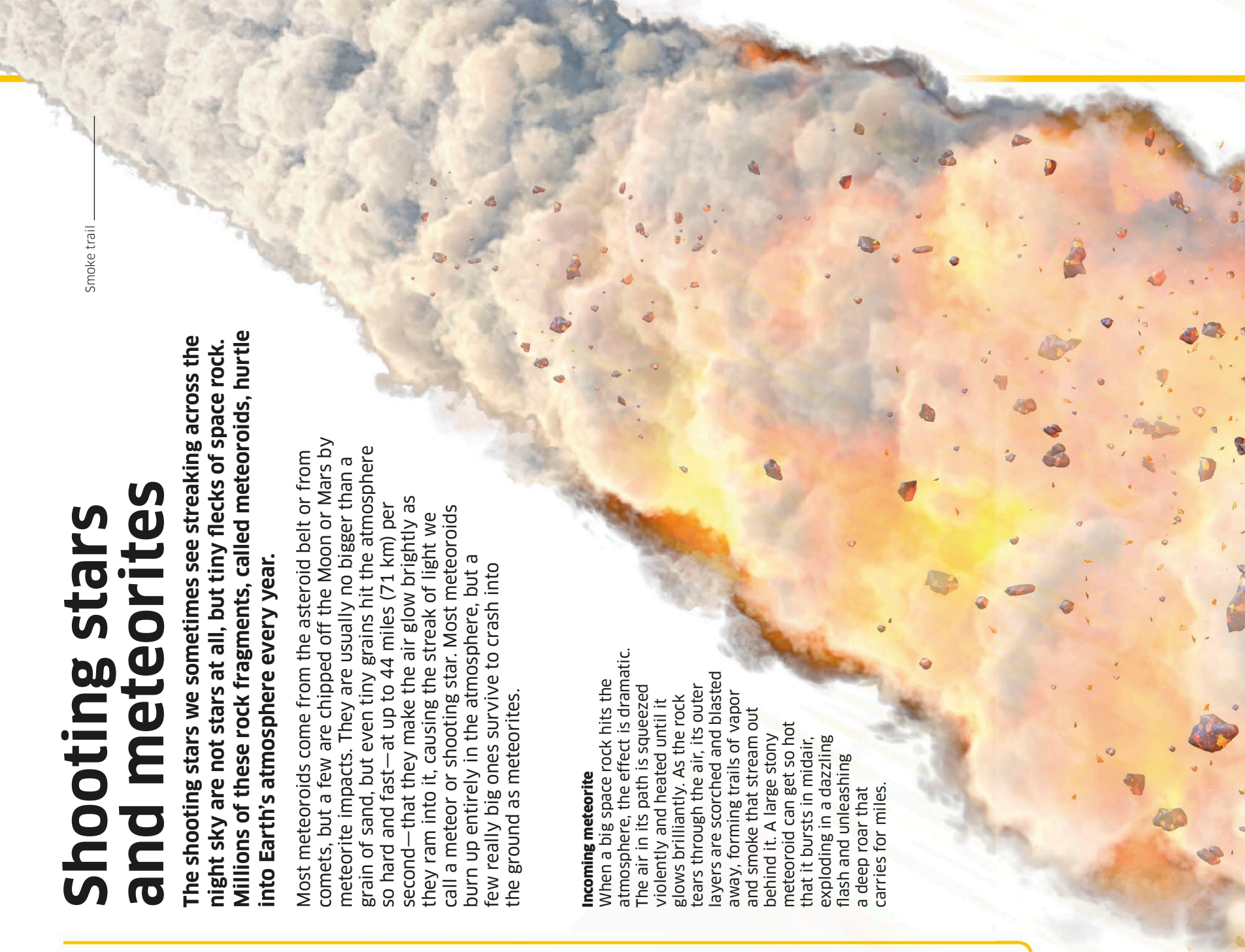


Big hitters

The largest meteorite in North America is the Willamette meteorite in the American Museum of Natural History. This 15-ton lump of iron and nickel is so heavy it has its own foundations to stop it from falling through the museum floor.



WILLAMETTE METEORITE, 1939



Every year more than **30,000** meteorites larger than a strawberry collide with Earth.

In 1908 a meteor airburst over Siberia flattened 770 square miles (2,000 square km) of trees.

4.55 billion years—the age of most meteoroids.



The glowing colors reveal which chemical elements are present. Iron glows yellow, for instance, while blue-green shows that magnesium is present, and violet indicates calcium.

Heat melts or vaporizes the meteoroid's surface as it plows through the atmosphere.

100 tons of meteoroids and meteorites collide with Earth every day—about the same weight as 20 elephants.

Ahead of the meteorite, air is compressed with such force that it becomes white-hot and glows.

Jupiter

The largest planet of all, Jupiter is more than twice as massive as all the other planets combined. Unlike rocky worlds, such as Earth or Mars, Jupiter is a gas giant—a vast, spinning globe of gas and liquid with no solid surface.

Jupiter is 1,300 times greater in volume than Earth, and the pull of its gravity is so great that it bends the paths of comets and asteroids flying through the solar system. Despite the planet's great size, it spins quickly, giving it a day less than ten hours long. The rapid rotation makes Jupiter bulge visibly at its equator and whips its colorful clouds into horizontal stripes and swirling storms. The largest storm—the Great Red Spot—is bigger than Earth. Lightning storms flicker through the blackness on Jupiter's night side, and the whole planet is surrounded by belts of lethal radiation that would make a crewed mission extremely dangerous.



Core

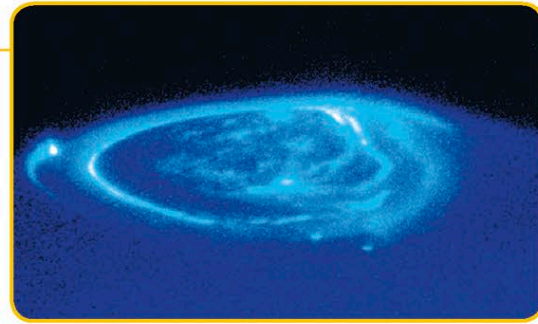

At Jupiter's center is a rock core that's hotter than the surface of the Sun. It makes up about 10 percent of the planet's mass.

Storm spots

Storms in Jupiter's atmosphere form ovals of different colors. The 7,450-mile- (12,000-km-) wide Great Red Spot has been raging for several hundred years. Its red color is probably caused by sunlight breaking up chemicals in the tops of the highest clouds.

Jupiter is 318 times more massive than Earth.





Polar lights

Spectacular light displays called auroras (seen here in ultraviolet light) sometimes occur at Jupiter's poles. Like Earth's northern and southern lights, they are caused by charged particles from space that crash into the atmosphere and make the gas atoms glow. The auroras on Jupiter are up to 100 times brighter than those on Earth.

Liquid metallic layer

Under huge pressure, the hydrogen deep inside Jupiter behaves like a liquid metal. Helium and neon are probably also present in this layer.

Liquid layer

Above the metallic layer is a vast sea of liquid hydrogen. This sea has no surface; instead, it gradually thins out at the top, merging with the gas in Jupiter's atmosphere.

Atmosphere

Hydrogen gas makes up 90 percent of Jupiter's atmosphere. The rest is mostly helium, with small amounts of other elements.

Winds blow in opposite directions in neighboring cloud bands, causing swirling patterns at the boundaries.

Cloud layer

The cloud layer is only 30 miles (50 km) thick. Most of the clouds are thought to consist of frozen ammonia crystals.

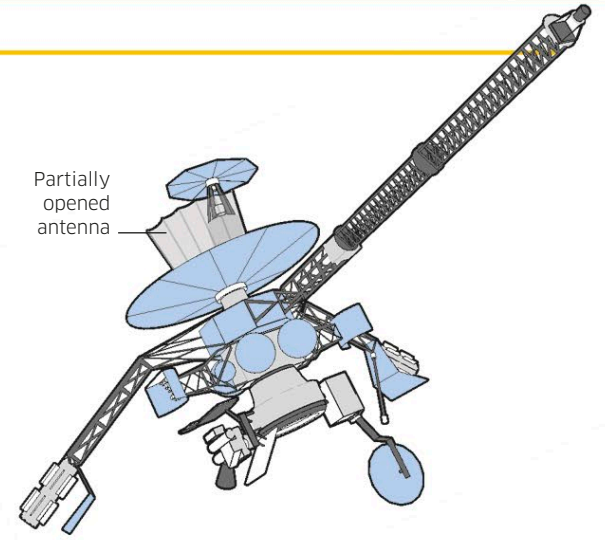
FAST FACTS

Surface gravity (Earth = 1): 2.36

Time to rotate once: 9.9 hours

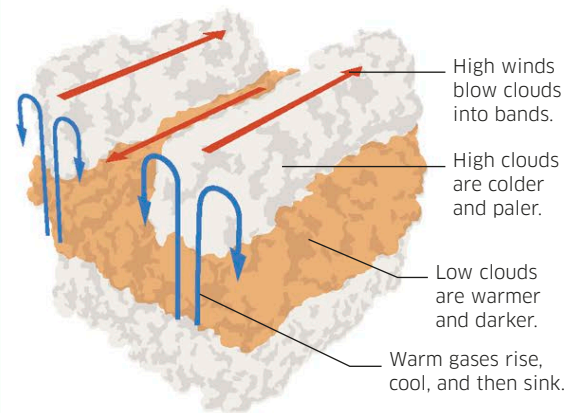
Year: 12 Earth years

Moons: At least 67



Galileo spacecraft

Although hampered by a partially opened communications dish, this NASA spacecraft made many important discoveries about Jupiter and its moons after its arrival in 1995. It released a probe that dived into Jupiter's clouds and then opened a parachute, allowing it to analyze the chemicals. Galileo orbited Jupiter until 2003.



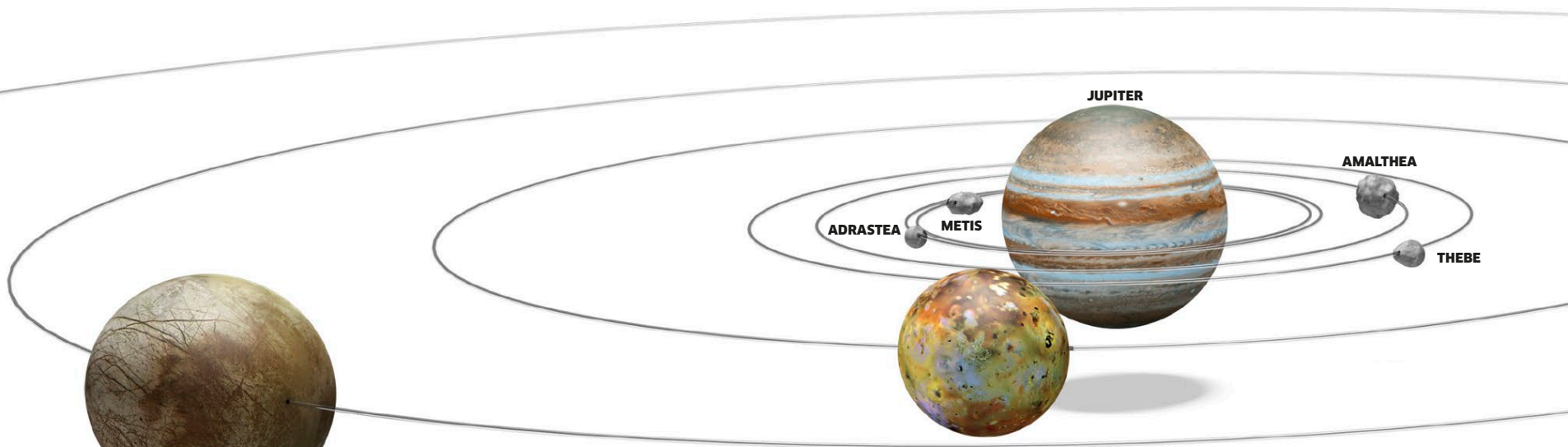
Cloud bands

Jupiter's colorful bands are made up of clouds at different heights. In the paler bands, gases are rising and forming high icy clouds. Gaps between these bands of high clouds allow us to see down to the warmer cloud layers below, which are darker in color.



Tenuous rings

Jupiter's faint rings were first seen in 1979 in images taken by Voyager 1. They have since been detected from Earth by viewing the planet in infrared light. The rings consist mainly of dust from Jupiter's smaller moons.



Europa

Europa's icy surface is covered in strange grooves and cracks. Just as Earth's crust of rock is broken into colliding fragments, so Europa's crust of ice is broken into sheets that push and pull in opposite directions. Water from a salty ocean deep underground erupts from the cracks and freezes, creating new ground.

Io

Caught in a tug-of-war between the gravity of Jupiter and the other Galilean moons, Io is torn by powerful forces that have melted its insides. Molten rock, rich in colorful sulfur chemicals, erupts all over its surface from giant volcanoes.



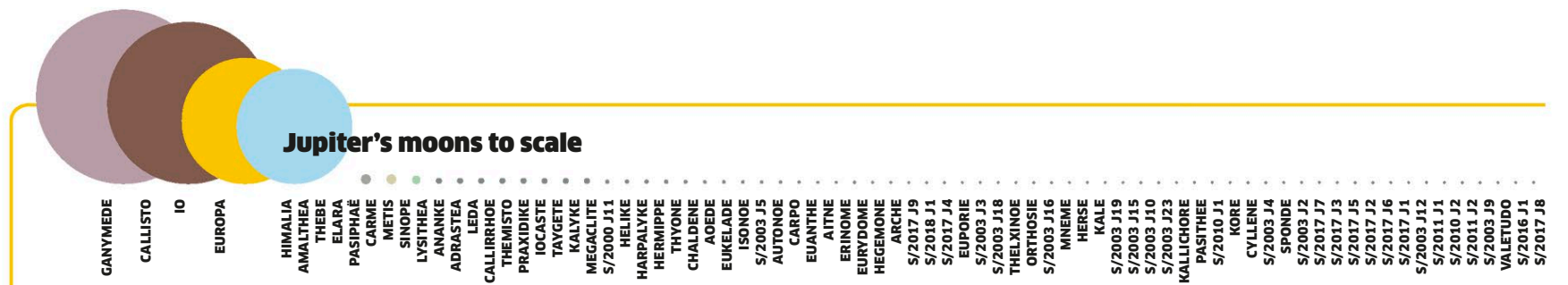
Ganymede

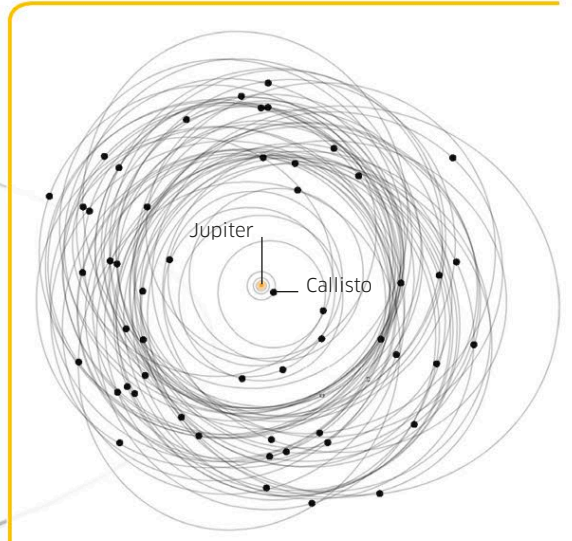
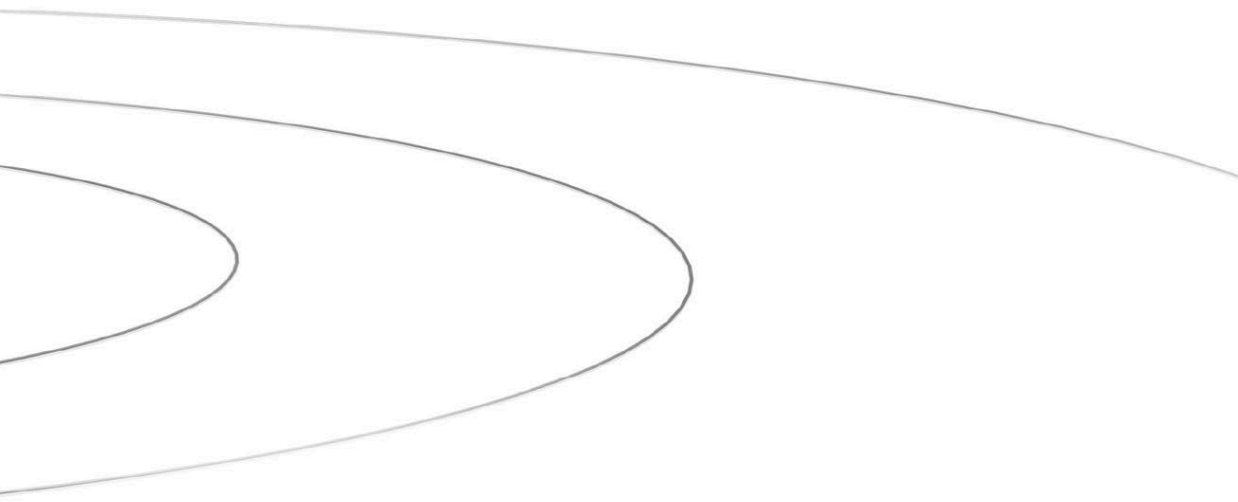
This large moon is nearly 10 percent wider than Mercury and would be called a planet if it orbited the Sun rather than Jupiter. Its surface is a jigsaw puzzle of ancient dark areas with lots of craters, and younger, paler areas with few craters. Eruptions of slushy ice from underground have resurfaced the younger areas.

Moons of Jupiter

Jupiter's massive size makes the pull of its gravity strong. As a result, the giant planet has trapped nearly 70 known moons in orbit around it. Some are probably asteroids or comets that flew too close to Jupiter and were captured by its gravity. Others are as large as planets.

Jupiter's four largest moons are called the Galilean moons because they were discovered by the great Italian astronomer Galileo Galilei in 1610. These four worlds are very different. The innermost moon, Io, has hundreds of active volcanoes. Next is Europa, which is covered in ice, though a hidden ocean may lie below—one of the few places in the solar system that might harbor life. Ganymede is the solar system's largest moon and the only one with a magnetic field. Callisto is covered in craters. Its surface is considered the oldest of any moon or planet in the solar system.






Callisto

The solar system's most heavily cratered object, Callisto is peppered with meteorite craters. The large number of craters shows that its surface is very old. Oddly, there are very few small craters on Callisto.

Scientists think small craters gradually fade away as the ice in their rims evaporates into space, leaving small hills.



Outer moons

Jupiter's many outer moons are only a few miles wide and orbit the planet in a messy cloud. The inner moons travel in the same direction as Jupiter's rotation and their circular orbits line up neatly with Jupiter's equator. In contrast, the outer moons orbit in both directions and their orbits are often wildly tilted or oval. This pattern suggests that most of them are captured objects.

Meteorites have blasted holes in Callisto's dark surface, revealing the pale ice below.



No impact craters have been found on Io's surface. Lava and ash quickly hide the scars of any impacts.

Eruption

In Io's low gravity, eruptions can throw material hundreds of miles into space.

Volcanic crater

The volcanic crater Tupan Patera, bounded by steep walls, displays a wide range of colors that are caused by lava mixing with materials rich in sulfur.



Lower mantle

Surrounding Io's core is a partially molten layer of rock around 600 miles (1,000 km) thick.

Core

Io may have a core of searing hot molten iron or iron sulfide about 930 miles (1,500 km) wide.

Though mostly flat, Io has more than 100 mountains, some reaching 11 miles (18 km) in height.

Tidal forces make the ground on Io rise and fall by up to **330 ft (100 m)**, which is five times greater than the highest ocean tides on Earth.


FAST FACTS

Time to orbit Jupiter: 1.77 Earth days

Mass (Earth = 1): 0.015

Surface temperature: -262°F (-163°C)

Diameter: 2,262 miles (3,643 km)



Molten upper mantle

A 30-mile- (50-km-) thick layer of molten rock probably lies under the moon's crust.

Atmosphere

Io has a thin atmosphere of sulfur dioxide that freezes onto the ground at night and evaporates by day. Constant strong winds blow from the sunny side of Io to the dark side.



This active volcano, called Pele, has a lava lake in its central crater.

Crust

Io has a 25-mile- (40-km-) thick crust of rock covered with solidified lava and sulfur chemicals from eruptions. The varying colors come from different forms of sulfur.

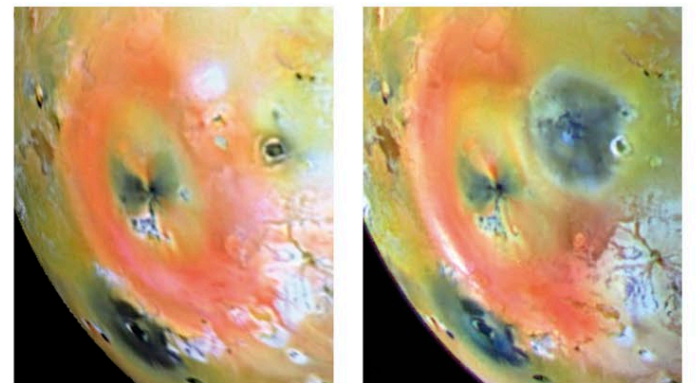
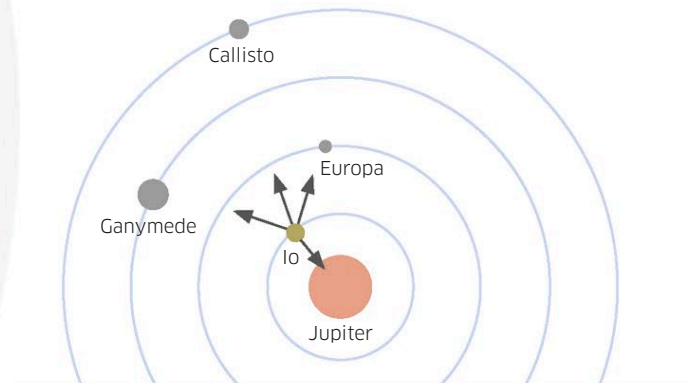
Io

The most volcanically active body in the solar system, Jupiter's moon Io is constantly spewing matter into space from its eruptions. Its blotchy, lava-covered face is a world away from the icy terrain of Jupiter's other moons.

This moon's volcanic eruptions don't just affect Io itself. They pump huge amounts of material into space, forming a vast, doughnut-shaped ring of charged particles around Jupiter, called a plasma torus. The plasma torus allows electric currents to flow through space between Jupiter and Io, triggering lightning storms in Jupiter and causing gases around Io to glow. The existence of Io's volcanoes was predicted by scientists before the Voyager 1 spacecraft had a close encounter with the moon in 1979. The incredible images Voyager took confirmed the scientists' predictions: Io erupts so frequently that the moon is literally turning itself inside out.

Tidal heating

The cause of Io's volcanic activity is gravity. As it orbits Jupiter, Io is stretched in different directions by the gravitational pull of Jupiter and the other moons. These tidal forces keep changing Io's shape, causing friction that heats up and melts its interior.



Changing face

Io's appearance can change quickly because of its frequent eruptions. These two images taken five months apart show how fallout from an eruption blanketed a 250-mile- (400-km-) wide area with black material. The red ring is fallout from another volcano, called Pele.

Saturn

The spectacular rings around this giant planet make it one of the wonders of our solar system. Saturn is the second-biggest planet after Jupiter, and like Jupiter it has a huge family of moons.

Saturn is a gas giant—a vast, spinning globe of chemicals that exist as gases on Earth, such as hydrogen. Saturn is 96 percent hydrogen, but only the outer layers are gas. Deep inside the planet, the hydrogen is compressed into a liquid by the weight of the gas above it. Saturn is almost as wide as Jupiter but has less than a third of its mass, making Saturn far less dense. In fact, it is the least dense planet of all. It is also the least spherical: Saturn spins so fast that it bulges at the “waist,” making it wider than it is tall. Like Jupiter, it has a stormy outer atmosphere lashed by powerful winds that sweep its clouds into horizontal bands.

Saturn's poles turn blue in winter, an effect caused by sunlight being scattered by relatively cloud-free air.

Atmosphere

Saturn's atmosphere is mostly hydrogen and helium, with clouds of ammonia ice and water ice on top. Horizontal winds sweep the creamy-colored clouds into bands like those on Jupiter, but with fewer large eddies and storms.

Liquid hydrogen layer

The huge weight of Saturn's atmosphere squeezes the hydrogen underneath into a liquid, forming a vast internal ocean. This sea of liquid hydrogen has no surface—instead, it gradually merges into the gas layer above it.

Rings

Saturn's rings are made of fragments of dirty ice orbiting the planet in an almost perfectly flat plane. The ice reflects the Sun's light, often making the rings look very bright.


FAST FACTS


Surface gravity (Earth = 1): 1.02

Time to rotate once: 10.7 hours

Year: 29 Earth years

Moons: At least 62





POLAR HEXAGON



POLAR HURRICANE

Polar hexagon

Around the north pole, clouds form a mysterious hexagonal pattern that has persisted for decades. Each side of the hexagon is wider than Earth. It may be a long-lived wave, but no such pattern is seen at the south pole. In its center is a raging hurricane, shown here in false color, in which wind speeds reach 330 mph (530 km/h)—five times faster than in a hurricane on Earth.

Core

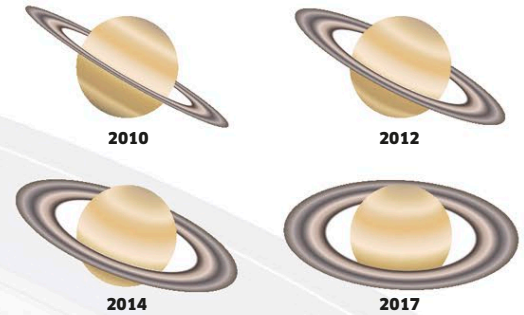
At the planet's center there might be a core made of a mixture of rock and the metals iron and nickel.

Liquid metallic layer

At great depths, the pressure is so intense that the hydrogen turns into a liquid metal. An additional layer of liquid helium may surround the core.

Changing view

Saturn is tilted on its axis, so our view of the rings from Earth changes greatly as Saturn orbits the Sun. When the rings are side-on, they are almost invisible. It takes around 15 years for the rings to go from full view to almost invisible and back again.



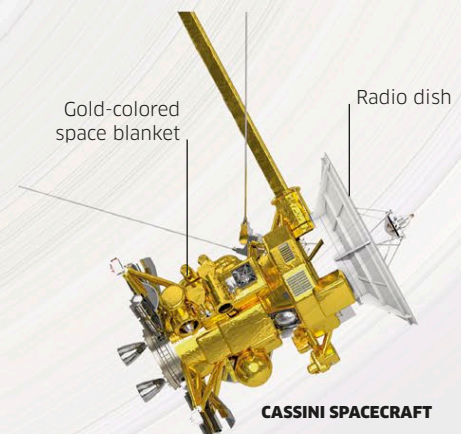
Elongated storm

In 2011 a huge storm broke through Saturn's hazy surface and quickly spread eastward. After a few months, it had spread all the way around the planet, stirring up the clouds into swirls and ripples (shown here in false color).



Mission to Saturn

In 2004 the nuclear-powered Cassini spacecraft arrived at Saturn, packed with scientific instruments to study the planet and its rings and moons. The data and images it has since sent back have transformed our understanding of Saturn. Cassini released a separate probe, Huygens, that parachuted onto the surface of Saturn's biggest moon, Titan.



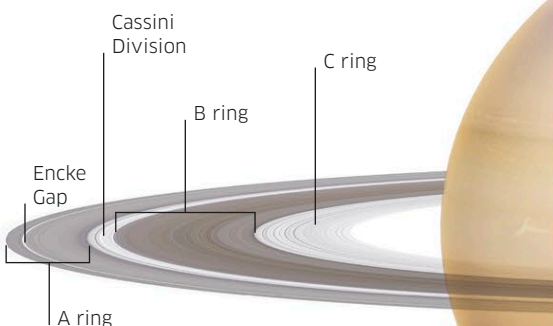
Saturn's rings

The vast circle of icy debris orbiting Saturn may be the remains of a moon that broke apart in the past. Visible even in small telescopes, Saturn's rings are thousands of miles in diameter but only a few metres thick.

Each particle in Saturn's rings is in orbit around the planet, trapped by the gas giant's gravity. The floating chunks of ice also attract each other through gravity, and they are pulled by the gravity of Saturn's moons. All these forces combine to make the material in the rings bunch up at certain distances from Saturn and thin out at others, forming a series of distinct rings and gaps. All the gas giants have ring systems, but those of Jupiter, Uranus, and Neptune are much fainter than Saturn's.

Ring system

The main parts of Saturn's rings are given letters, and the gaps within them are named after famous astronomers. The gravitational tug of Saturn's moon Mimas creates the biggest gap, known as the Cassini Division.



Main rings

The artist's impression below shows the most densely packed part of Saturn's main rings: the B ring. Fragments of ice here occasionally collide and break. The newly exposed icy surfaces capture the sunlight, making Saturn's rings much brighter than the dark, dusty rings of other gas giants.

The icy bodies in the rings range in size from tiny icy grains to boulders as big as houses.




Shepherd moons

Some of Saturn's moons orbit the planet within the rings. The gravity of these "shepherd moons" sweeps their orbits clear, herding the icy debris elsewhere. Saturn's moon Daphnis (above) also kicks up waves in the rings as it hurtles around the planet.



Through Cassini's eyes

The Cassini spacecraft has studied the rings in detail since it arrived at Saturn in 2004. In July 2013, Cassini slipped into Saturn's shadow and captured incredible pictures of its rings lit from behind by the Sun. The images reveal hazy, blue outer rings that are not normally visible. The largest of these—the E ring—is a cloud of microscopic ice grains from geysers erupting on Saturn's moon Enceladus.



280,000 km (174,000 miles) - the diameter of the main rings.


10 m (33 ft) - the thickness of most parts of Saturn's rings.

4.4 billion years - the likely age of Saturn's rings.

A comet or asteroid hit Saturn's D ring in 1983, causing wobbles in the ring material that lasted for over 30 years.

The rings have their own, very faint atmosphere, mostly made of oxygen.


Most of the ice lies in a very flat plane, but large blocks of ice rise above it, and there are "bumps" up to 4 km (2.5 miles) high.




Ring world

Saturn's breathtaking rings are made of billions of sparkling fragments of ice that range in size from snowflakes to icebergs.

The first person to see the rings was the Italian astronomer Galileo, who called them "ears." Since then, telescopes and spacecraft have revealed ever more detail in the rings, which are made up of thousands of individual ringlets. This image is a mosaic of 126 photos captured by the Cassini spacecraft in 2004. Gravity has pulled the material in the rings into a plane so incredibly thin that a disk of paper made to the same scale would be about 0.9 miles (1.4 km) in diameter.

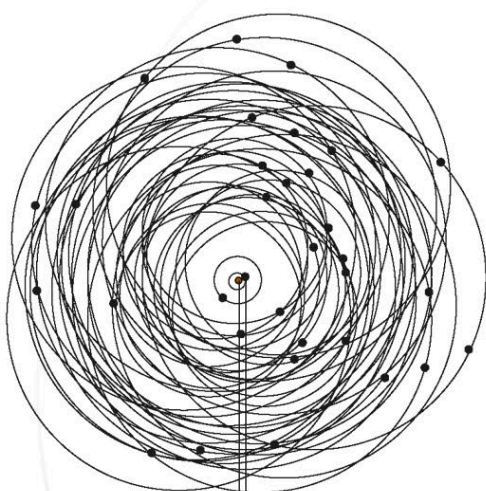




Moons of Saturn

There are so many moons orbiting the planet Saturn that they form what looks like a miniature version of the solar system.

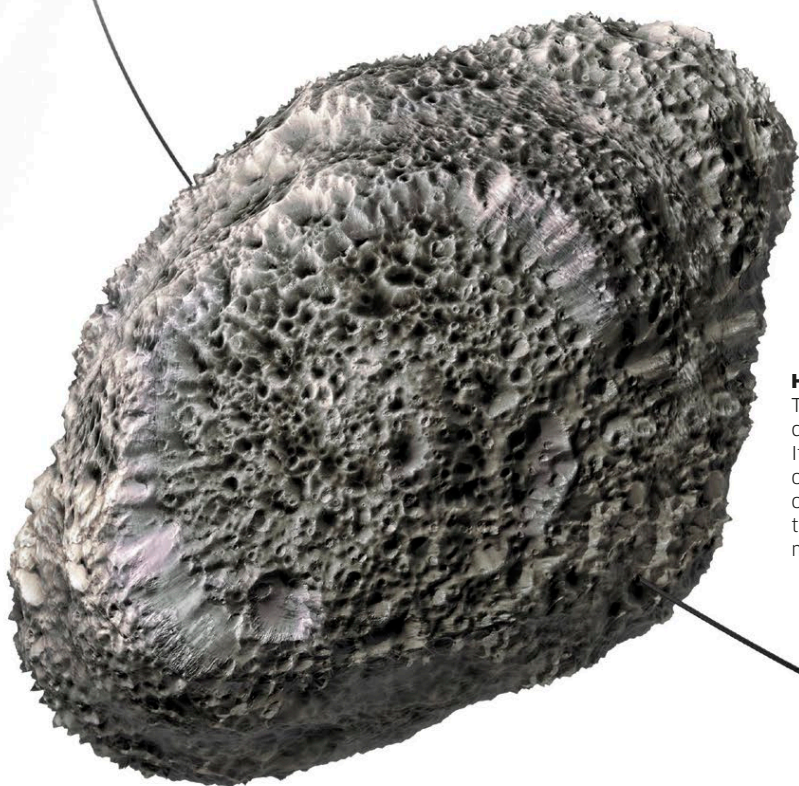
Saturn has at least 62 known moons, but the true number may be far greater. The innermost moons are part of Saturn's ring system, and some of these have gathered so much dust around their equators that they look like flying saucers. Beyond the rings are Saturn's largest moons, which are hundreds of miles wide and mostly have icy crusts. Largest of all is Titan, which is bigger than the planet Mercury. The inner moons and the large moons all move in the same direction as Saturn's rotation, which suggests they formed at the same time as the planet. Farther out, however, is a chaotic cloud of tiny moons that orbit at wild angles.



Saturn | Hyperion

Orbits of the outer moons

Far from Saturn are dozens of small moons in tilted, noncircular orbits. Many of these orbit in the opposite direction of the main moons. This suggests they formed elsewhere and were captured by Saturn's gravity.



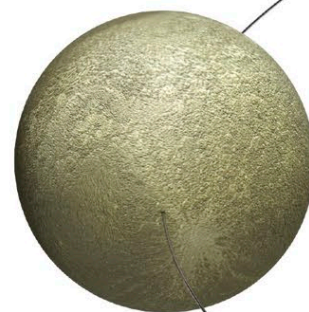
Hyperion

This peculiar moon has so many deep craters that it looks like a bath sponge. It tumbles as it flies through space, its axis of rotation wobbling due largely to the pull of gravity from Titan. Measurements show that Hyperion is partly empty; large hollows must exist under its surface.

Most large moons of Saturn are **tidally locked**, which means they always keep the same side facing Saturn.


Rhea

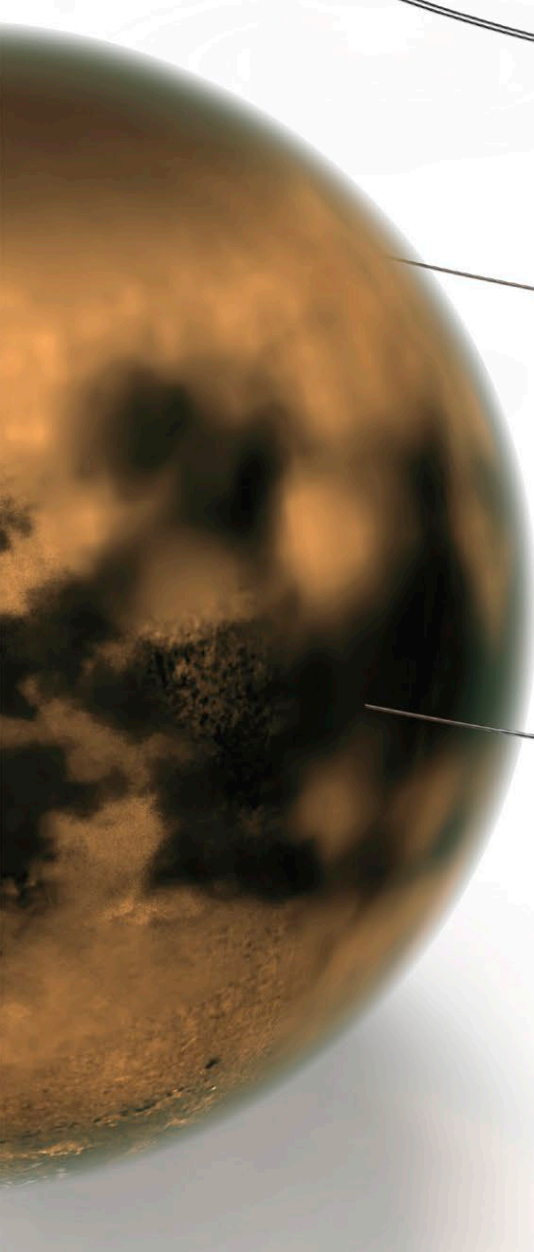

Saturn's second-largest moon has an icy surface with intriguing discolored patches around the equator, which suggest it may once have had rings.



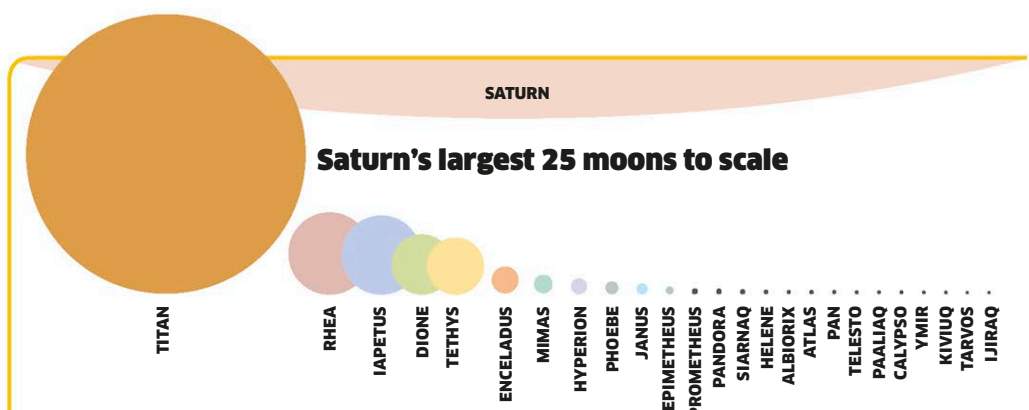

Titan

This is Saturn's largest moon and the second-largest moon in the solar system. It has a thick, hazy atmosphere that hides the surface from view.





Ice world
 Enceladus's icy exterior is the most reflective surface of any body in the solar system. Although the snow-white ground is frozen solid, an ocean of liquid water may lie hidden underneath. Near the south pole, jets of gas and ice grains erupt from ice volcanoes. Much of the ice falls back to the surface, coating Enceladus with volcanic snow.

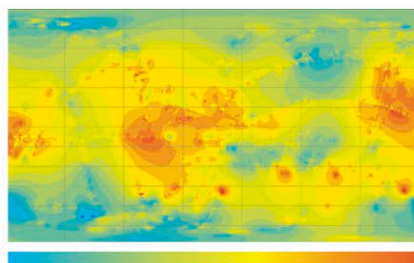
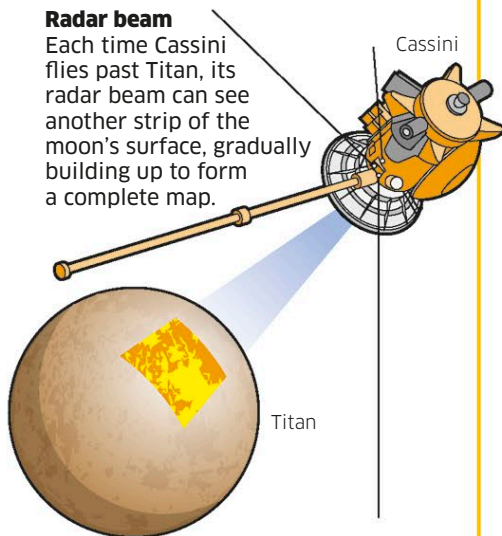


Seeing through the clouds

A layer of haze surrounds Titan, making it impossible to photograph the surface from space. However, the Cassini spacecraft has a radar system that can “see” through the haze by bouncing radio waves off the ground.

Radar beam

Each time Cassini flies past Titan, its radar beam can see another strip of the moon’s surface, gradually building up to form a complete map.



-5,900 FT (-1,800 M)


2,000 FT (600 M)

Mapping Titan

Cassini’s map of Titan shows the height of the ground in color. The mountain peaks are red. Some of the mountains may be ice volcanoes, from which water rather than lava erupts. As the water flows down the sides, it freezes, making the volcano grow.

Distant shores


This Cassini radar view has been color-coded to show low-lying, smooth areas as blue, and higher, rougher areas as orange. The colors reveal Titan’s lakes and rivers. These contain not water but carbon chemicals such as ethane.



Titan

Saturn’s largest moon, Titan, has some tantalizing similarities with Earth. It has nitrogen-rich air, cloudy skies, mountains, rivers, and lakes. However, this chilly world is far too cold for life as we know it.

In 1980, when the Voyager 1 spacecraft returned the first close-up images of Titan, the scientists back on Earth were disappointed. A thick orange haze covered the moon, hiding its surface from view. However, the haze turned out to be a fascinating mix of the kind of carbon chemicals that existed on Earth billions of years ago, before life began. In the distant future, when the Sun brightens and Titan warms up, conditions on the surface may become just right for life.



Surface view

In January 2005 the European Space Agency’s Huygens space probe landed on Titan’s surface. Once released from the orbiting Cassini spacecraft, Huygens took three weeks to reach Titan and then parachute down to the surface to return the first images of the hidden world below. This photo shows “rocks” of ice littering the bed of what was once a lake. The smoggy orange sky casts a gloomy light across the whole landscape.

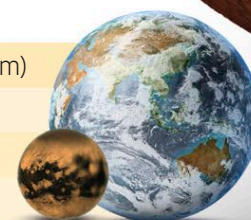
FAST FACTS

Distance from Saturn: 900 million miles (1.4 billion km)

Mass (Earth = 1): 0.002

Time to rotate once: 16 Earth days

Size: 3,200 miles (5,150 km) wide




Crust

As hard as solid rock, water ice probably makes up most of Titan’s outer crust.

Polar lakes

On Earth, clouds, rain, and lakes are made of water; on Titan, they are made of chemicals called ethane and methane. Both are invisible gases on Earth, but Titan is so cold that there they turn into a liquid. They form droplets in the air that fall as rain, feeding lakes near the north pole, like the one in this artist's impression.



Atmosphere

Titan's air is mostly nitrogen, like Earth's air. The nitrogen may have been delivered to Titan by comets crashing into it.


Core

Titan's core could be either solid rock or a mixture of ice and rock all the way to the center.

Mantle



The top of Titan's mantle might be made of liquid water, forming a hidden ocean. Deeper down, the mantle consists of ice.

The lower part of the mantle is thought to consist of a special kind of ice that forms under high pressure.



Uranian moons

Uranus has 27 known moons. The largest, Titania, is 980 miles (1,577 km) wide. The smallest are Trinculo and Cupid, which are only about 11 miles (18 km) wide. All the moons are named after characters from the works of William Shakespeare and the poet Alexander Pope.



Rocky moons

Uranus's moon Miranda looks as though it was smashed by an impact and then rebuilt, but with the pieces falling in the wrong places. As a result, vast cracks formed as its crust resettled, creating the highest cliff in the solar system: Verona Rupes, which is well over 3 miles (5 km) tall.

ARTIST'S IMPRESSION OF VERONA RUPES

Uranus

In 1781 the astronomer William Herschel peered through the telescope in his garden in England and saw what he thought was a comet. It turned out to be something much more exciting: a new planet.

Uranus is an ice giant much like Neptune, but tipped on its side. For two centuries after Herschel discovered Uranus, very little was learned about it, except that it has moons, rings, and an unusual tilt. Only one spacecraft—Voyager 2—has ever visited the planet, and the pictures it sent back in 1986 revealed a disappointingly boring, pale blue globe with a few faint wisps of cloud. Unlike the other giant planets, Uranus gives off relatively little heat. It does, however, have a strong but lopsided magnetic field.

FAST FACTS

Surface gravity (Earth = 1): 0.89

Time to rotate once: 17.2 hours

Year: 84 Earth years

Moons: At least 27



Rings


Uranus is surrounded by a set of narrow rings, most of which were discovered in 1977 when they passed in front of a star. More rings, sharing orbits with small moons, were found later.


Atmosphere

Hydrogen and helium are the main gases in Uranus's atmosphere, but there is also plenty of methane, which gives the planet its pale blue color.

Mantle


Water, methane, and ammonia combine to form a slushy mixture of ice and liquid in Uranus's mantle. At the base of the mantle there may be a sea of diamond.





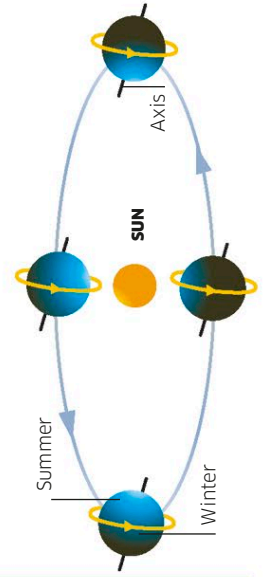
Core
At the planet's center is a core of possibly molten rock, iron, and nickel, with a temperature of more than 9,000°F (5,000°C).

Storm clouds
Uranus looked featureless when Voyager visited because its south pole was facing the Sun. When its equator faces the Sun, however, the atmosphere springs to life. Recent images from telescopes reveal horizontal cloud bands like those on Jupiter, violent storms, and giant polar hurricanes.



On a roll


Most planets rotate upright like spinning tops, but Uranus's axis of rotation is tipped over on its side. This gives the planet and its moons extreme seasons. In the winter hemisphere, the pole is in constant darkness for 42 years, while the summer pole is in constant sunlight.



Neptune

The solar system's outermost planet has a striking blue color like Earth. Similar in size and structure to Uranus, Neptune is an ice giant: a vast ball of gas, liquid, and ice.

Neptune was the last planet to be discovered and was found thanks to mathematics. Astronomers had noticed that Uranus wandered off its predicted path as though pulled by the gravity of a hidden planet. When they calculated where the mystery world should be and looked through a telescope, they saw Neptune. Just 17 days later, in October 1846, they also saw Neptune's icy moon Triton. Only Voyager 2 has visited Neptune. It flew past the planet in 1989 and sent back pictures of white clouds in Neptune's sky, blown into streaks by furious winds, and faint rings around the gas giant. Triton turned out to be a fascinating world of erupting geysers and frozen nitrogen lakes, surrounded by a thin atmosphere.




A layer of liquid diamond might surround Neptune's core.

Rings

Neptune is surrounded by several thin, faint rings made mostly of dust.

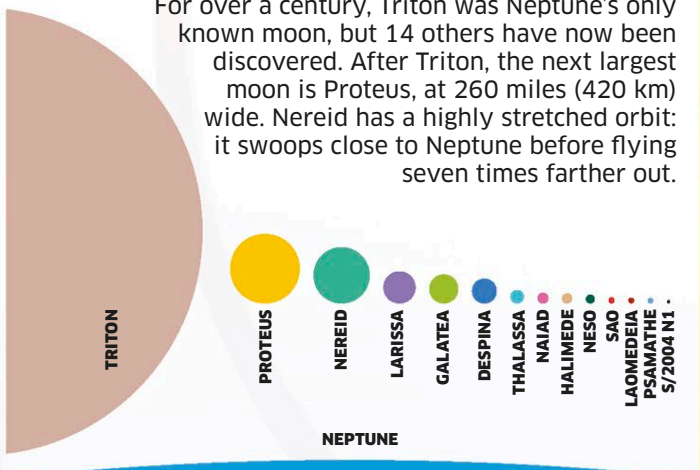
Dust rings

Neptune's rings are made of dark dust that's hard to see, but Voyager 2 took this photo when they were lit from behind by the Sun. The rings have thick and thin sections, making them uneven.



Neptune's moons

For over a century, Triton was Neptune's only known moon, but 14 others have now been discovered. After Triton, the next largest moon is Proteus, at 260 miles (420 km) wide. Nereid has a highly stretched orbit: it swoops close to Neptune before flying seven times farther out.



TRITON

PROTEUS

NEREID

LARISSA

GALATEA

DESPINA

THALASSA

NAIAD

HALIMEIDE

NEO

SAO

LAOMEIDIA

PSAMATHE

S/2004 N1

NEPTUNE

The astronomer Galileo Galilei saw Neptune 234 years before its discovery but didn't realize it was a planet.

Geysers on Triton

Voyager 2 discovered huge geysers on Triton. Jets of nitrogen gas blast icy grains up to 5 miles (8 km) above the surface, shown here in an artist's impression. These are caught by the wind and form dark streaks where they settle back on the ground.




Mantle

The mantle is a slushy mixture of liquid and ice made up of water, methane, and ammonia. This layer weighs ten times more than Earth.

Core

In the center is a white-hot core of rock and iron that is larger than Earth. The temperature here is over 9,000°F (5,000°C).



Stormy skies

Raging winds tear across Neptune's sky, blowing at up to 1,300 mph (2,100 km/h)—nearly ten times faster than a hurricane on Earth. Storms come and go. In 1989, Voyager 2 photographed the Great Dark Spot (left), a giant storm that had vanished by the time the Hubble Telescope looked at Neptune in 1994.

Atmosphere

Neptune's outer layer is made of hydrogen and helium, with increasing amounts of water, ammonia, and methane at greater depths. Its blue color comes from methane.

The clouds are blown around the planet by winds of up to 1,300 mph (2,100 km/h).


FAST FACTS

Surface gravity (Earth = 1): 1.12

Time to rotate once: 16.1 hours

Year: 165 Earth years

Moons: At least 14



Triton

Neptune's largest moon is almost as big as Earth's moon. With a surface temperature of -391°F (-235°C), it is one of the coldest places in the solar system. It orbits the "wrong" way, moving in the opposite direction of Neptune's rotation. This suggests Triton was captured by Neptune's gravity.


Minor planets

Billions of rocky and icy objects orbit the Sun, some weaving paths between the planets but most orbiting farther out. Called “minor planets,” they are leftovers from the solar system’s formation, and many are fascinating worlds in their own right.

There are minor planets scattered throughout the solar system, but most fall into groups that share similar orbits. Closest to the Sun are the asteroids, which are mostly made of rock. Farther out, the minor planets tend to be icy. Some minor planets have their own moons and rings, and the very largest are roundish in shape and classed as dwarf planets. The most famous of these is Pluto, which was once considered a planet.

Haumea

The dwarf planet Haumea is egg-shaped rather than round. Its shape is too small to see with a telescope but astronomers figured it out by studying how it reflects different amounts of light as it rotates. Haumea has two moons, Hi’aka and Namaka, shown in this artist’s impression.

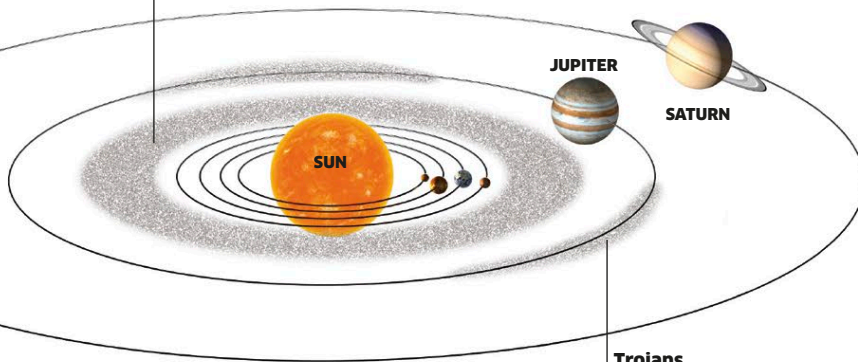


Eris

The dwarf planet Eris was discovered in 2005 and is larger than Pluto. It belongs to the scattered disk—a group of icy objects that travel far north and south of the Kuiper belt disk.

Asteroid Belt

Most small rocky bodies orbit the Sun in a belt between the orbits of Mars and Jupiter. The largest known asteroid, Ceres, is classed as a dwarf planet.



Trojans

Two clusters of asteroids, known as trojans and Greeks, share the same orbit as Jupiter.

Centaur

Bodies in the space between the outer planets are called centaurs. They were probably once in the Kuiper belt. Several centaurs behave like large comets.

Kuiper Belt


This group of icy bodies forms a belt extending 30-50 times farther from the Sun than Earth. Pluto is the largest known member of the Kuiper belt.



ARTIST'S IMPRESSION OF PLUTO

Pluto's surface


Since Pluto is so far from the Sun, most substances that are gases on Earth are solids on Pluto. The very thin atmosphere on this dwarf planet probably freezes and evaporates with Pluto's changing seasons.



Ceres

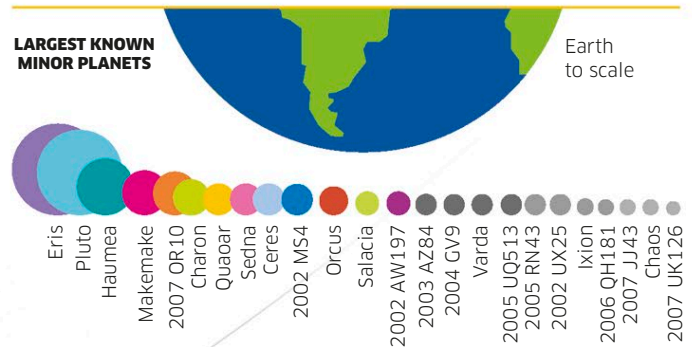
Ceres, the largest asteroid, is so big that scientists consider it a dwarf planet. This 590-mile- (950-km-) wide body is a battered, rocky world, but it has icy patches on its surface and sometimes releases water vapor into space. In 2015 NASA's Dawn spacecraft became the first one ever to visit Ceres.

Earth's moon weighs about **six times** more than the dwarf planet Pluto.




New Horizons mission

NASA's nuclear-powered New Horizons spacecraft visited the dwarf planet Pluto and its five moons in 2015. After its encounter, the 880-lb (400-kg) craft set off toward other Kuiper belt objects to improve our knowledge of these dim and distant worlds.



Size

Though small relative to Earth, minor planets rival the solar system's moons in size. Five are recognized as dwarf planets: Eris, Pluto, Haumea, Makemake, and Ceres. However, there may be hundreds of objects beyond Neptune that could qualify as dwarf planets.

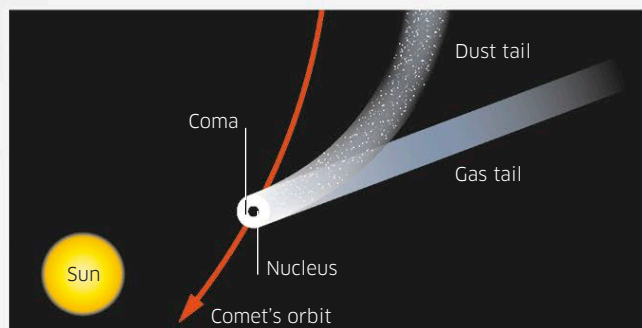


Oort cloud

Beyond the Kuiper belt lies a roughly spherical cloud of icy bodies that probably stretches a quarter of the way to the nearest star. Many comets are likely to originate from this planetary deep freeze.

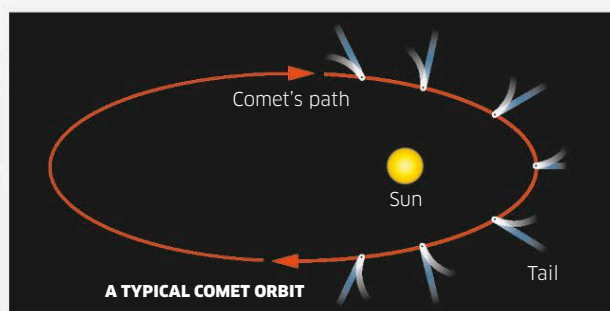
Structure of a comet

The cloud of gas and dust that surrounds the nucleus is called the coma. The coma's largest part, visible in ultraviolet light, is made of hydrogen. Both tails follow the comet's motion around the Sun.



Around the Sun

The orbits of comets are typically elliptical (oval). Only when comets come close to the Sun do their tails develop. The time taken to make one orbit varies enormously—Comet Encke, a short-period comet, takes only three years to orbit the Sun, but long-period comets can take millions of years.



SIZE OF COMET 67P RELATIVE TO A CITY

Comet 67P

The best-studied comet in history is the 3-mile- (5-km-) wide Comet 67P, which was explored by the European spacecraft Rosetta that arrived at it in 2014. Rosetta released a separate probe called Philae to make the first soft landing (as opposed to a violent impact) on a comet nucleus. The harpoon meant to anchor Philae to the comet failed to fire on landing, causing Philae to bounce hundreds of yards into space. It bounced twice before settling.

Comets

Comets are strange but beautiful sights, like stars with glowing tails. From time to time they swoop into the inner solar system and appear in the night sky, only to shoot back out to space and vanish.

For thousands of years, people were puzzled by comets or even frightened by them, seeing their unexpected appearance as bad omens. We now know these visitors from the outer solar system are simply ancient lumps of ice and dust—leftovers from the cloud of rubble from which the planets formed, billions of years ago. When comets venture close to the Sun, the ice warms up and releases gas and dust into a gigantic cloud and tails. Comets have changed little since they first formed, which makes them a prime target for space scientists who want to learn more about the early solar system.

Crust

A crust of jet-black dust makes the surface of the nucleus darker than coal. Comet nuclei are among the darkest objects in the solar system.



Tail tails

Comets look as though they are streaking through space with their tails stretched out behind them, but that's just an illusion. In reality, the tails always point away from the Sun, whichever way a comet is traveling. There are two main tails: a gas tail (blue in the photo of Comet Hale-Bopp on left) and a dust tail (white). The gas tail points almost directly away from the Sun, but the dust tail bends back toward the comet's path.

Interior

The inside of a comet is a jumbled mixture of rocky dust and lumps of ice, all held together loosely by gravity.

Comet nucleus

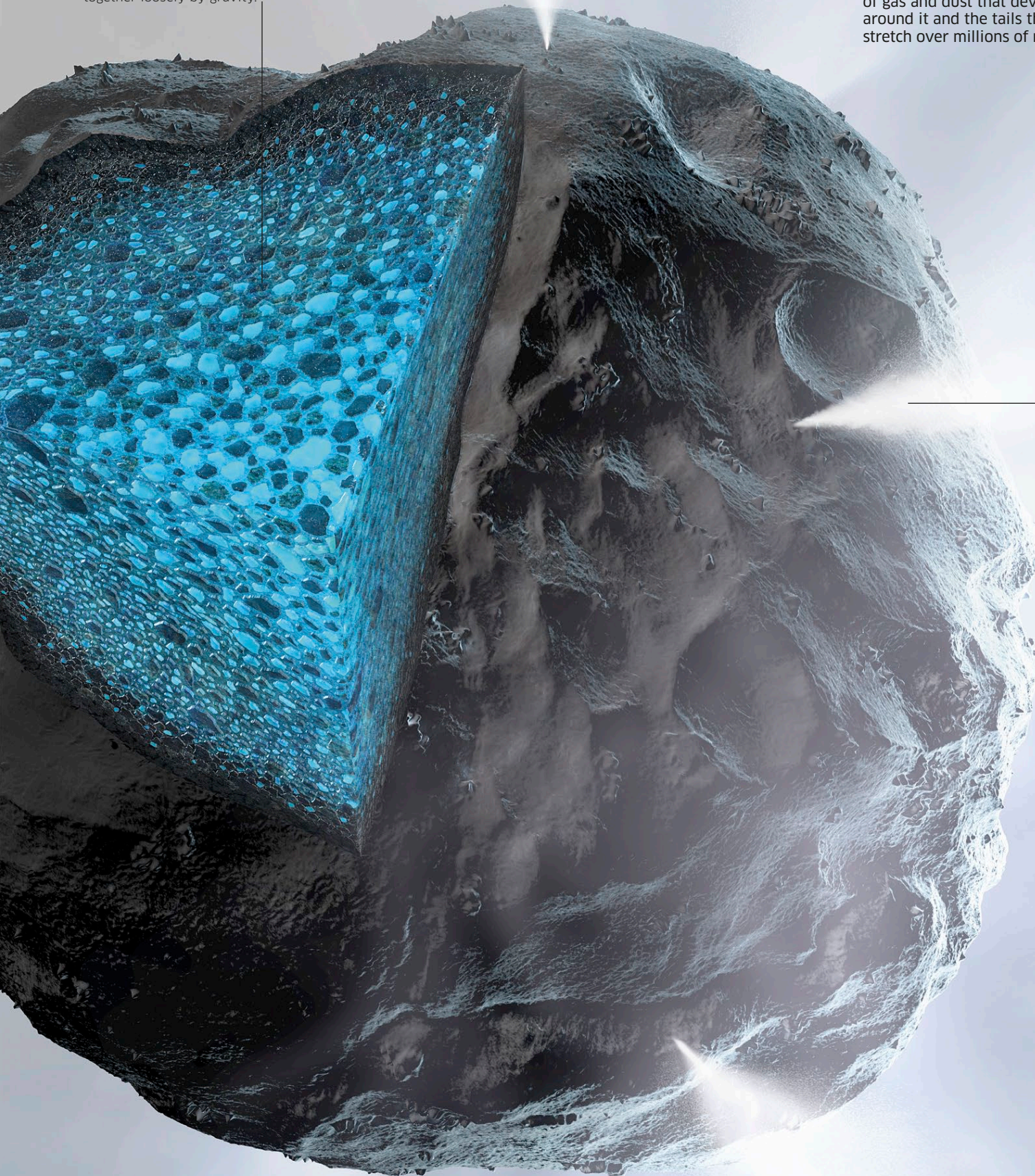
At the heart of a comet is a solid part called the nucleus. Typically only a few miles wide, the nucleus is dwarfed by the cloud of gas and dust that develops around it and the tails that can stretch over millions of miles.


Jets of gas and dust

The Sun's warmth makes ice in the comet evaporate to form gas. Jets of gas erupt from the sunward side of the nucleus, carrying dust grains with them.

Coma

A vast cloud of dust, gas, and ice particles called a coma builds up around the nucleus as a comet approaches the Sun. The coma can grow larger than the Sun.





STARS


On a dark night you can see thousands of stars twinkling in the sky, but there are countless trillions more scattered across the fathomless depths of space. Like our Sun, all stars are dazzling balls of hot gas that can shine for billions of years, powered by nuclear fusion.

How stars work

A star is a brilliant, shining ball of extremely hot gas, mainly hydrogen, that generates fantastic amounts of energy in its core. This energy travels out through the star until it reaches the surface, where it escapes into space as light, heat, and other types of radiation invisible to our eyes. Stars are bright and hot because of the vast quantity of energy they generate.

PARTS OF A STAR

Stars vary tremendously in their size, but all of them have the same parts. Every star has an extremely hot central region, or core, that produces energy; one or more layers of gas through which this energy travels outward; a very hot surface; and an atmosphere.

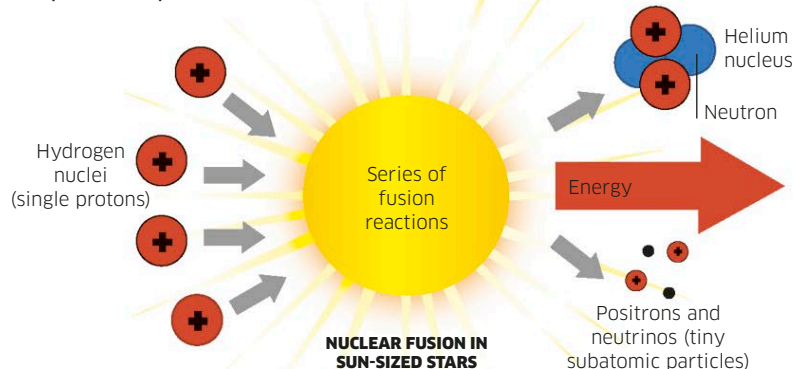


An average star

Our Sun is an ordinary star that looks huge to us because it's so close. Sun-sized stars have two layers through which energy moves outward from the core: an inner layer where it travels by radiation, and an outer layer that carries it by convection (rising and falling currents). In larger stars, these two layers are the other way around, while some smaller stars have only a convection layer. Like all stars, the Sun has a brilliant surface that emits light and heat.

How stars shine

The energy produced by a star is released by nuclear fusion in its core. This process involves the nuclei (central parts) of atoms joining together to make more massive nuclei. Fusion can only occur at the extremely high temperatures present in star cores.



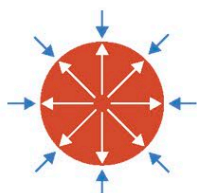
Forces in stars

Most stars exist in a stable state through a delicate balance between two forces: gravity, which pushes matter inward; and pressure, generated by energy released from the core, which pushes matter outward.



Forces in balance

In a normal star, the inward push of gravity balances the outward pressure.



Star turns into red giant

The cores of old stars heat up. The extra heat boosts the outward pressure, so the star swells.



Collapse to black hole

When a particularly large star dies, gravity may cause its core to collapse to form a black hole.

STARLIGHT

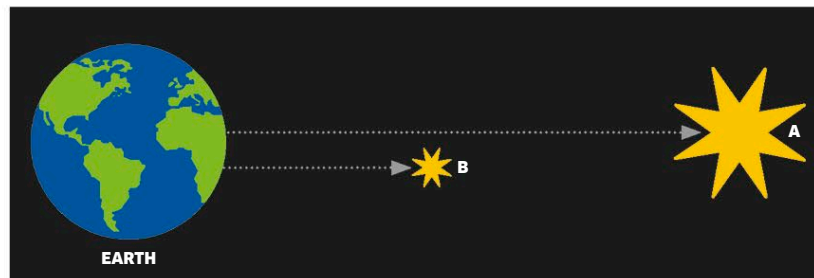
As well as visible light, stars emit invisible types of radiation, such as ultraviolet rays and microwaves, all of which travel as waves. The whole range of these different radiations, including light, is called the electromagnetic (EM) spectrum. Stars are too distant for us to visit them to study, but we can tell a lot about them from the light and other radiation they emit.



These two stars look equally bright in the night sky, but in reality, star A is brighter but farther away.

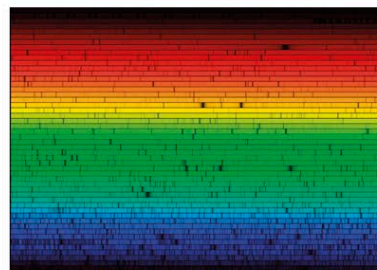
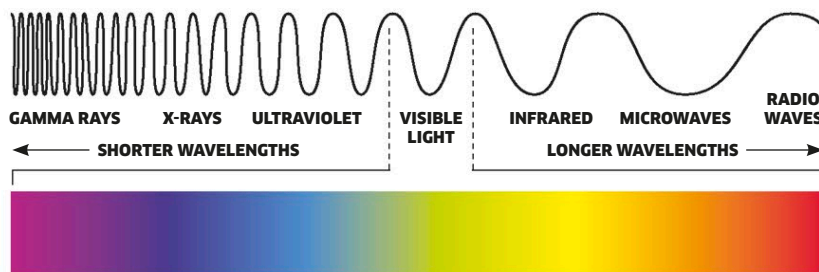
Star brightness

A star's brightness, or magnitude, can be stated either as how bright it looks or how bright it really is. These differ, as stars vary in their distance from Earth, which affects how bright they appear. Oddly, a star's brightness is measured on a scale in which a small number denotes a bright star and a large number indicates a dim star.



The electromagnetic spectrum

Light travels as a wave, and we see light waves of different lengths as colors: red light, for example, has longer waves than blue. Stars produce energy in a huge range of wavelengths, most of which are invisible to our eyes. Many astronomers study stars by using wavelengths we cannot see.

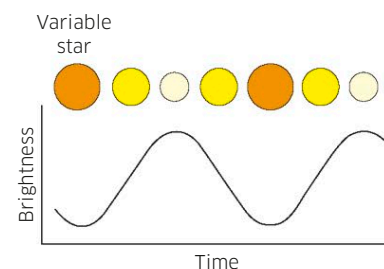


Studying stars

By studying the spectrum of a star, astronomers can figure out many of the chemical elements it contains. Each chemical element in the star's atmosphere absorbs particular wavelengths in the spectrum of radiation from the hotter gas beneath, producing a unique pattern, like a fingerprint. The dark gaps in the spectrum of light from our Sun (above) are caused by 67 different elements.

Variable stars

Some stars regularly vary in both size and brightness. These stars are constantly trying to reach an equilibrium between the inward-pulling gravitational force and the outward-pushing pressure. They swell and shrink in regular cycles, varying from a few hours to a few years—being brightest (and hottest) when smallest, and dimmest (and coolest) when biggest.

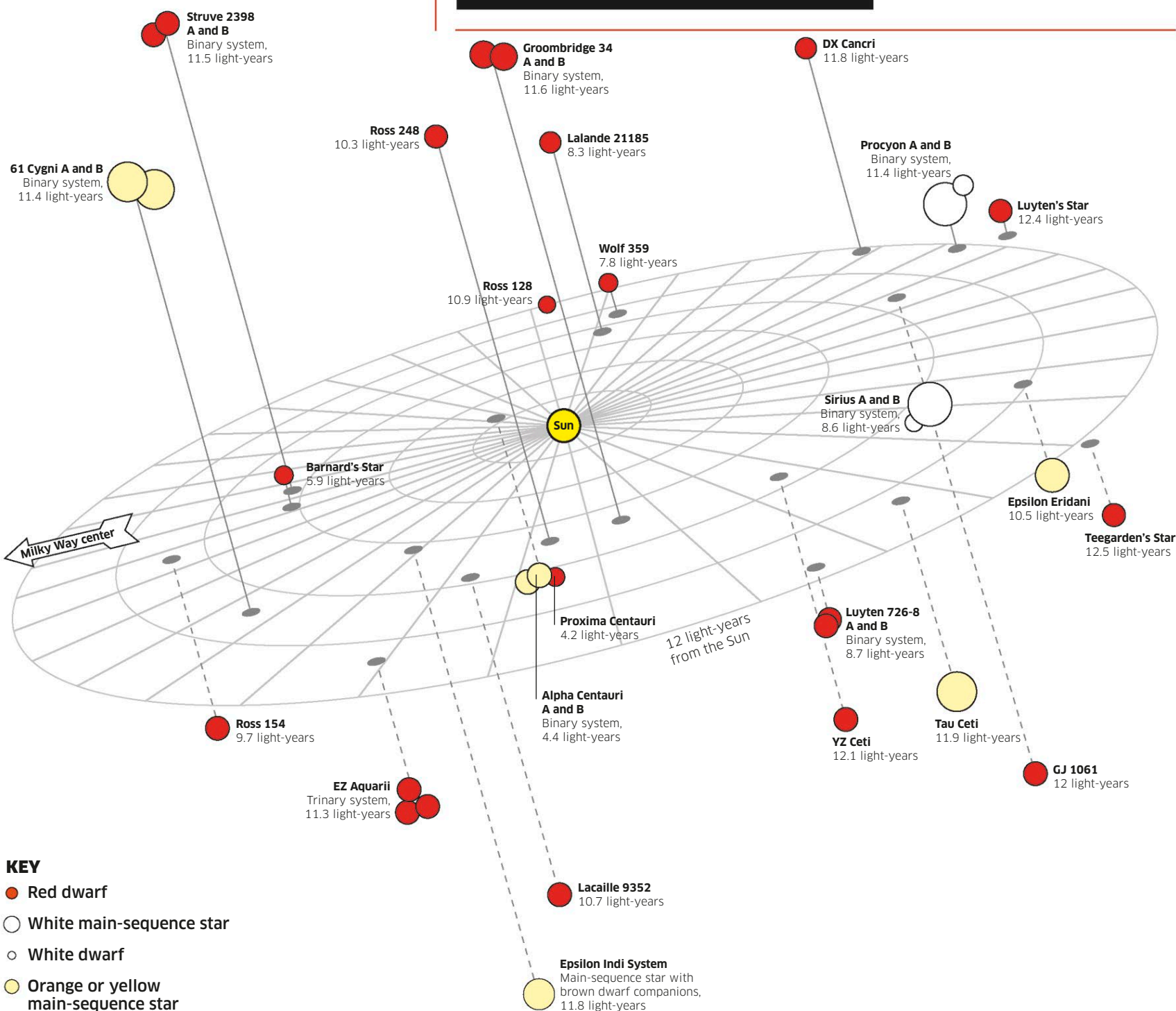


HOW FAR ARE THE STARS?

All stars other than the Sun are situated at incredible distances from Earth, which is why they appear as just pinpricks of light in the night sky. They are so far away that a special unit is needed to express their distance. This unit is the light-year, which is the distance light travels in a year. A light-year is about 6 trillion miles (10 trillion km).

Nearby stars

There are 33 stars lying within 12.5 light-years of the Sun, some of which belong to multiple star systems containing two or three stars (binary or trinary systems). Many of these nearby stars are small, dim ones called red dwarfs, but a few are larger, dazzling yellow, orange, and white stars. The diagram below shows their positions in space, relative to the Sun at the center.



Types of stars

In the night sky, all stars look like tiny pinpricks of light. However, stars differ greatly in size, color, brightness, and life span.


The smallest are tiny dwarf stars less than a thousandth of the Sun's volume. The largest are 8 billion times greater in volume than the Sun. The largest stars are also billions of times brighter than the smallest stars. The characteristics of a star depend mainly on how much matter it contains—its mass. The more massive a star is, the hotter and brighter it will be, but the shorter its life span. This is because big stars burn through their nuclear fuel much faster. Astronomers use the color, size, and brightness of stars to classify them into a number of groups.

Giant stars

The largest stars are aging stars that have swelled and brightened enormously toward the end of their lives. Giant stars are up to 200 times wider than the Sun and can be thousands of times more luminous. Supergiants and hypergiants are up to 2,000 times wider than the Sun and up to a billion times brighter.

Dwarf stars


Dwarf stars make up the majority of stars and are relatively small and dim. They include stars about the size of the Sun or somewhat larger and many smaller stars called red dwarfs. They also include white dwarfs—the tiny, dense remnants of giant stars that have lost their outer layers.




ORANGE GIANT




RED GIANT



BLUE SUPERGIANT





**BLUE
HYPERGIANT**

**RED
SUPERGIANT**

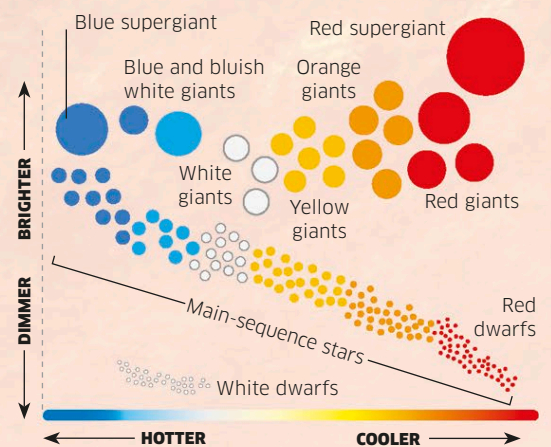
Colors

A star's color depends on how hot its surface is. The hottest stars produce a bluish light, while cooler stars are an orangish red. You can see these colors on a clear night by using binoculars to look closely at different stars.

Color	Temperature
Blue	80,000°F (45,000°C)
Bluish white	55,000°F (30,000°C)
White	22,000°F (12,000°C)
Yellowish white	14,000°F (8,000°C)
Yellow	12,000°F (6,500°C)
Orange	9,000°F (5,000°C)
Red	6,500°F (3,500°C)

Star chart

About 100 years ago, two astronomers discovered an ingenious way of classifying stars that also shows the stage each star has reached in its life. The astronomers—Ejnar Hertzsprung and Henry Russell—did this by making a graph of stars with temperature along the bottom and brightness up the side. Most stars, including our Sun, fall into a band on the diagram called the main sequence; these are small to medium stars in a range of colors. The other stars, including giants and dwarfs, form separate groups. These are older stars that would have been in the main sequence millions of years ago.



ORION

Seeing stars


Supergiant stars are easy to see if you look for the famous constellation of Orion, the Hunter. Orion's shoulder is a red supergiant called Betelgeuse, which is one of the largest stars in the northern sky. Orion's foot is a blue supergiant, Rigel.

Orion Nebula

At a distance of 1,500 light-years from Earth, this colorful gas cloud is the closest star-forming region to Earth. The Orion Nebula contains massive young stars giving off enormous amounts of energy, which makes the surrounding gases glow brightly. You can see the Orion Nebula easily by using binoculars to look at the constellation of Orion, but the colors will be much fainter than shown here.

Trapezium stars

In the heart of the Orion Nebula is a cluster of very bright, newly formed stars called the Trapezium. These stars are up to 30 times more massive than our Sun, and their intense energy illuminates much of the surrounding cloud.



This gas cloud is separated from the main part of the nebula by dark dust lanes and is lit up by a young star at its center.

Star babies


The youngest stars in the Orion Nebula are still surrounded by dense disks of gas and dust. The Hubble Space Telescope has photographed 30 of these disks, which are also known as proplyds. Planets may eventually form from the gas and dust in them.



Star birth

New stars and planets are born in vast clouds of interstellar gas and dust in a process that can take millions of years.

The gas clouds that give birth to stars are known as molecular clouds and are made of hydrogen gas. While most of the hydrogen is spread out incredibly thinly across space, denser clumps can form if something disturbs the cloud. Once that happens, the clumps of gas may begin to shrink due to gravity and pull in more gas, concentrating it at their centers. Eventually, the core regions become so dense and hot that stars ignite. These brilliant newborn stars may illuminate the clouds in which they formed, creating a dazzling display of light and color.



Nair al Saif is the brightest star in Orion's sword.



Intense ultraviolet radiation from young stars makes atoms in the gas clouds emit light. Each element emits a characteristic color. Hydrogen, for instance, glows red. The colors in this photograph are enhanced.

Bubble-shaped region containing hot gas

Fierce stellar winds from massive newborn stars create arcs of gas and dust.

Wisps of hydrogen gas and dust

The dark areas are dust clouds that block light.

How a star forms

Star formation begins when a gas and dust cloud in deep space is subjected to a trigger event, such as a nearby supernova or an encounter with a nearby star. Once the cloud starts to collapse, gravity does the rest of the work to form a star.



Clumps form

Pockets of dense gas form in a molecular cloud (a huge cloud of cold, dark gas and dust).



Clump contracts

The force of gravity makes a gas clump shrink and pull in more gas from around it.



Spinning disk

The clump shrinks to form a hot, dense core surrounded by a spinning disk of matter. Jets of gas shoot out from its poles.



Star ignites

When the center is hot enough, nuclear fusion begins and a star is born. A disk of matter still orbits the young star.



Disk disperses

The leftover material is either dispersed into space or clumps together to form planets, moons, and other objects.

Stellar nurseries

Our galaxy contains many starbirth regions. The Horsehead Nebula looks like a silhouette of a horse's head in ordinary light but is pink in the infrared image below. The Carina Nebula, four times larger than the Orion Nebula, is famous for a gargantuan dust-gas pillar known as Mystic Mountain.



HORSEHEAD NEBULA



MYSTIC MOUNTAIN IN THE CARINA NEBULA

Exoplanets

The first exoplanet—a planet outside our solar system orbiting an ordinary star—was discovered in 1995. Since then, astronomers have found more than 1,000 of these alien worlds, some of which are similar to Earth and may even harbor life.


Until the 1990s, the only planets known to science were the eight planets that orbit our Sun. People suspected that planets might orbit other stars, but such worlds were impossible to detect because of the vast distances separating them from us. However, as telescopes became more advanced, astronomers began to notice faint changes in the color or intensity of light from distant stars, which suggested planets were passing in front of them. Careful studies followed, and the first exoplanet was confirmed in 1995. Hundreds of extrasolar systems have now been discovered, some with as many as seven planets. These range from small, probably rocky worlds like Earth to giants with rings 200 times wider than Saturn's. There may be hundreds of billions of exoplanets in our galaxy.

Astronomers think there could be **11 billion Earth-like habitable exoplanets** in our galaxy.

The Kepler-62 system

In 2013 the Kepler space telescope discovered five exoplanets orbiting the star Kepler-62, which lies 7 million billion miles (11 million billion km) from Earth. The picture below is an artist's impression of the planets, which are too far away to photograph. Two of them orbit in the star's "habitable zone" where the temperature is right for life. Like all newly discovered exoplanets, the planets in Kepler-62 have catalog names but may receive proper names in the future.

Dense clouds may cover Kepler-62d, which is likely to have a thick atmosphere.



Sun-scorched

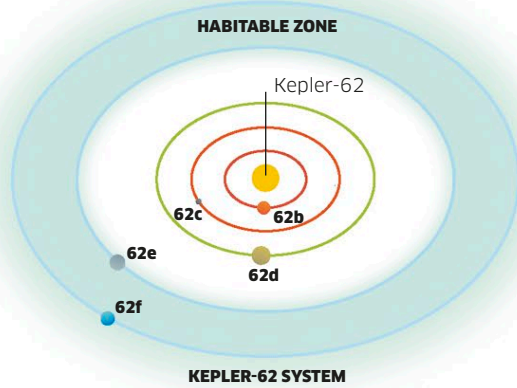
The planet Kepler-62b orbits very close to the star, zipping around it every six days. Its surface temperature is 887°F (475°C)—probably too hot for life.

Mars-sized

Kepler-62c is about the size of Mars. It is fiercely hot, with a surface temperature of 572°F (300°C).

Largest planet

Kepler-62d's size suggests it has enough gravity to hold on to a thick atmosphere. Its surface is hotter than boiling water.



Habitable zone

Two of the planets in the Kepler-62 system orbit in an area known as the habitable zone (or “Goldilocks zone”), where temperatures are just right for water to exist as a liquid on a planet’s surface. Many scientists think liquid water is essential for life to flourish.



First photo of an exoplanet

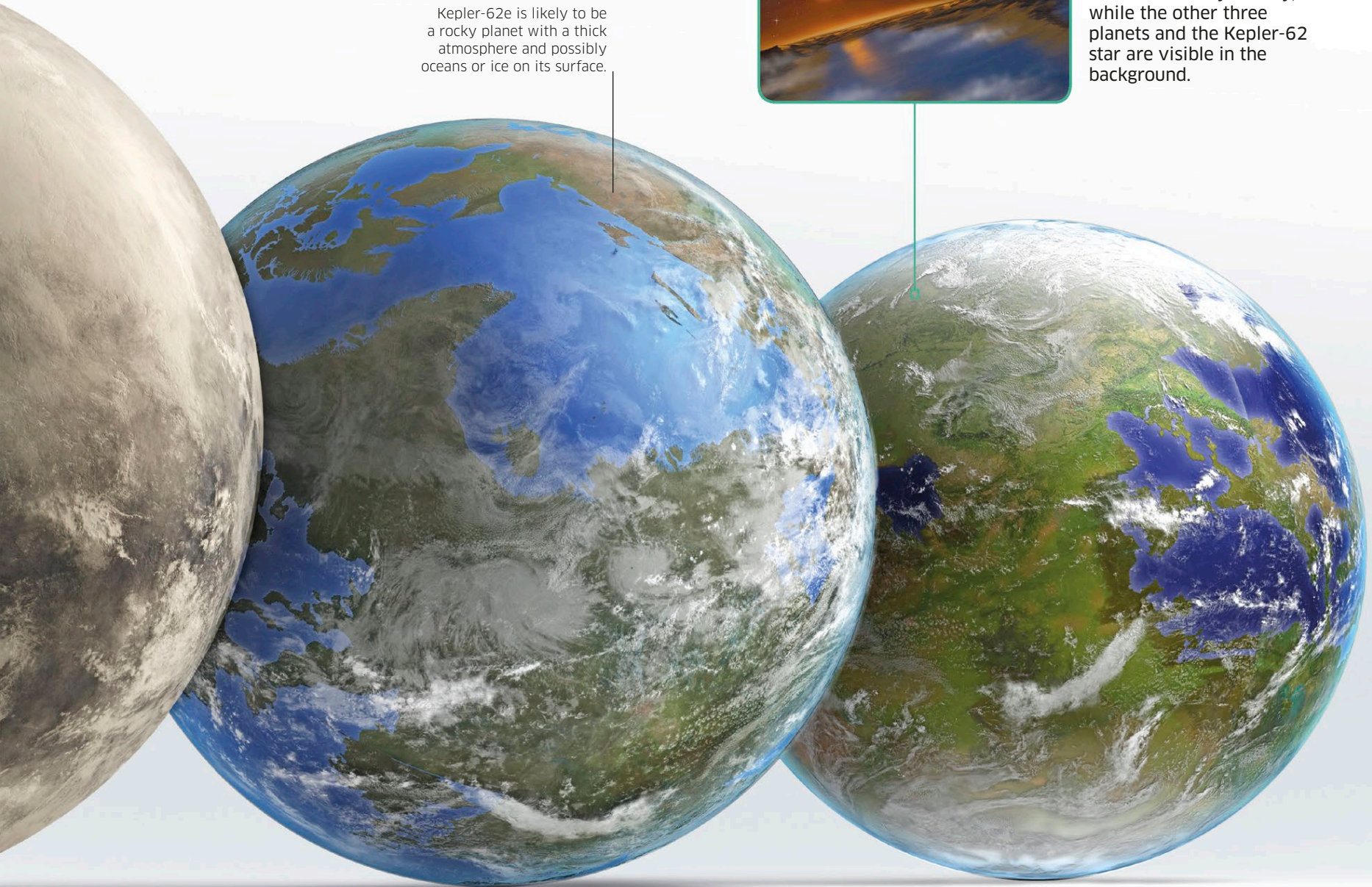
This blurry image, taken in 2004, is the first photo of an exoplanet, which appears as a brown blob next to its brighter parent star. The planet is a type known as a “hot Jupiter”—a boiling-hot gas giant. It lies about 1 million billion miles (2 million billion km) from Earth.

Kepler-62e is likely to be a rocky planet with a thick atmosphere and possibly oceans or ice on its surface.



Worlds beyond

This artist's impression shows how the Kepler-62 system might look from the planet 62f. Planet 62e looms in the sky nearby, while the other three planets and the Kepler-62 star are visible in the background.




Earth-like

Kepler-62e is one of the most Earth-like planets known. Its surface temperature is 32°F (0°C), which means it may have liquid water, a cloudy atmosphere, and even life.

Cold Earth


Kepler-62f is similar to 62e but colder. It may have surface water and ice. Its year is 267 days long, and its surface gravity is probably stronger than Earth's.



The atmosphere contains significant amounts of water vapor.

Orange star

The orange dwarf star HD 189733 A has only one known exoplanet—the hot Jupiter HD 189733 b, which orbits its parent star every 2.2 days. The planet was detected from a slight dimming it causes in the star's light each time it passes between the star and Earth.



The temperature of the planet's atmosphere is over 1,800°F (1,000°C), making the planet inhospitable to life as we know it.

Blue planet

This artist's impression shows one of the nearest hot Jupiters: HD 189733 b, which is 63 light-years from Earth. Its deep blue color is due to vast numbers of silicate particles—glass rain—in its atmosphere.

Every second, several million pounds of hydrogen boil away from the surface of HD 189733 b.

Hot Jupiters

Many of the planets that have been detected outside our own solar system are of a type called “hot Jupiters”—weird, exotic gas giants that are about the size of Jupiter or larger, but much hotter because they orbit close to their stars.

Hot Jupiters orbit at a distance of 1–46 million miles (2–75 million km) from their stars—much closer than Jupiter, which orbits hundreds of millions of miles from the Sun. These star-snuggling worlds are scorched by their stars, producing extreme weather conditions in their atmospheres, including howling winds, temperatures high enough to melt steel, and molten-glass rain. Scientists think that hot Jupiters must have originated farther away from their stars and then migrated toward them, since there would not have been enough material so close to a star for such huge planets to form there.


Death of hot Jupiters

Hot Jupiters often have violent deaths. Some spiral in toward their parent star and are consumed. Others boil away into space, leaving behind just a rocky or metallic core.



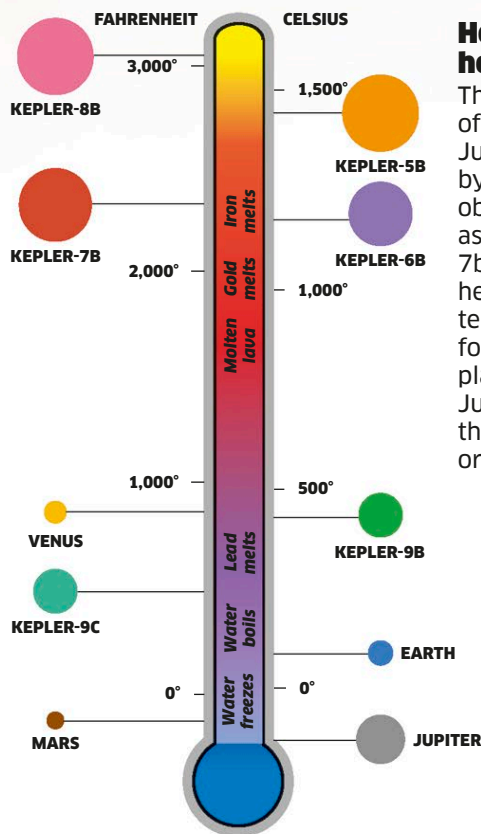
Pulled in by gravity

The hot Jupiter WASP-12 orbits so close to its star that gravity is distorting it and ripping off its atmosphere.



Loss of atmosphere

The atmosphere of HD 209458 b is boiling away into space at a rate of thousands of tons per second, forming a long tail of hydrogen.

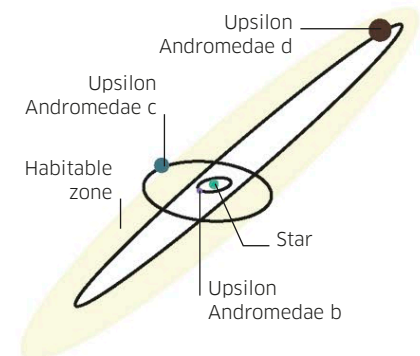


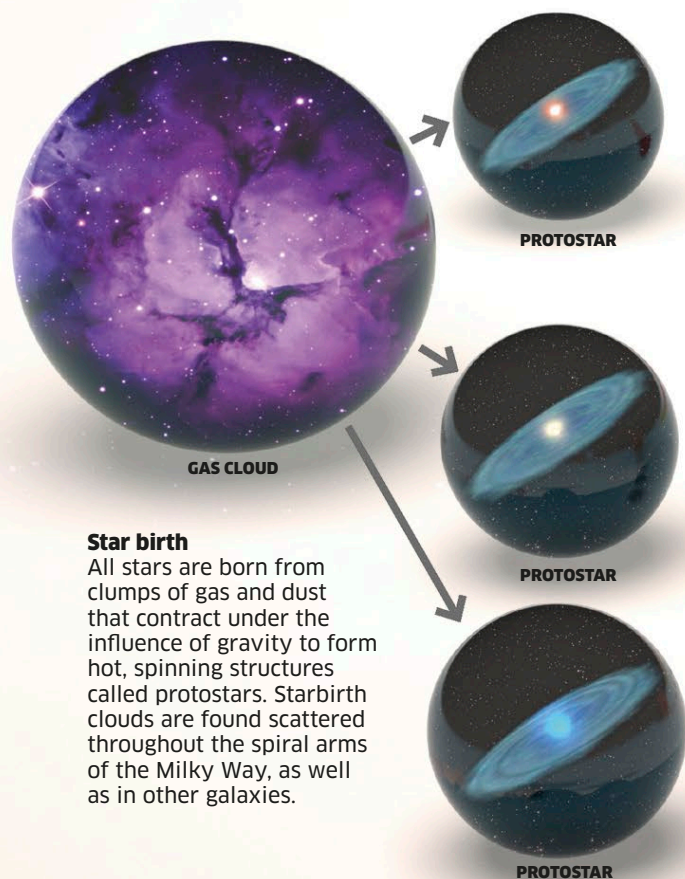
How hot are hot Jupiters?

The temperatures of some hot Jupiters discovered by the Kepler space observatory—such as Kepler-5b and 7b—are compared here to the surface temperatures of four solar system planets. Some hot Jupiters are hotter than molten lava or even liquid iron.

Wild orbits

Upsilon Andromedae b was one of the first hot Jupiters to be detected. It is one of four planets orbiting a star 44 light-years away. Shown here are three of the planets' orbits, which are tilted at wildly different angles.



**Star birth**

All stars are born from clumps of gas and dust that contract under the influence of gravity to form hot, spinning structures called protostars. Starbirth clouds are found scattered throughout the spiral arms of the Milky Way, as well as in other galaxies.



RED DWARF

Small stars

The smallest stars (with masses up to a quarter of our Sun's) are relatively cool and dim and are known as red dwarfs. These can shine for hundreds of billions of years. As they age, their surface temperature increases and they eventually become blue dwarfs. Then they cool to white dwarfs, and finally to cold, dead black dwarfs.

**Medium stars**

Stars about the same mass as the Sun last for billions to tens of billions of years. They swell into red giant stars at the end of their lives. A red giant undergoes a peaceful death, shedding its outer layers to form a ghostly cloud of wreckage called a planetary nebula.

The red supergiant Betelgeuse is expected to explode as a supernova any day in the next 100,000 years.

**Massive stars**

Stars with the highest mass—more than eight times the mass of the Sun—have the shortest lives, measured in millions to hundreds of millions of years. Usually white to blue in color for most of their lives, they redden as they age and die in the most spectacular and violent way possible.



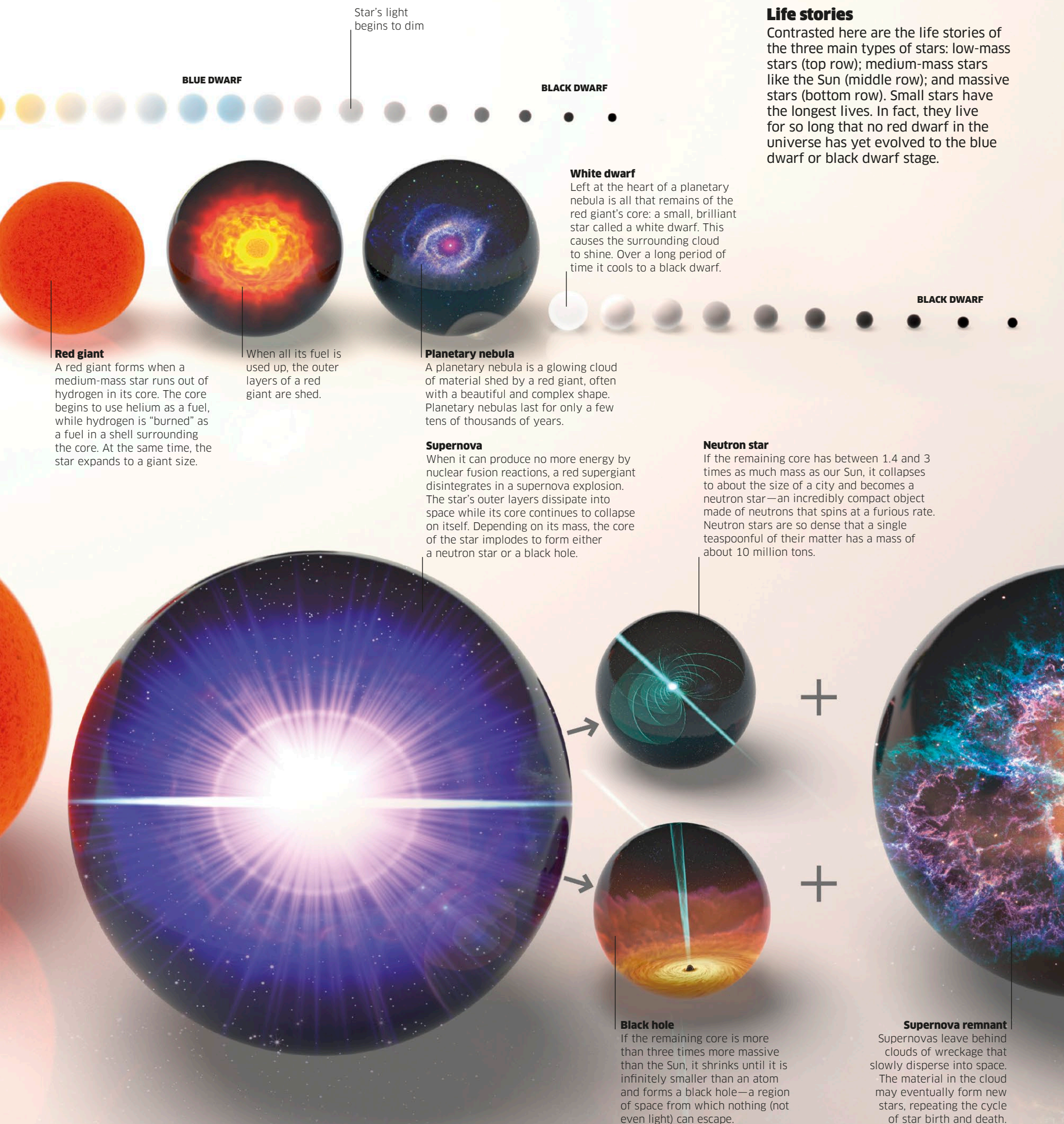
Lives and deaths of stars

Stars shine as long as they can maintain the delicate balance between the inward pull of their own gravity and the outward pressure of energy from the core. How long this lasts depends on how much matter a star starts off with.

Massive stars have relatively short lives because they quickly use up their hydrogen fuel in nuclear reactions. The most massive stars die in stupendous explosions called supernovas. Small stars have less fuel but they use it slowly and can last for hundreds of billions of years before they gradually fade away. Medium-mass stars, like the Sun, evolve along an intermediate path and end up as beautiful objects called planetary nebulas when they die.

Red supergiant

When a massive star has fused all the hydrogen fuel in its core, it starts producing energy by fusing together helium atoms. Eventually the core runs out of helium, but it continues to force together atoms to form heavier and heavier elements until iron atoms are formed. At the same time, the star swells into a red supergiant. When the core turns into iron, it can no longer produce enough energy to withstand the inward pull of the star's gravity and the star collapses violently and then explodes in a supernova.



BLUE DWARF

BLACK DWARF

Star's light begins to dim

Life stories

Contrasted here are the life stories of the three main types of stars: low-mass stars (top row); medium-mass stars like the Sun (middle row); and massive stars (bottom row). Small stars have the longest lives. In fact, they live for so long that no red dwarf in the universe has yet evolved to the blue dwarf or black dwarf stage.

Red giant

A red giant forms when a medium-mass star runs out of hydrogen in its core. The core begins to use helium as a fuel, while hydrogen is "burned" as a fuel in a shell surrounding the core. At the same time, the star expands to a giant size.

When all its fuel is used up, the outer layers of a red giant are shed.

Planetary nebula

A planetary nebula is a glowing cloud of material shed by a red giant, often with a beautiful and complex shape. Planetary nebulas last for only a few tens of thousands of years.

White dwarf

Left at the heart of a planetary nebula is all that remains of the red giant's core: a small, brilliant star called a white dwarf. This causes the surrounding cloud to shine. Over a long period of time it cools to a black dwarf.

BLACK DWARF

Supernova

When it can produce no more energy by nuclear fusion reactions, a red supergiant disintegrates in a supernova explosion. The star's outer layers dissipate into space while its core continues to collapse on itself. Depending on its mass, the core of the star implodes to form either a neutron star or a black hole.

Neutron star

If the remaining core has between 1.4 and 3 times as much mass as our Sun, it collapses to about the size of a city and becomes a neutron star—an incredibly compact object made of neutrons that spins at a furious rate. Neutron stars are so dense that a single teaspoonful of their matter has a mass of about 10 million tons.

Black hole

If the remaining core is more than three times more massive than the Sun, it shrinks until it is infinitely smaller than an atom and forms a black hole—a region of space from which nothing (not even light) can escape.

Supernova remnant

Supernovas leave behind clouds of wreckage that slowly disperse into space. The material in the cloud may eventually form new stars, repeating the cycle of star birth and death.



A vibrant, multi-colored nebula with intricate, swirling patterns of gas and dust. The colors range from deep reds and oranges to bright pinks, purples, and blues. The nebula is set against a dark, star-filled background. The overall shape is somewhat butterfly-like, with a central core and two prominent, wing-like structures extending outwards.

Butterfly Nebula

When stars like our Sun die, they cast off their outer layers as glowing clouds of wreckage. These ghostly remains are known as planetary nebulas.

Planetary nebulas were so named because the first to be noticed were round in shape, like planets. Others, however, fling their gas in two directions to form wings or a figure-eight shape. The Butterfly Nebula, captured here by the Hubble Space Telescope, is about 500 times wider than our solar system, and the gas in its wings is hurtling through space at 590,000 mph (950,000 km/h). Hidden in its heart is all that remains of the original star's core—a tiny, feeble star called a white dwarf.

Red supergiants

The largest stars in the universe are red supergiants. These are massive stars that have swollen to a vast size as they grow old.


All stars produce energy by the process of nuclear fusion. Inside the star's core, the temperature and pressure are so high that hydrogen atoms are forced together, fusing them into helium atoms—a process that releases colossal amounts of energy. Massive stars use up the fuel in the core quickly and then begin to balloon in size as nuclear fusion spreads out from the core. The outer layers of the most massive stars expand into an immense sphere of glowing gas, forming a red supergiant. Eventually, the star disintegrates in a sudden and violent explosion called a supernova, leaving behind either a tiny neutron star or a black hole.

Convective layer

Pockets of hot gas rise within the convective layer, before cooling and sinking back down. This process of rising and falling is called convection.

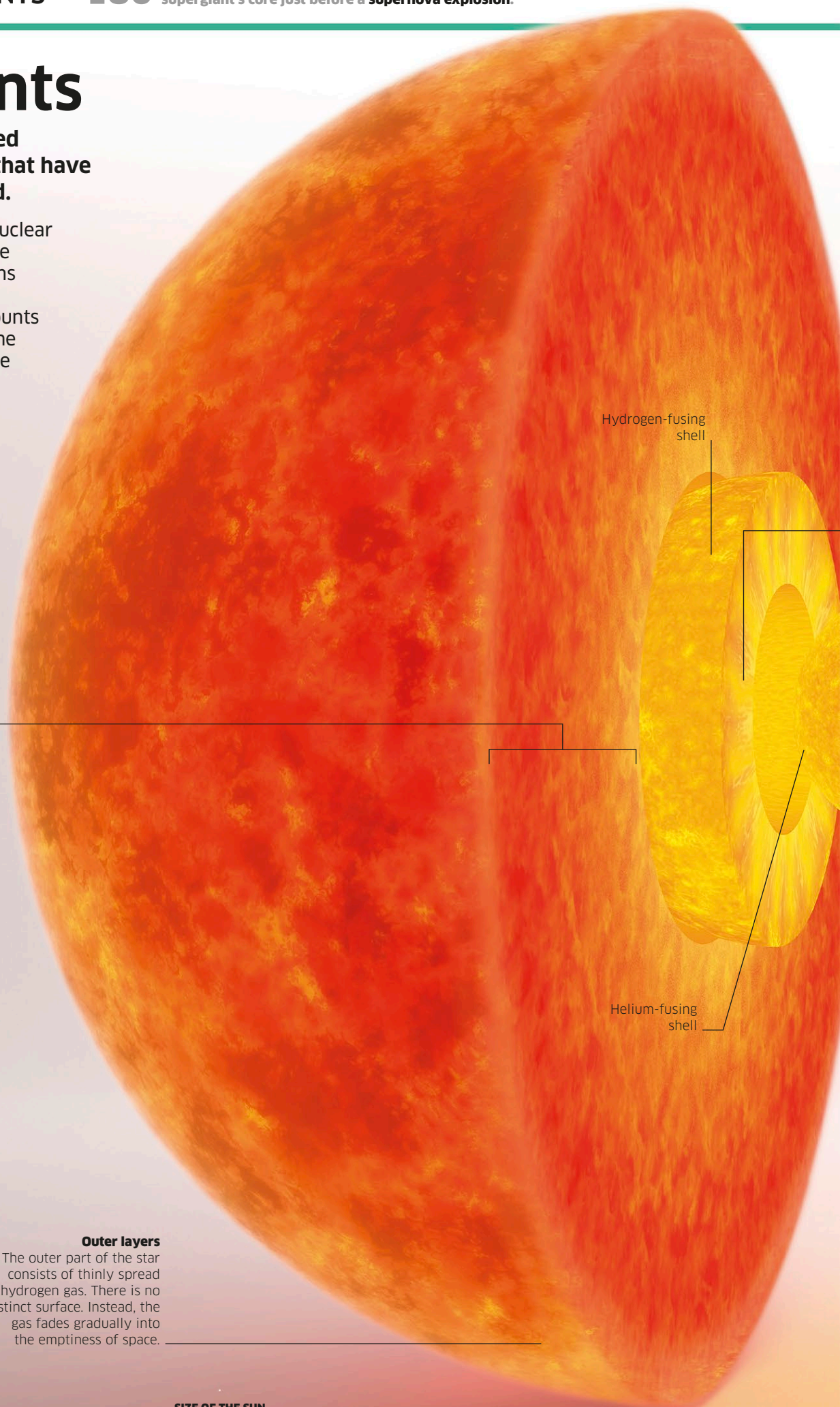
Structure

This model reveals the inner structure of a red supergiant in the last moment of its life, before a supernova explosion destroys it. The size of the core, which is minuscule relative to the supergiant's full extent, is exaggerated in our model. After hydrogen runs out, the core fuses a succession of heavier elements, forming a series of shells in the star's center. The heaviest element a star can fuse is silicon, which powers the star for about a day, causing iron to build up. When the star attempts to fuse iron, it explodes.



Our local red supergiant


The red supergiant closest to Earth is a star called Antares, which is 880 times wider than our Sun. Although 550 light-years away, Antares is easily visible in the night sky. It could explode in a supernova at any point in the next million years or so, but it poses no threat to Earth.



Outer layers

The outer part of the star consists of thinly spread hydrogen gas. There is no distinct surface. Instead, the gas fades gradually into the emptiness of space.

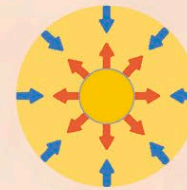
SIZE OF THE SUN
FOR COMPARISON




Warm color
The outer layer of a red supergiant has a temperature of about 6,900°F (3,800°C), which is much lower than the surface temperature of a Sun-like star. The cooler surface gives the star its reddish color.

Life and death of a supergiant

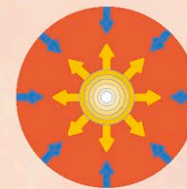
Two powerful forces govern the life of a star: gravity, which pulls matter in the star inward, and pressure, which pushes matter outward. Normally balanced, these forces can become unbalanced at the end of a star's life.



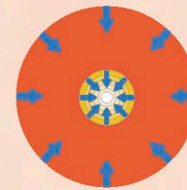
1 HYDROGEN BURNING
For most of a star's life, its core turns hydrogen into helium by nuclear fusion. The energy this releases maintains pressure that pushes the star's matter outward, balancing the inward pull of gravity.



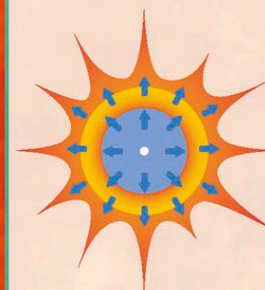
2 HELIUM BURNING
When hydrogen in the core runs out, massive stars begin to fuse helium. Hydrogen burning spreads to a shell outside the inner core, causing the star's outer layers to expand.



3 MULTILAYER CORE
When helium in the core runs out, the star starts to fuse carbon to form neon. Next it fuses neon into oxygen. A series of shells forms in the core region, fusing different elements.



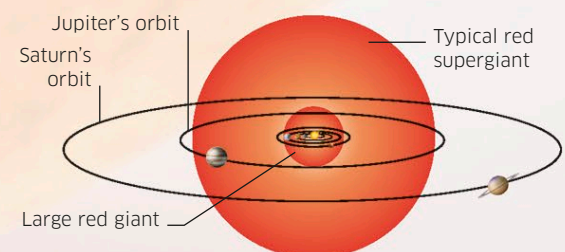
4 COLLAPSE
When the core finally tries to fuse iron, disaster ensues. Iron fusion cannot maintain outward pressure, so gravity overwhelms the core. It collapses to the size of a city in a split second, rushing inward at a quarter of the speed of light.



5 EXPLOSION
As temperatures in the core soar, a flood of particles called neutrinos is released. The star's collapsing outer layers rebound off this flood, causing a catastrophic explosion brighter than a billion Suns: a supernova.

Supersize stars

If a typical red supergiant were placed in the center of our solar system, it would extend out to between the orbits of Mars and Jupiter. In contrast, a large red giant would reach out only to about Earth's orbit.



Neutron stars

When a huge star self-destructs in a supernova explosion, one of two things may happen. The core of a particularly massive star, crushed by its own stupendous gravity, shrinks until it is tinier than an atom and becomes a black hole. The core of a smaller star, however, shrinks to the size of a city to become a neutron star.

Neutron stars are the tiniest, densest stars known and can pack the mass of the whole Sun into an area smaller than Boston. They are so compact that a mere pinhead of matter has more than twice the mass of the largest supertanker on Earth. All neutron stars spin at a furious rate, some rotating as fast as 700 times per second. We know this because neutron stars send out beams of radiation that sweep around the sky as they spin, making them appear to flash on and off if they sweep across Earth. Neutron stars that flash like this are called pulsars.

Neutron star

Gravity is so powerful in a neutron star that the solid surface is pulled into an almost perfectly smooth sphere. The surface temperature is about 1,000,000°F (600,000°C).

The field lines curve from the neutron star's magnetic north pole to its south pole.

A neutron star's gravity is so great than an object dropped from 3 ft (1 m) above its surface would accelerate to **4 million mph** (7 million km/h) by the time it landed.

Pulsars

Astronomers have discovered around 2,000 pulsars (flashing neutron stars) since the first one was spotted in 1967. These neutron stars have powerful magnetic fields and produce beams of radio waves from their magnetic poles. As the star spins on its axis of rotation, the two radio beams sweep out cone shapes across the sky, causing them to pulse where they sweep across Earth. The slowest pulsars send out about five pulses of radio waves per second. The fastest send out 716 pulses per second.

Radiation beam

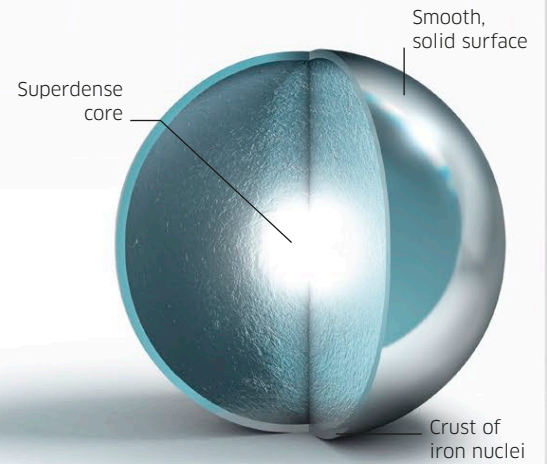
A neutron star emits beams of radiation from its magnetic poles. The radiation may take the form of radio waves, X-rays, gamma rays, or even visible light.

Magnetic field

The magnetic field of a neutron star can be a quadrillion times more powerful than Earth's magnetic field. It rotates at the same speed as the star.

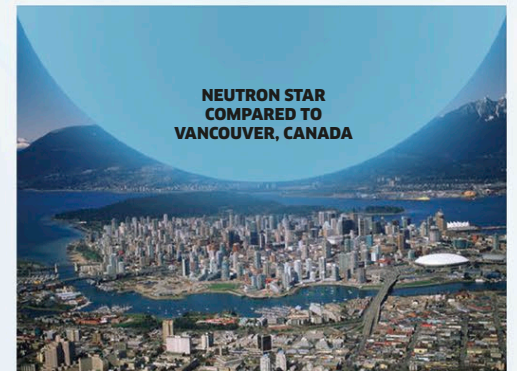
Inside a neutron star

Most stars are made of gas, but a neutron star has a crust of solid iron about half a mile (1 km) thick. Beneath this is a sea of subatomic particles called neutrons, crammed together by powerful gravity, forming a kind of liquid that doesn't exist on Earth.



Size

At 9-15 miles (15-25 km) wide, neutron stars are about as big as a city. Compared to other stars, however, they are tiny. Their density produces incredibly powerful gravity at the surface—an average human on a neutron star would weigh about 7 billion tons.



Density

The material that makes up a neutron star is so dense that a single teaspoonful brought to Earth would weigh more than the entire world population. A soccer ball made from neutron star matter would weigh 5 trillion tons—about the same as Mount Everest.



Black holes

Black holes are among the strangest objects in the universe. The pull of their gravity is so great that nothing can escape from them—not even light.

Most black holes form when massive stars run out of fuel and die in an explosion. The dead star's core—unable to resist the crushing force of its own gravity—collapses, shrinking in milliseconds until it is infinitely smaller than an atom. The core becomes what scientists call a singularity: an object so impossibly small that it has zero size but infinite density. Anything straying within a certain distance of the singularity is doomed to be pulled in by gravity and disappear forever. The point of no return forms a spherical boundary around the singularity called an event horizon, which marks how close you can safely get.

Event horizon

Anything that crosses this boundary from the outside can never escape.



Types of black hole

Two main types of black holes exist: stellar and supermassive. Stellar black holes form when enormous stars explode as supernovas at the ends of their lives. Supermassive black holes are bigger and are found at the centers of galaxies, often surrounded by a whirlpool of intensely hot, glowing matter.

Lensing

Black holes bend light. In this artist's impression, light from the accretion disk is bent to form a glowing halo around the black hole.

Singularity


Hidden in the black hole's center is a singularity, where matter has been squeezed into a point of infinite density.

Accretion disk

Gas, dust, and disintegrated stars spiral around some black holes in a disk. The material in the disk is not doomed—it may stay in orbit, just as planets orbit stars.


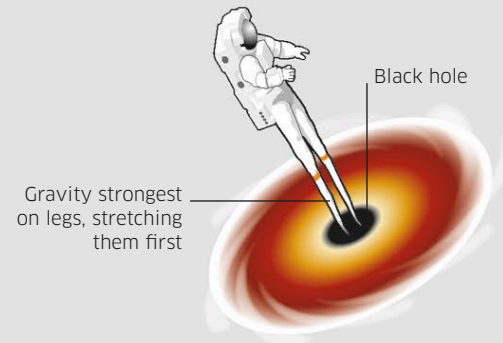
The first black hole image

In April, 2019, scientists released the first ever image of a black hole. The breakthrough image was created using an international network of telescopes collectively called the Event Horizon Telescope (EHT) and shows galaxy M87's supermassive black hole surrounded by its gold-colored accretion disk.



Spaghettification

The gravitational pull of a black hole rises so steeply nearby that an astronaut falling into one would be stretched like spaghetti and torn apart.

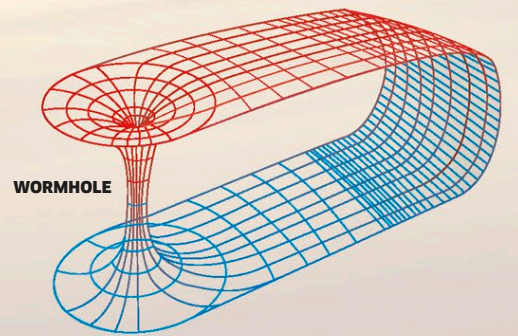


Bending light and stretching time

Black holes have such powerful gravity that they bend light like giant lenses. If Earth orbited a black hole, an observer would see a highly distorted image of the planet, like the one above. According to Albert Einstein's theory of relativity, black holes also slow down time. If an astronaut spent only an hour or so near a black hole, he might return to Earth to find that many years had passed.

Wormholes

Einstein's theory of relativity says that massive objects bend the four combined dimensions of space and time (space-time). Some experts have speculated that black holes might warp space-time so much that they could create shortcuts, called wormholes, between different parts of the universe or different times. There is no direct evidence that wormholes exist.



Star clusters

Large groups of stars are called clusters. These can contain anything from a few dozen to several million stars. There are two main types of star clusters: globular and open. The Milky Way galaxy contains many examples of both.

**Globular cluster**

These are roughly spherical collections of up to several million ancient stars that formed at the same time. The example above is the Great Globular Cluster in Hercules.

**Open cluster**

Open clusters are loosely bound collections of young stars that formed around the same time from the same cloud of gas. The example here is the Butterfly Cluster in the constellation Scorpius.

Accretion disk

Gravity causes the material in this disk to spiral in toward the star at the center. As it does so, vast amounts of energy are released as heat and radiation.

Multiple stars

Unlike many other stars, our Sun is a loner with no companions. Most of the stars we can see in the night sky belong to multiple star systems—that is, two or more stars orbiting each other, held together by gravity.

Pairs of stars that simply orbit each other are called binary systems, but there are also systems of three, four, or more stars, with complicated orbital patterns. Some pairs of stars are so close together that material flows between them. These stars are called interacting binaries. As the stars age, the system can develop in a variety of dramatic ways. For example, in an X-ray binary, material flows from a normal or giant star to an extremely dense companion—a neutron star or a black hole—and gives off powerful X-rays as it spirals inward. Alternatively, material spilling from a normal or giant star onto a white dwarf may cause the dwarf to produce occasional brilliant blasts of light called novas.

The gas forms a funnel shape as it is pulled off the giant star.

One side of the donor star becomes distorted as gas is pulled toward the white dwarf by gravity.

White dwarf

A white dwarf star is the remains of a previous giant star that lost its outer layers. It is extremely dense: one teaspoon of white dwarf material weighs about 15 tons.

Interacting binary

Here, gas flows from a red giant to a nearby white dwarf, forming a swirling disk as it spirals in toward the dwarf star. The white dwarf becomes unstable as its mass increases, causing nuclear explosions at its surface. From Earth, these outbursts of light look like new stars appearing, which is why they are called novae, from the Latin word *nova*, meaning new.

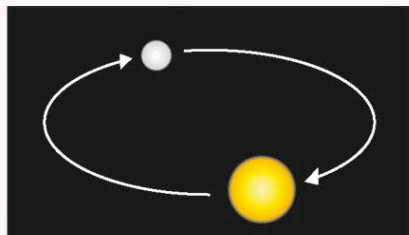
Relatively cool,
low-density
hydrogen gas

Donor star

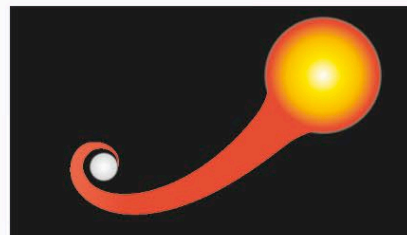
In an interacting binary, the star that is losing material to its companion is called the donor. It is usually the larger star in a pair—in this case, a red giant.

Type 1a supernova


The transfer of gas onto a white dwarf star can lead not just to nova outbursts but eventually, scientists think, to a cataclysmic explosion called a Type 1a supernova. This happens because the mass lost by the white dwarf during each nova blast is less than the mass it gains between outbursts, so it slowly grows. Finally, it becomes so massive that it is totally destabilized, triggering a supernova.



1 PAIR OF ORBITING STARS Two interacting binary stars are orbiting relatively close to each other. One is a yellow star like our own Sun. Its smaller, denser companion is a white dwarf star.



2 MATTER TRANSFER As the Sun-like star ages, it swells to become a red giant. Some of its gas spills onto the smaller white dwarf star. This can lead to a series of surface outbursts, or novae.




3 WHITE DWARF EXPLODES The white dwarf's mass increases until it becomes unstable and explodes as a Type 1a supernova. The explosion may cause the red giant star to be blown away.



Star cloud

Every single tiny dot in this image of our galaxy's center is a star, possibly with a family of planets.

Our eyes can make out about 6,000 stars in the whole night sky, but that's only a ten-millionth of the total number of stars in our galaxy. Most are hidden behind clouds of dust, but the telescope that created this image used infrared light to see them. The image shows an area of sky about the size of your fist held at arm's length. The bright patch is the center of the Milky Way, where a supermassive black hole lies hidden.





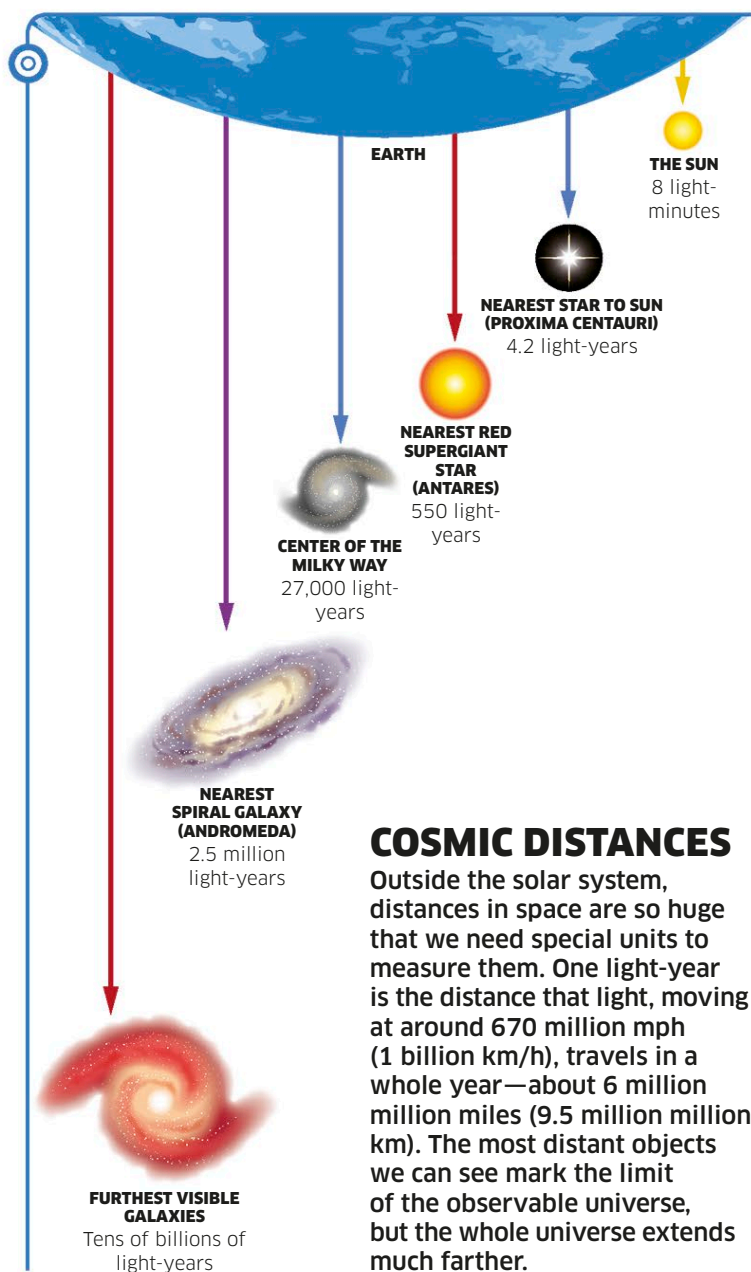


GALAXIES

Our Sun is just one of perhaps 200 billion stars that are held together in space by gravity to form a galaxy—a vast, swirling collection of stars, dust, gas, and invisible matter. There are billions of galaxies in the universe, stretching as far as we can see in every direction.

The cosmos

The cosmos, or universe, is everything that exists—not just on Earth or in the solar system, but also across the mind-bogglingly vast expanses of space. The cosmos includes the galaxy of stars to which our Sun belongs, countless billions of other galaxies, and unfathomable stretches of emptiness between the galaxies. Scientists who study the cosmos are called cosmologists. While astronomers study the stars and galaxies, cosmologists try to find out how and when the universe began, why it has changed over time, and what its eventual fate will be.



COSMIC DISTANCES

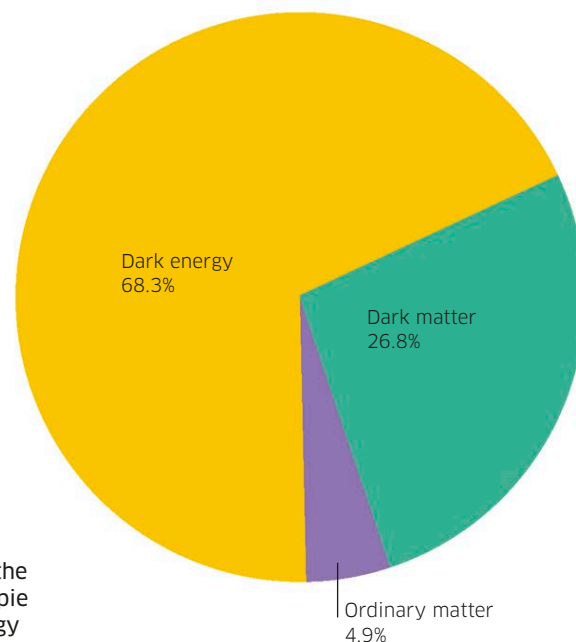
Outside the solar system, distances in space are so huge that we need special units to measure them. One light-year is the distance that light, moving at around 670 million mph (1 billion km/h), travels in a whole year—about 6 million million miles (9.5 million million km). The most distant objects we can see mark the limit of the observable universe, but the whole universe extends much farther.

WHAT'S THE UNIVERSE MADE OF?

The universe is made of matter and energy. Matter includes visible objects such as stars, but also a mysterious invisible substance called dark matter, which we can only detect through its gravity. Energy includes radiation, such as light, and dark energy. Almost nothing is known of dark energy, except that it is causing the universe to expand faster and faster.

Mass-energy

Scientists have found that matter and energy are interchangeable forms of the same thing, called mass-energy. This pie chart shows how the total mass-energy of the universe divides up into ordinary matter, dark matter, and dark energy.




THE EXPANDING UNIVERSE


About 90 years ago, astronomers discovered that distant galaxies are rushing away from us at great speed. This isn't just because they are flying through space—it's because space itself is expanding, making the farthest galaxies rush away the fastest. The discovery meant that the universe must once have been much smaller and perhaps began with a sudden, dramatic expansion from a single point. This idea, known as the Big Bang theory, is the best explanation for how the universe began. More recently, scientists have discovered that the expansion is getting faster.

Expanding space

Although the universe is expanding, it isn't expanding *into* anything. Instead, space itself is expanding. One way to visualize this tricky idea is to imagine a two-dimensional universe on the surface of a balloon. As the balloon inflates, the galaxies get farther apart.

The space between the galaxies expands, though the galaxies remain the same size.






Ordinary matter

Everything we can see or touch—from our bodies to Earth, the planets, and stars—is made up of what astronomers call ordinary matter. Ordinary matter is made of atoms, and most of the ordinary matter in the universe is concentrated in galaxies, such as those dotted throughout the Hubble Space Telescope image above.



Dark matter

Most of the matter in the universe is not ordinary matter but dark matter, which is impossible to see and isn't made up of atoms. Dark matter can only be detected by the gravity it exerts. In the picture above, which shows a cluster of many galaxies, the area colored blue shows where astronomers think dark matter lies, based on their calculations.



GRAVITY

The force of gravity is the most important force at large scales in the universe. It is gravity that holds planets together in the solar system, keeps stars together in galaxies, and groups galaxies together into galaxy clusters.

Law of gravity


The English scientist Isaac Newton discovered how gravity works more than 300 years ago. He was the first person to realize that the force of gravity keeps the Moon in orbit around Earth and keeps the planets in orbit around the Sun.



MODEL OF INNER SOLAR SYSTEM

Space-time

Newton's law of gravity allowed scientists to predict the motion of planets with great accuracy, but it wasn't perfect. In 1915, German scientist Albert Einstein published an even more accurate theory. Einstein said that gravity happens because massive objects bend the fabric of space and time, a bit like a heavy ball in a rubber sheet. A star, for instance, creates a kind of dent in space-time that causes planets to circle around it.







Milky Way

Seen from the southern hemisphere in winter, the Milky Way's central area forms a spectacular band of light stretching across the night sky.

Although the Milky Way is a spiral galaxy, we see its disk as a plane because we are inside it. The bright cloud on the right marks the star-packed heart of the galaxy. The dark lanes are vast interstellar dust clouds that block the light of the stars behind them. Here, photographers on Castlepoint Beach in New Zealand try to capture the galaxy in all its midwinter glory.

Galaxies

Like nearly all stars, the Sun belongs to a huge collection of stars held together by gravity: a galaxy. Our galaxy is just one of hundreds of billions of galaxies floating in the vastness of the universe.

On very clear, dark nights you can sometimes see a band of milky light across the sky. The light comes from stars in the main part of our own galaxy, the Milky Way. The Milky Way is disk-shaped, but because we are inside it, we see its light as a band. It is so huge that its size defies imagination. It would take 150 billion years to cross the Milky Way at the speed of an airliner, and even the nearest star would take 6 million years to reach. Almost everything the naked eye can see in the sky belongs to the Milky Way. Beyond it, countless other galaxies stretch in all directions as far as telescopes can see.

Milky Way

The Milky Way is shaped like two fried eggs back-to-back. In the center is a bulge containing most of the galaxy's stars, and around this is a flat disk. The disk is made up of spiral arms that curve out from the center. There are two major spiral arms and several minor ones. In the heart of the central bulge is a black hole 4 million times more massive than the Sun.

The Milky Way contains about **200 billion stars.**

Barred spiral
The Milky Way is classed as a barred spiral galaxy because the central bulge is bar-shaped.

Scutum–Centaurus Arm

This is one of the two main spiral arms of the galaxy. The area where it joins the central bar is rich in star-forming clouds.

Dark lane formed by dust



Norma Arm



Eagle Nebula

Glowing clouds of gas and dust occur throughout our galaxy. The dark pillars in this image of the Eagle Nebula are clouds of dust and hydrogen thousands of times larger than the solar system. Inside these clouds, new stars are forming.



Galactic center

The bright white region seen here marks the center of our galaxy. This is an extremely active place. At its heart, matter spirals into a gigantic black hole. The reddish areas next to the center are large arcs of glowing gas.



Solar system

Our solar system orbits the galactic center once every 225 million years, traveling at about 120 miles (200 km) per second. So far, it has completed only 23 orbits.

Orion Arm

Our solar system is located close to the inner edge of this small arm, which is about 10,000 light-years long. Many of the brightest stars in the night sky can be found in this arm.

Carina-Sagittarius Arm

Situated inside the Orion Arm, this minor spiral arm is rich in bright nebulas and star clusters.

Nebula

Outer Arm



Perseus Arm

A major arm of the Milky Way, this is around 100,000 light-years long and curves around the outside of the Orion Arm, which includes our solar system. Numerous star clusters and nebulas dot the Perseus Arm.

Galaxy shapes

Galaxies come in various shapes and sizes, from fuzzy clouds with no clear shape to beautiful spirals with graceful, curving arms. The main types of galaxy shapes are shown below. Whatever their shape, all galaxies spin—though their individual stars do not all orbit the center at the same speed. As the stars in a galaxy orbit, they may pass in and out of crowded areas, like cars passing through traffic jams. These crowded areas appear to us as spiral arms.




Spiral

These galaxies consist of a central hub of stars surrounded by a flat rotating disk containing stars, gas, and dust. The material in the disk is concentrated into two or more spiral arms, which curve outward. The spiral galaxy here, known as Bode's Galaxy, is relatively close to our own, at 12 million light-years away.



Barred spiral

This type is similar to a spiral except that a straight bar of stars, dust, and gas runs across the center, connecting curved or spiral arms. Our own galaxy, the Milky Way, is a barred spiral, as is NGC 1365 (left). At 200,000 light-years across, NGC 1365 is one of the largest galaxies known.



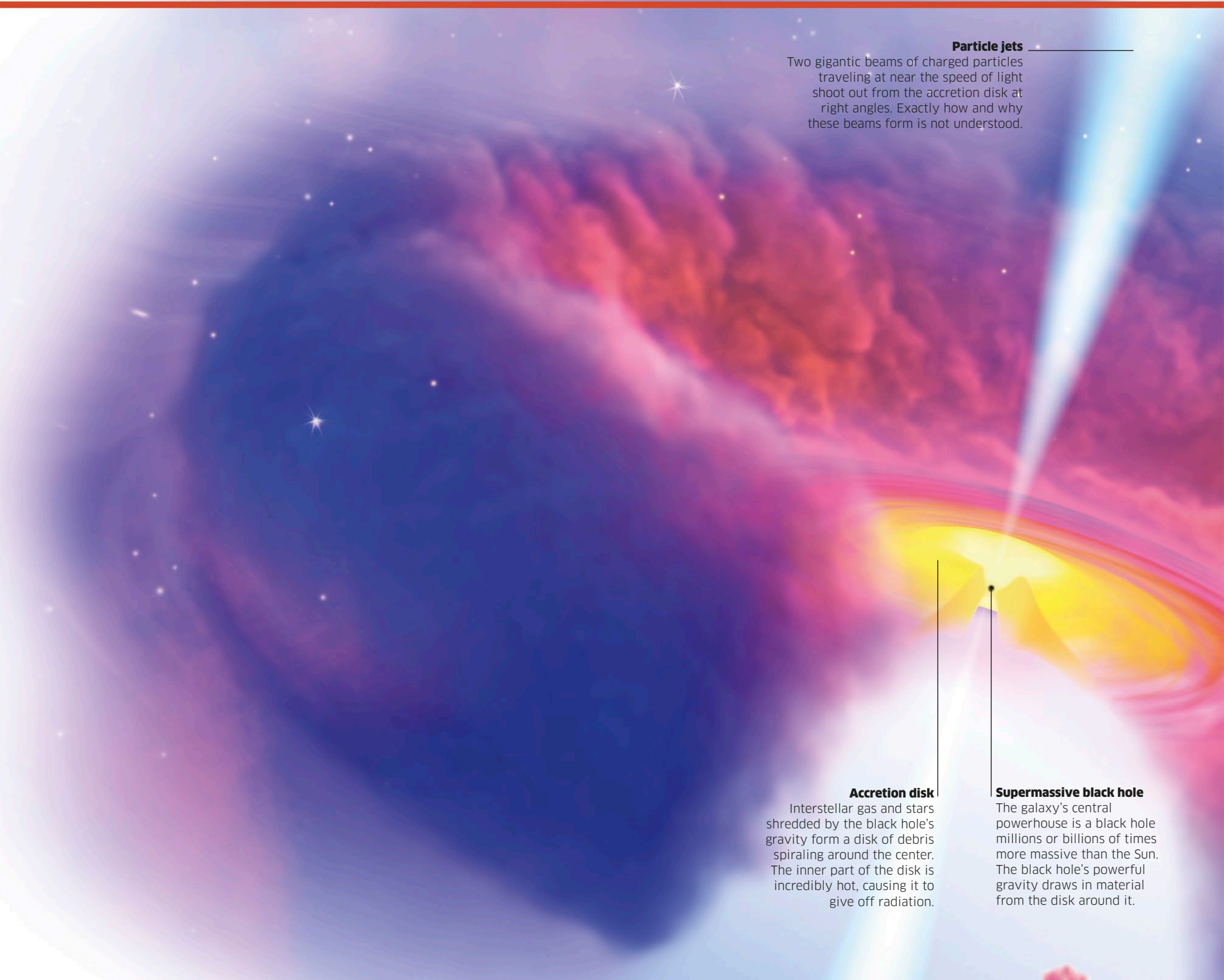
Elliptical

These galaxies can be spherical, football shaped, or even cigar-shaped, with no clear internal structure. They contain mostly very old red stars, which give the galaxy an orange or reddish hue, but little gas and dust. Their stars follow a variety of orbits. M60, shown here, is quite a large elliptical galaxy.



Irregular

Galaxies of this type have no particular shape or symmetry. Some are made by collisions between two galaxies. For example, the Antennae Galaxies (left) were separate spirals until 1.2 billion years ago, when they started merging.



Particle jets

Two gigantic beams of charged particles traveling at near the speed of light shoot out from the accretion disk at right angles. Exactly how and why these beams form is not understood.

Accretion disk

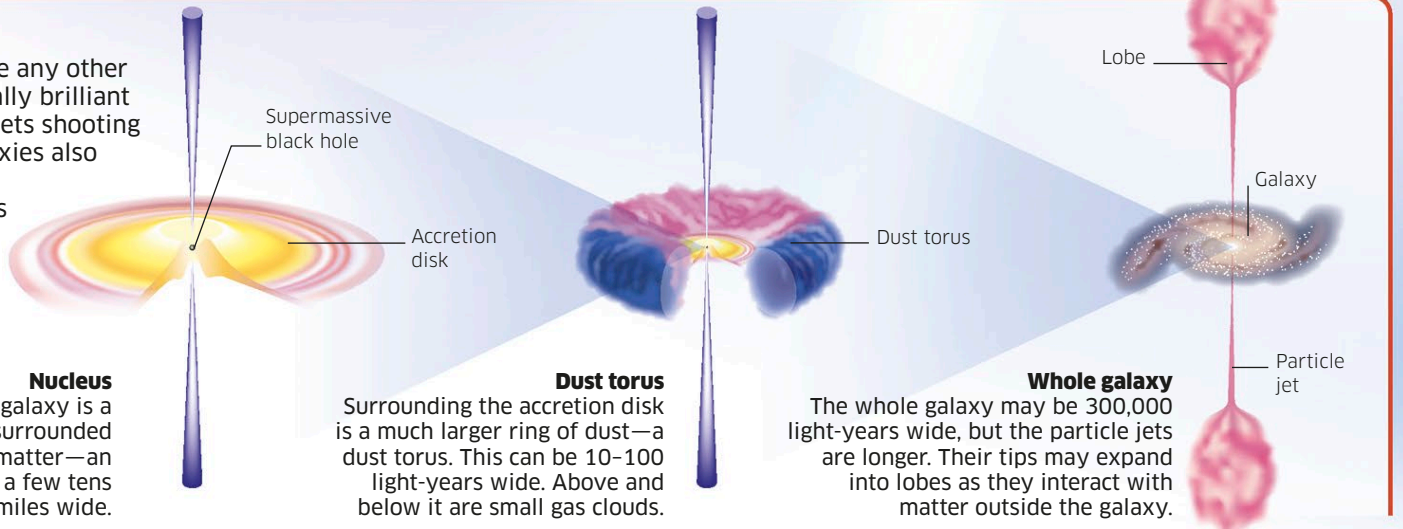
Interstellar gas and stars shredded by the black hole's gravity form a disk of debris spiraling around the center. The inner part of the disk is incredibly hot, causing it to give off radiation.

Supermassive black hole

The galaxy's central powerhouse is a black hole millions or billions of times more massive than the Sun. The black hole's powerful gravity draws in material from the disk around it.

Structure

An active galaxy is much like any other galaxy, except for its unusually brilliant center and the two particle jets shooting into space. Some active galaxies also have radio lobes—billowing clouds at the ends of the jets that emit radio waves.



Nucleus

The heart of the galaxy is a supermassive black hole surrounded by a ring of hot, glowing matter—an accretion disk—measuring a few tens of billions of miles wide.

Dust torus

Surrounding the accretion disk is a much larger ring of dust—a dust torus. This can be 10-100 light-years wide. Above and below it are small gas clouds.

Whole galaxy

The whole galaxy may be 300,000 light-years wide, but the particle jets are longer. Their tips may expand into lobes as they interact with matter outside the galaxy.

Lobe

Galaxy

Particle jet

Supermassive black hole

Accretion disk

Dust torus

Active galaxies

Galaxies glow in the darkness of space thanks to the light from their stars. A few galaxies, however, also blast out vast amounts of light and other types of radiation from their cores. These are active galaxies.

The center, or nucleus, of an active galaxy emits a staggeringly large amount of electromagnetic radiation. This energy floods out into space not only as visible light but also as radio waves, X-rays, ultraviolet radiation, and gamma rays. The radiation comes from an intensely hot and dense disk of matter spiraling around and into a black hole perhaps a billion times the mass of the Sun—a supermassive black hole. Active galaxies also fling out jets of particles that penetrate deep into intergalactic space. These strange galaxies include some of the most distant objects we can see, such as quasars—objects so astonishingly far away that their light has taken billions of years to reach us, meaning they probably no longer exist.

Dust torus

In some active galaxies, a ring (torus) of gas and dust blocks our view of the central black hole and accretion disk.

Beyond the dust torus are the stars and clouds of gas and dust that make up the bulk of the galaxy.

Types of active galaxies

Active galaxies seen from different angles or distances can look very different. As a result, astronomers have distinct names for what look like different objects but are actually part of the same family.



Radio galaxies

When seen with a radio telescope, radio galaxies are flanked by gigantic, billowing clouds called lobes. Those of Hercules A (above) are nearly ten times longer than our Milky Way galaxy.




Seyfert galaxies

These galaxies have much brighter centers than normal galaxies. Most, such as NGC 1566 above, are spiral in shape.



Quasars

The brightest objects in the universe are quasars, which are active galactic nuclei billions of light-years away. Studying them allows astronomers to look back in time billions of years.



Blazars

When the particle jet of an active galaxy points directly toward Earth, we see a blazar. These are active galactic nuclei, usually in elliptical galaxies.

Colliding galaxies

Neighboring galaxies sometimes drift close enough for the force of gravity to make them collide. Flying into each other at millions of miles per hour, they crash in a blaze of fireworks as colliding gas clouds give birth to thousands of new stars.

Because the stars in a galaxy are so far apart, galaxies can collide without any of their stars crashing into one another. In fact, during a collision, two galaxies can pass right through each other. Nevertheless, the gravitational tug-of-war wreaks havoc on galaxies' shapes, tearing spiral arms apart and flinging billions of stars into space. Often the collision slows down the movement of the galaxies so much that a second or third pass-through happens. In time, the two galaxies may merge to form one larger galaxy.

The Whirlpool Galaxy has two very clear spiral arms. It was the first galaxy to be described as a spiral.


The dark stripes are "lanes" of dust that block the light from the stars behind them.

The Whirlpool Galaxy has a very bright center because it is what astronomers call an active galaxy—one in which huge amounts of light are being released by gas and dust spiraling into a central black hole.

Clusters of hundreds of thousands of hot, newborn stars blaze with a bluish light.

Whirlpool Galaxy

About 300 million years ago, the Whirlpool Galaxy was struck by a dwarf galaxy that now appears to dangle from one of the larger galaxy's spiral arms. The dwarf galaxy, called NGC 5195, may already have passed through the Whirlpool Galaxy twice. The gravity of the dwarf galaxy has stirred up gas clouds inside the Whirlpool, triggering a burst of star formation. On a dark night, you can see this galactic collision through a small telescope in the constellation Canes Venatici.





One arm of the Whirlpool seems to have been tugged out by gravity toward the dwarf galaxy, which lies behind it.

This dark lane is a bridge of dust joining the two galaxies. It blocks the light from the stars behind, which tells us that the dwarf galaxy must be farther away than the Whirlpool Galaxy.

The shape of the dwarf galaxy has been distorted by the collision. Any spiral arms it may once have had are no longer visible.

The bright pink areas are clouds of gas and dust that have been stirred up by the collision, causing millions of new stars to form.

Oddball galaxies

The universe contains many strange-looking galaxies that do not seem to fit into the usual galaxy classification system. Astronomers think many of these oddities are the result of collisions, mergers, or other interactions between two or more galaxies.



Cartwheel Galaxy

This bizarre object formed when a spiral galaxy bumped into a smaller companion 200 million years ago. The shock wave it produced rearranged the galaxies into a bluish ring and a central bright portion.




The Porpoise

Here, what was once a spiral galaxy is being reshaped by the gravity of a galaxy below it. The end result looks like a porpoise leaping over a fuzzy oval ball. A burst of newly formed blue stars forms the porpoise's nose.



Antennae Galaxies

These intertwined spiral galaxies are going through a “starburst” phase. Clouds of dust and gas are compressing each other, causing stars to form rapidly. The areas of star formation glow with brilliant pinks and blues.



Future galactic merger

Our own galaxy—the Milky Way—is hurtling toward the neighboring Andromeda Galaxy at 250,000 mph (400,000 km/h). Billions of years from now, they will collide and eventually merge. Above is an artist's idea of how the collision might look from Earth around the time it starts, with the Andromeda Galaxy (left) grown to an enormous size in the night sky.

Nearby clusters

Spread out in many directions from the Local Group are other galaxy clusters, a few of which are shown below. Clusters are grouped into even bigger structures called superclusters.



Abell 1689
This buzzing hive of galaxies is one of the biggest clusters known.



Virgo cluster
Two elliptical galaxies resembling eyes lie near the center of this cluster.




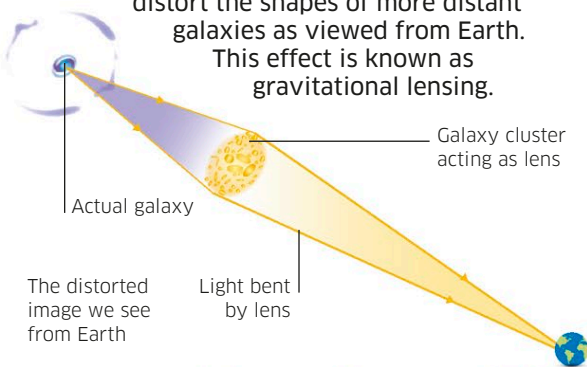
Leo cluster
The Leo cluster is part of a huge sheet of galaxies known as the Great Wall.



Abell 1185
This cluster contains an odd-looking galaxy called the Guitar (left).

Gravitational lensing

Galaxy clusters contain so much matter that their gravity can bend light rays passing close by. As a result, they act like giant lenses in space and can distort the shapes of more distant galaxies as viewed from Earth. This effect is known as gravitational lensing.



Space bananas

The banana-shaped arcs in the lower left of this image of galaxy cluster Abell 2218 are galaxies beyond the cluster. Their appearance has been warped by gravitational lensing.

Local Group


Our home galaxy belongs to a cluster called the Local Group. The Local Group has three large spiral or barred spiral galaxies—the Milky Way, Andromeda, and Triangulum—and more than 50 smaller dwarf and irregular galaxies. They are spread out over a region roughly 10 million light-years across. Many of the smaller galaxies are clustered around the two largest spirals.

Sextans B is one of the most distant members of the Local Group.

Sextans A is a tiny irregular dwarf galaxy.

NGC 3109 is a small spiral or irregular galaxy.


The Phoenix Dwarf is an irregular dwarf galaxy.



Galaxy clusters

Galaxies are held together in clusters by gravity, sometimes orbiting each other and often colliding. These clusters typically measure a few million light-years across.

Some galaxy clusters are quite sparse and contain only a few galaxies. The cluster that our own Milky Way galaxy belongs to is one of these. Other clusters are much denser and contain hundreds or thousands of galaxies, often arranged chaotically but sometimes forming a neat, spherical pattern. A giant elliptical galaxy usually lies at the center of these dense clusters. Galaxy clusters don't just contain galaxies. They also contain large amounts of thin, hot gas and mysterious dark matter, which we can't see.



Milky Way

Our home galaxy is a barred spiral and is the second-largest galaxy in the Local Group (after Andromeda). A swarm of small galaxies surrounds it.


IC10 is flying toward the Milky Way at 217 miles (350 km) per second.

M110 is a dwarf elliptical galaxy.

The Wolf-Lundmark-Melotte galaxy lies on the edge of the Local Group.

Andromeda Galaxy

The largest galaxy in our cluster is Andromeda—a beautiful barred spiral some 140,000 light-years wide that has about a trillion stars. On a dark night with no light pollution, it can be seen quite easily through binoculars or even with the naked eye as a gray smudge. We see the galaxy nearly edge-on.




Triangulum Galaxy

Sometimes called the Pinwheel Galaxy or M33, Triangulum is a spiral galaxy. It is the third-largest galaxy in the Local Group. About 50,000 light-years wide, from Earth it appears almost face-on. It is visible through binoculars or, less easily, with the naked eye on a very dark night.


The shape of space

The three dimensions of space are “bent” by the gravitational pull of all the matter in the universe into a fourth dimension, which we cannot see. Since this is hard to visualize, scientists use the metaphor of a two-dimensional rubber sheet to explain the idea. Scientists used to think that the rubber sheet might be bent in any of three ways, depending on how densely packed with matter the universe is. We now know that the observable universe has a “flat” shape.




Closed

A dense universe would bend itself into a closed shape. In such a universe, traveling in a straight line would eventually bring you back to your starting point.



Open

If the universe is of low density, it might extend into an “open” shape. In this case, it would be infinite in size and have no outer edge.



Flat

Our universe appears to have just the right concentration of matter to have a “flat” shape. This suggests it will keep expanding forever, and like an open universe it might be infinite in size.

1 Earth

Our home world is a small, rocky planet floating in the enormous emptiness of space. Our nearest neighboring planet, Venus, is about a 15-minute journey away at the speed of light.

2 Solar system

Earth belongs to a family of planets and other objects that orbit the Sun. The farthest planet, Neptune, is 4.5 hours away at the speed of light, but the whole solar system is over 3 light-years wide.

3 Local stars

The closest star to the Sun is about 4 light-years away. Within 16 light-years of the Sun, there are 43 star systems containing 60 stars. Some of these star systems may have families of planets too.

4 Milky Way

The Sun and its neighboring stars occupy a tiny fraction of the Milky Way galaxy—a vast, swirling disk containing 200 billion stars and enormous clouds of gas and dust. It is over 100,000 light-years wide.

6

3

2

1

The universe

Everything in the universe is a part of something bigger. Earth is part of the solar system, which lies in the Milky Way galaxy, which is just a tiny bit of the whole universe.

The scale of the universe defies imagination. Astronomers use light as a yardstick to measure distance because nothing can cross the vast expanses of interstellar space faster. Yet even one light-year—the distance light travels in a whole year, or 6 trillion miles (10 trillion km)—is dwarfed by the largest structures observed in the known universe. Only a fraction of the universe is visible to us: the part of the universe from which light has had time to reach Earth since the Big Bang. The true extent of the universe is unknown—it may even be infinite in size.

Edge of observable universe

Orion arm of the Milky Way

5 Virgo supercluster
Our galaxy is just one of tens of thousands of galaxies that are clustered together in a group called the Virgo supercluster. This vast array of galaxies is more than 100 million light-years across.

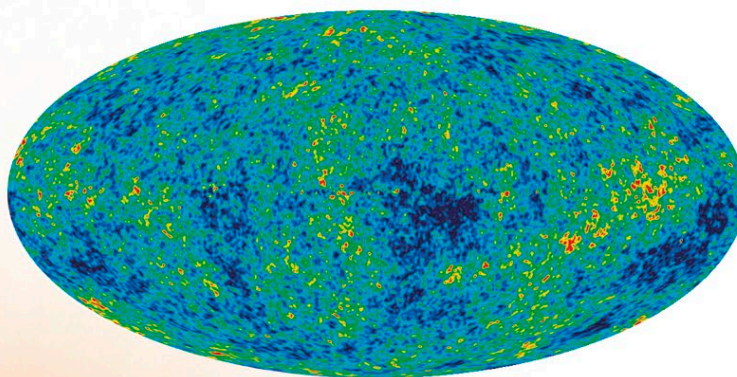
6 Supercluster filaments
Superclusters form a web of massive, threadlike structures called filaments, which occupy about 5 percent of the visible universe. Between these are immense, bubblelike voids.

7 Observable universe
The part of the universe we can see is about 93 billion light-years across, with Earth at the center. It contains millions of superclusters, forming a vast, foamlike structure. What lies beyond is unknown.

The Milky Way and nearby galaxies are being drawn toward a mysterious concentration of mass in intergalactic space called the **Great Attractor**.

Afterglow of the Big Bang

A faint afterglow of the Big Bang exists throughout space. This radiation was released when the universe was about 380,000 years old and still extremely hot. The image on the right is a map of the radiation across the whole sky. The variations in intensity, shown in color, are due to minute variations in density in the early universe. Gravity, working on these tiny variations, created the uneven distribution of matter we can see in the universe today, with clusters of galaxies separated by immense voids.



3 billion years after the Big Bang

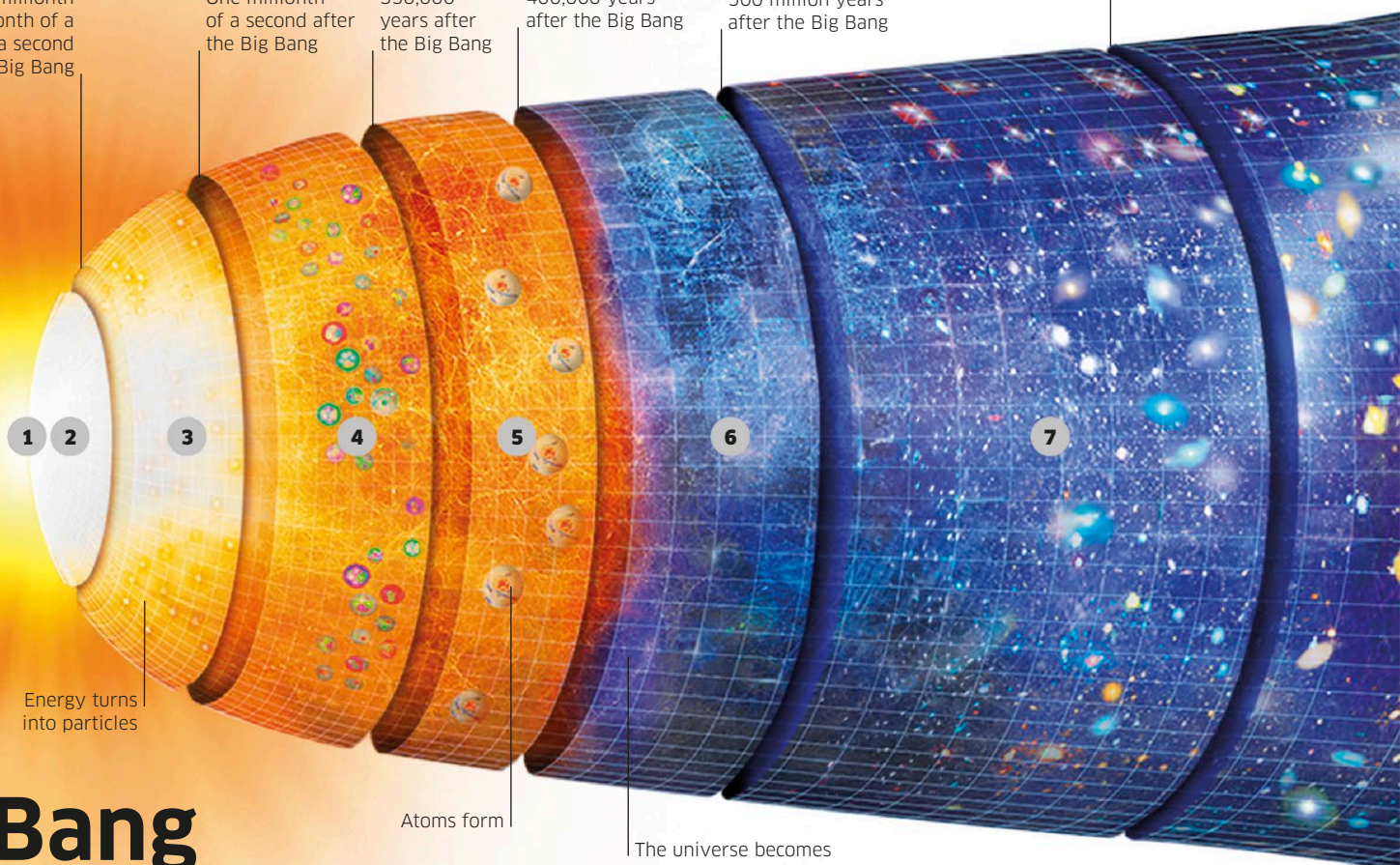
One millionth of a trillionth of a trillionth of a second after the Big Bang

One millionth of a second after the Big Bang

350,000 years after the Big Bang

400,000 years after the Big Bang

500 million years after the Big Bang



Energy turns into particles

Atoms form

The universe becomes transparent as light begins to pass freely through space.

The Big Bang

About 14 billion years ago, the universe suddenly appeared from nowhere as a tiny concentration of pure energy. It then expanded trillions of trillions of times in an instant—an event known as the Big Bang.

In the first millisecond of existence, the intense energy of the newborn universe produced a vast number of subatomic particles (particles smaller than atoms). Some of these joined together to form the nuclei (centers) of atoms—the building blocks of all the matter we see in the universe today. But it wasn't until the universe was about 380,000 years old that actual atoms formed, and it wasn't until hundreds of millions of years later that galaxies and stars appeared. As well as producing energy and matter, the Big Bang also gave rise to four basic forces that govern the way everything in the universe works, from the force of gravity to the forces that hold atoms together. Ever since the Big Bang, the universe has continued to expand and cool down, and it will probably continue doing so forever.

1 The universe starts as an unimaginably hot point of energy, infinitely smaller than a single atom.

2 In a tiny fraction of a second, it expands to the size of a city, and the rate of inflation then slows. This is not an explosion of matter into space, but an expansion of space itself.

3 So far, the universe is just energy. But soon, a seething mass of tiny particles and antiparticles (the same as their corresponding particles, but with the opposite electric charge) form from this energy. Most of these cancel out, turning back into energy, but some are left over.

4 The leftover matter begins to form protons and neutrons.


By now, the universe is about a millionth of a second old. Within a few minutes, the neutrons and many of the protons join to form atomic nuclei.

5 About 380,000 years later, the universe has cooled enough for atomic nuclei to combine with electrons to make hydrogen and helium atoms.

6 The universe is now a vast cloud of hydrogen and helium atoms. Light can pass more easily through space, so the universe becomes transparent. Gravity acts on tiny variations in the gas cloud, pulling the gas into clumps that will eventually become galaxies.

7 Around 500 million years after the Big Bang, the first stars ignite in the densest parts of these gas clumps. By 600 million years after the Big Bang,

18 billion °F (10 billion °C)—the temperature of the universe one second after the Big Bang.



12 billion years after the Big Bang

7 billion years after the Big Bang

8

9

10

galaxies have formed. The first galaxies are small and irregular, with many bright knots of star formation. As they evolve and merge, they grow larger and develop spiral shapes.

8 Now 5 billion years old, the universe consists of vast clusters of galaxies arranged in threads with gigantic voids between them.

9 About 8 billion years after the Big Bang, the expansion of the universe accelerates. Our solar system forms about 9 billion years after the Big Bang.

10 The universe is predicted to continue expanding forever, becoming cold and dark everywhere.

Solar system forms

Universe keeps expanding forever

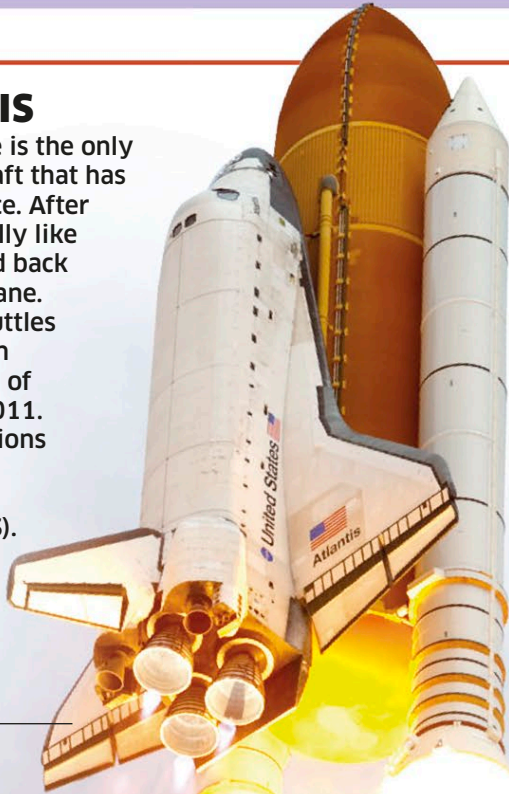


EXPLORING SPACE

People have studied the stars and planets for centuries, but it wasn't until 1957 that the first human-made object went into orbit, marking the beginning of the Space Age. Since then, thousands of rockets have been launched, hundreds of people have become astronauts, and 12 men have walked on the Moon.

SPACE TAXIS

The Space Shuttle is the only reusable spacecraft that has ever been to space. After taking off vertically like a rocket, it landed back on Earth like a plane. Five different shuttles operated between 1981 and the end of the program in 2011. Many of the missions were for building the International Space Station (ISS).



The main part of the Space Shuttle was called the orbiter.

Booster rockets fell back to Earth after launch, to be retrieved and reused.

ATLANTIS LIFTING OFF FROM KENNEDY SPACE CENTER



Soyuz
Russia's Soyuz craft have been operating since the 1960s and are now used to ferry astronauts to the ISS.



Orion
For future trips to the Moon, asteroids, and Mars, Orion will be launched by the US Space Launch System (SLS) rocket.



Dragon
Dragon became the first privately built craft to visit the International Space Station (ISS) when it docked in 2012.



Boeing CST-100
This future craft, designed to be reused ten times, will ferry crews of up to seven to the International Space Station.

Space exploration

Space starts a mere 60 miles (100 km) above our heads. It is a short journey away—less than ten minutes by rocket—but it is a dangerous and difficult one. We've been sending spacecraft to explore the solar system for only 60 years or so, but we've been using telescopes to explore the skies for more than 400 years, and our curiosity about the cosmos goes back millennia. The more we discover, the more we want to explore.


LAUNCH SITES

There are about 30 launch sites on Earth, nine of which are shown below. The best place to launch from is near the equator, where a rocket gets an extra push from Earth's spin. The largest launch site is Baikonur, which sends spacecraft to the International Space Station.



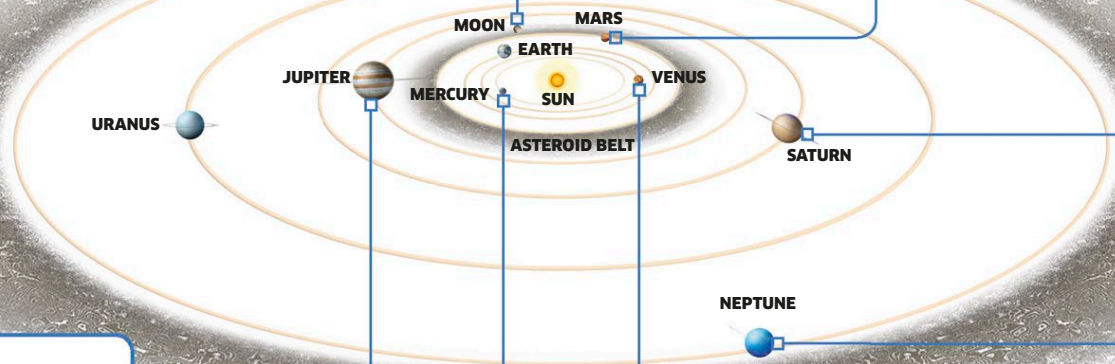
LAUNCH VEHICLES

Rockets are built not to explore space themselves but to launch other smaller vehicles, such as satellites or planetary spacecraft, into orbit. The smaller vehicle usually travels in the rocket's nose. Built to make the journey only once, rockets are destroyed as they fall back to Earth and burn up. The larger the rocket, the heavier and more complicated the cargo it can carry. Most rockets carrying spacecraft are launched by the US, Russia, and Europe.



SPACE EXPLORERS

Over 130 spacecraft have successfully left Earth to explore the solar system. All have been robotic, except for the crewed Apollo craft that went to the Moon. Powered by the Sun or by radioactive chemicals, robotic craft can work for years, peering down onto planets from orbit or landing to explore the surface. They send data and often spectacular images back to Earth.




Apollo

Twelve US astronauts landed on the Moon between 1969 and 1972. They walked and drove on the surface and brought back lunar rock and soil.



Curiosity

The car-sized Curiosity rover landed on Mars in 2012. It carries cameras to seek out places to visit and a laser to zap and then analyze Martian rocks.



Cassini

After two decades of development and a seven-year journey, Cassini went into orbit around Saturn in 2004. It has been studying the planet and its rings and moons ever since.



Galileo

This is the only craft to have orbited Jupiter, which it did from 1995 to 2003. Eventually, it fell into Jupiter's atmosphere and was destroyed.



MESSENGER

Two spacecraft have been to Mercury. Mariner 10 flew past it in 1974-75. MESSENGER made three flybys before going into orbit around the planet in 2011. In 2015, it ended its life in a planned crash.



Venera

Between 1961 and 1983, a series of Venera probes were sent by Russia to Venus. Ten flew through the planet's acidic clouds and landed on its surface.



Voyager

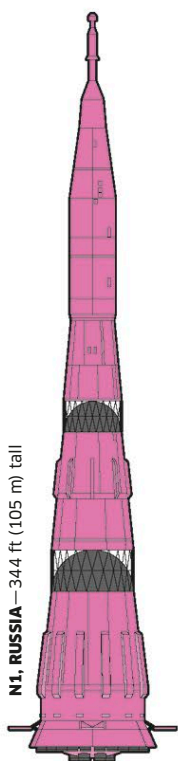
Two Voyager craft left Earth in 1977. Between them, they flew past all four gas giant planets: Jupiter, Saturn, Uranus, and Neptune. By 2020 they will both have left the solar system.



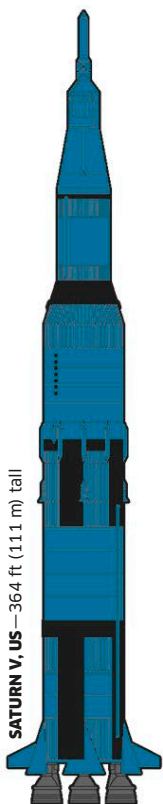
DELTA IV HEAVY, US—236 ft (72 m) tall




N1, RUSSIA—344 ft (105 m) tall



SATURN V, US—364 ft (111 m) tall



SLS, US (LARGE CONFIGURATION)—403 ft (123 m) tall



SEEING THE INVISIBLE

As well as producing light that our eyes can see, objects in space produce other kinds of radiation that are invisible to us. All types of radiation travel as waves. Astronomers use special telescopes to capture waves of different lengths, from radio waves, which have long wavelengths, to gamma rays, which are very short.

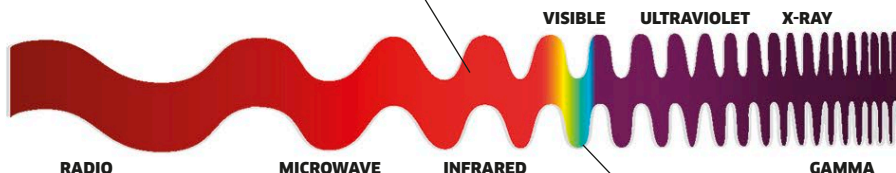
Infrared telescope

Star-forming nebulas are easy to see with infrared telescopes, which capture the heat (infrared rays) that the nebulas produce.



X-ray telescope

An X-ray telescope can see objects that are releasing huge amounts of energy, such as the area around a black hole.



Radio telescope

Radio waves are the longest. They have revealed galaxies that would otherwise remain unseen.



Microwave telescope

Telescopes that capture microwaves allow us to see the afterglow of the Big Bang.



Optical telescope

Optical telescopes use visible light but magnify the image, letting us see farther than the naked eye.



20,000 years ago

In Africa, people mark pieces of bone with what may be the first record of Moon phases. Farmers follow the cycles of the Sun and Moon to plan their crops.

5,000–1,000 years ago

For ancient peoples, astronomy is part of religion. Many sacred monuments, such as Stonehenge in England, are built to align with the Sun or constellations.



Discovering space

The history of astronomy and the study of the heavens spans thousands of years, linking ancient religious sites with high-tech 21st-century observatories and spacecraft.

Since the dawn of history, people have looked into the night sky and wondered what the countless points of light were. It wasn't until fairly recently that we realized the stars are suns like ours, but incredibly far away. Just as early seafarers explored the world in search of new lands, modern explorers have sailed into space on voyages of discovery. Only a few people have visited another world, but scores of robotic probes have ventured to the planets on our behalf.



GODDARD WITH ROCKET

1926: Rocket science

American engineer Robert Goddard successfully fires the first liquid-fueled rocket. It rises 41 ft (12 m) into the air before fizzling out. Over the next 15 years, he launches another 34 rockets, some of which soar to heights of more than 1.2 miles (2 km).

1947: First animals in space

The US adapts captured German V2 rockets, used as deadly weapons in World War II, to send the first living creatures into space. The earliest astro-animals are fruit flies, followed by monkeys. The missions aim to see how animals' bodies respond to being in space.


FRUIT FLY



SPACE SHUTTLE COLUMBIA

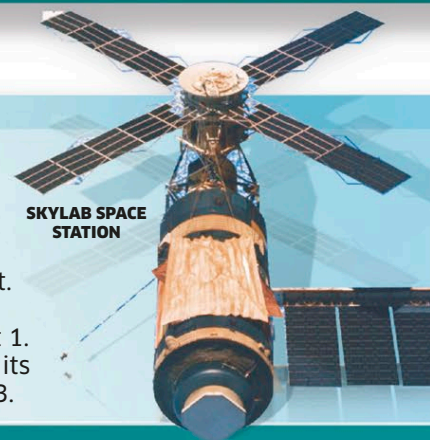
1976–77: Mars and beyond

Two American space robots, Viking 1 and 2, land on Mars, carry out soil tests, and send back color images. In 1977, the space probe Voyager 2 blasts off, eventually flying by Jupiter, Saturn, Uranus, and Neptune.



1971–73: Living in space

Space stations allow astronauts to spend weeks in orbit. The first, in 1971, is the Russian Salyut 1. The US follows with its own, Skylab, in 1973.



SKYLAB SPACE STATION

1981: Shuttle launch


The 1980s see missions begin for the Space Shuttle, the first reusable crewed orbiter. Shuttles will remain in service until 2011. In 1986 the Russians start to build the Mir space station.



1990: Hubble

The Hubble Space Telescope is placed in orbit. It reveals many distant wonders of space never seen before.

PILLAR AND JETS IN THE CARINA NEBULA



2009–12: Kepler Observatory


NASA launches the Kepler Observatory, which uses a special light-measuring device to search for planets orbiting distant stars.

ARTIST'S IMPRESSION OF KEPLER SPACECRAFT



STONEHENGE, ENGLAND

COPERNICUS'S DRAWING OF THE SOLAR SYSTEM



1540s: A shocking idea

Polish astronomer Nicolaus Copernicus writes a book about a shocking new idea. He suggests that the Sun, not Earth, is at the center of the solar system.




ISAAC NEWTON'S TELESCOPE

1600s: Telescopes

Italian astronomer Galileo Galilei greatly improves telescope design, and the solar system can now be seen clearly. English scientist Isaac Newton explains how gravity holds the planets in orbit around the Sun.

1890s: Science fiction

The first science fiction novels hit the market. Books like *The War of the Worlds* and *The Time Machine*, both written by H.G.Wells, arouse public interest in space exploration and also inspire serious science projects.



1957: Sputnik

In Russia, rocket scientists achieve two firsts this year. They send up the first artificial satellite, Sputnik 1, and a month later they launch Sputnik 2, which carries Laika, the first dog to go into orbit. As planned, Laika perishes at the end of the mission.




Russian cosmonaut Yuri Gagarin becomes the first person in space, orbiting Earth in a flight lasting just over 100 minutes. Later in the decade, the Russians achieve the first human spacewalk (1965) and the first soft landing on the Moon by a spacecraft (1966).



STATUE OF YURI GAGARIN IN MOSCOW, RUSSIA

LUNOKHOD 1



1970: First rover

Russians launch the first lunar roving vehicle: Lunokhod 1, a remote-controlled, eight-wheeled buggy. It soft-lands on the Moon and operates for 11 days, sending back pictures and taking soil samples.



1969: Men on the Moon

The United States' Apollo 11 craft lands the first people on the Moon: Neil Armstrong and Buzz Aldrin. The astronauts stay for nearly 24 hours, collecting Moon rocks and taking photographs of the lunar surface.



COMET 67P

2014: Comet landing

A robotic device detaches from the Rosetta space probe and makes the first soft landing on a comet, called 67P. It returns images and information about the comet's water content.



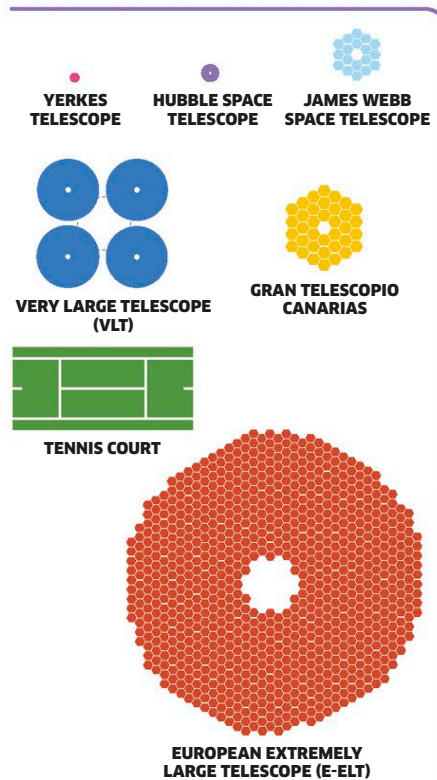
Into the future

Over the coming decades, a focus of space research will be the continuing hunt for distant planets that might harbor life. A manned mission to Mars by 2050 may be feasible.

Telescopes


The first telescopes were little more than handheld wooden tubes, but they allowed astronomers to discover mountains on the Moon and moons around Jupiter. Today's giant telescopes let us see billions of light-years into the far reaches of space.



Like eyes, telescopes collect light and focus it to create an image. Unlike our eyes, however, telescopes can train their sights on tiny targets and can add together the light they receive over a long period. The bigger a telescope is, the more light it can collect and the sharper the image. With a large telescope, we can zoom in on distant galaxies or volcanoes on Mars. The first telescopes used glass lenses, but big lenses bend under their own weight, so astronomers switched to mirrors to make telescopes bigger. In the largest telescopes, dozens of mirror segments are arranged together to form one giant, curved mirror. Earth's atmosphere blurs our view of space, so large professional telescopes are built on mountains where the air is dry and still, or launched into space.



Collecting light

A key part of a telescope is the mirror or lens that collects light. The world's largest telescope lens (in the Yerkes telescope) is only 40 in (1 m) wide. Mirrors made of hexagonal segments in a honeycomb pattern can be far bigger. The E-ELT mirror will be nearly four times larger in area than a tennis court.





Laser guidance

Moving air in the atmosphere makes stars twinkle, distorting the images telescopes capture. The E-ELT will use an ingenious system to cancel out this twinkling movement. It will shine lasers into the sky to create an artificial star and analyze the star's twinkling motion. A computer-controlled "adaptive mirror" will then change shape 1,000 times per second to counteract the motion, giving the telescope near-perfect vision.

A cradle tilts the telescope.

Cameras are housed on the instrument platform.

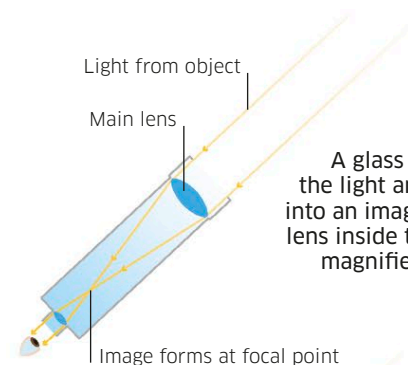
The main deck supports the telescope's weight of 2,800 tons and can rotate to turn the telescope around.

Extremely Large Telescope

The world's largest telescope is currently being built on the Cerro Amazones mountain in Chile, where the sky is clear almost every night and there are excellent views of the southern stars. Called the European Extremely Large Telescope (E-ELT), it will be as tall as a 15-story building, and its enormous mirror will gather more light than all 13 of the world's current largest telescopes combined. A computer-controlled "adaptive mirror" will make the images as sharp as those of a space telescope.

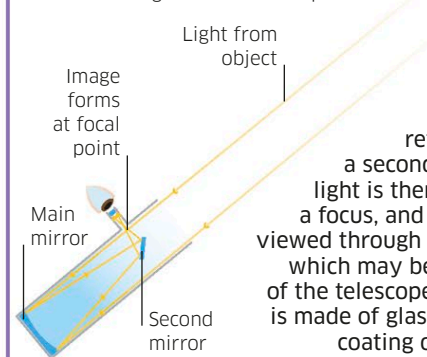
How simple telescopes work

A telescope uses a lens or a mirror to collect light from distant objects and focus it to create an image. In simple telescopes, the image is viewed through an eyepiece lens that magnifies the image. Telescopes that use lenses to capture light are called refractors. Those that use mirrors are called reflectors.



Refractor

A glass lens collects the light and focuses it into an image. A smaller lens inside the eyepiece magnifies the image.




Reflector

A mirror collects the light and reflects it onto a second mirror. The light is then directed to a focus, and the image is viewed through an eyepiece, which may be on the side of the telescope. The mirror is made of glass with a thin coating of aluminum.

In a different light


Telescopes collect wavelengths of energy other than light. Each wavelength reveals different details in an object. A typical galaxy, such as the Andromeda Galaxy (below), gives off energy in many wavelengths. X-rays, for instance, come from very hot areas, and radio waves come from colder areas.



X-RAY



ULTRAVIOLET



VISIBLE LIGHT



MID-INFRARED



FAR-INFRARED



RADIO

The aperture door closes during repair missions to protect the mirrors.

Light from object in space

Radio dish

A very strong carbon-fiber frame keeps Hubble perfectly straight.

Hubble telescope

Hubble was launched into orbit by a Space Shuttle in 1990 and orbits Earth at a height of 355 miles (570 km), circling the planet once every 97 minutes. Astronauts have made five trips to service Hubble, the last one in 2009, when they installed a new camera. Eventually Hubble will wear out and be replaced by the James Webb Space Telescope.

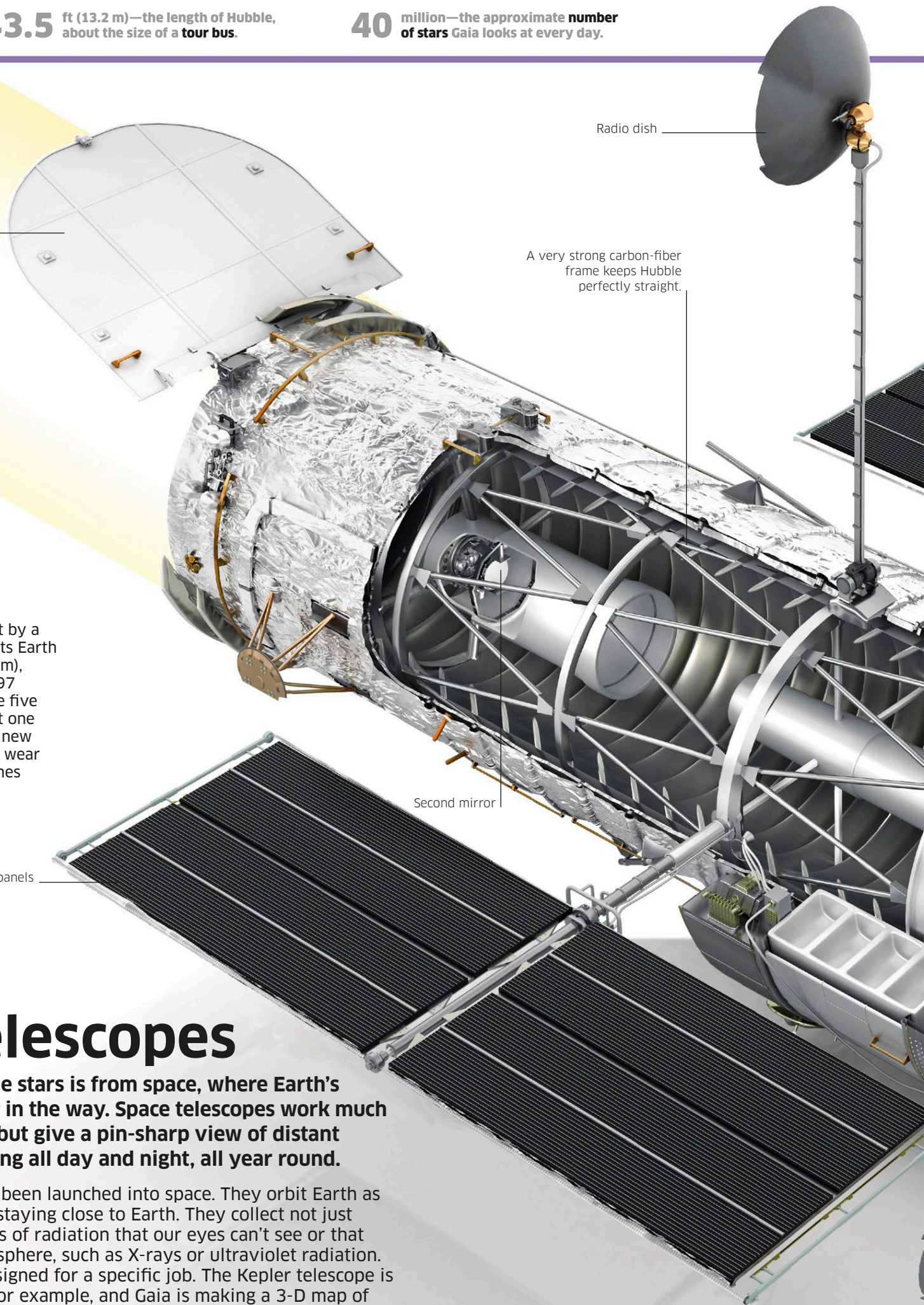
Second mirror

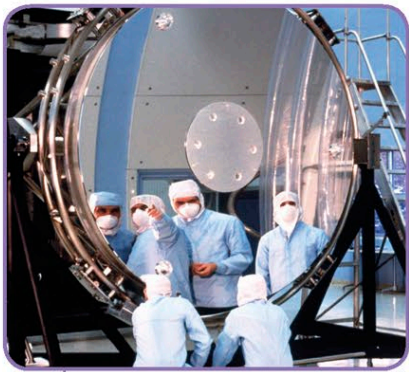
Solar panels

Space telescopes

The best place to see the stars is from space, where Earth's atmosphere doesn't get in the way. Space telescopes work much like ground telescopes but give a pin-sharp view of distant objects and keep working all day and night, all year round.


Dozens of telescopes have been launched into space. They orbit Earth as satellites or orbit the Sun, staying close to Earth. They collect not just visible light but other types of radiation that our eyes can't see or that can't get through the atmosphere, such as X-rays or ultraviolet radiation. Each space telescope is designed for a specific job. The Kepler telescope is searching for exoplanets, for example, and Gaia is making a 3-D map of stars around the Sun. Telescopes in space wear out just like the ones on Earth, but the repair person can't visit if things go wrong. Only the Hubble Space Telescope was designed to be serviced in space by astronauts.





Main mirror

The 8-ft- (2.4-m-) wide main mirror in the Hubble Space Telescope collects light and reflects it onto a second mirror. The second mirror reflects the beam back through a hole in the middle of the main mirror to a suite of cameras and scientific instruments. Hubble's main mirror is almost perfectly smooth. If it were scaled up to the size of Earth, the biggest bump on its surface would be just 15 cm (6 in) high.



Guidance cameras aim the telescope at a target and keep it pointing in the right direction.

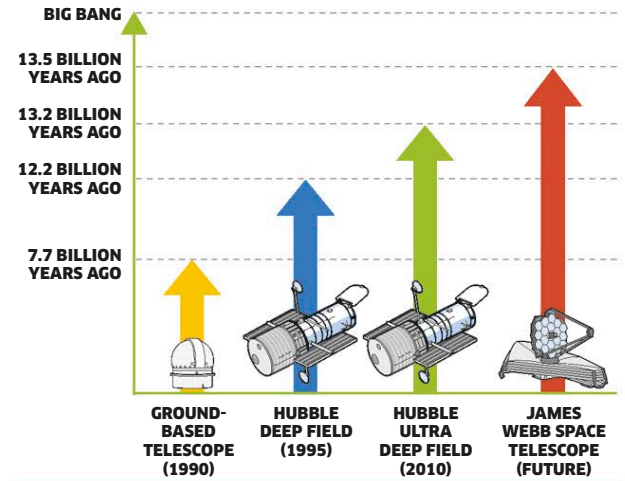
Wide Field Camera 3 takes photographs using visible light.

A spectrograph can tell which elements are in stars and galaxies by studying the color of their light.

A "soft capture mechanism" was attached to Hubble in 2009 to make it easy for spacecraft to grab hold of.

Looking deep

When we look into space, we are looking back in time. Since its launch, Hubble has let us see deeper and deeper into space, revealing young galaxies in the early universe. The James Webb Space Telescope will look even deeper to see newborn galaxies.



Hubble hits


Astronomers have processed the data from Hubble to create many beautiful images, including galaxies, starbirth regions such as the Eagle Nebula, and dying stars such as the Cat's Eye Nebula.



SOMBRERO GALAXY



CAT'S EYE NEBULA



EAGLE NEBULA

Rockets

It takes a staggering amount of energy to break free from Earth's gravitational pull and fly into space. The only vehicles capable of doing this are rockets, which harness the explosive power of burning fuel to lift cargo such as satellites and spacecraft into orbit. Most of a rocket's weight is fuel, and nearly all of it is consumed in the first few minutes, burning at a rate of up to 15 tons every second.

People used rockets as weapons for hundreds of years before they became safe and powerful enough to reach space. Since the first spaceflight in 1944, rockets have gotten larger and more complicated. A modern rocket is really several rockets in one, with separate "stages" stacked together. When the lowest stage runs out of fuel, it drops off, making the remaining vehicle lighter. The stage above then ignites. The cargo is usually in the uppermost stage, under the rocket's nose. Most rockets are built to fly to space only once and are destroyed as their parts fall back to Earth.


Escape rocket
The nose cone is a small rocket designed to carry the crew module away safely during an emergency.

Steering engines for escape rocket

Crew module
This is the only part of the Orion spacecraft that will return to Earth, using a parachute to splash down in the ocean.



Onward to Mars
Powered by its own rocket engine, the Orion spacecraft will be able to carry astronauts farther into space than ever before. The crew will live inside the conical section at the front, which is based on the command module used by astronauts during the Apollo Moon missions.



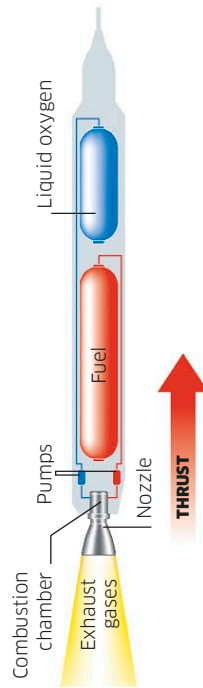
Launch pad
The SLS's space journey will start at the Kennedy Space Center in Florida. Launch pad 39B was once used by the Apollo Moon missions and the Space Shuttle.

Space Launch System

Standing taller than the Statue of Liberty, the Space Launch System (SLS) is a giant new rocket being built by NASA for spaceflights in the 2020s. When complete, it could launch crewed spacecraft to the Moon, near-Earth asteroids, and Mars. The configuration shown here has one main rocket stage and two booster rockets on the side. Inside the rocket's nose is the Orion spacecraft, with its own rocket engine. Taller configurations with an extra stage will allow the SLS to launch heavier cargo.

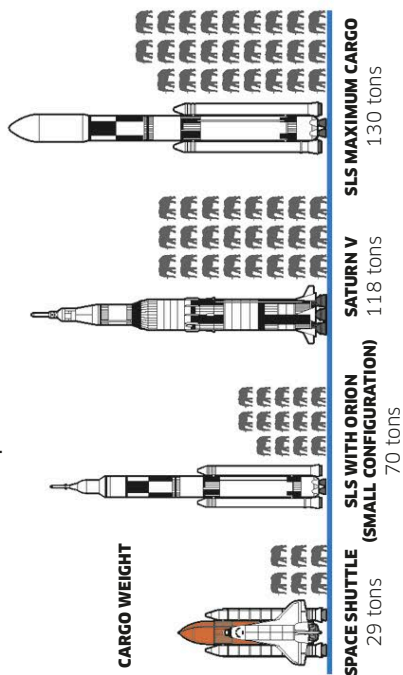
How rockets work

Most of the body of a rocket is taken up by huge tanks containing fuel and an oxidizer (a chemical needed to make fuel burn). Once ignited, these two chemicals react explosively to make hot gases, which rush out of the rear nozzle. The rush of hot gases creates the force of thrust that pushes the rocket forward.



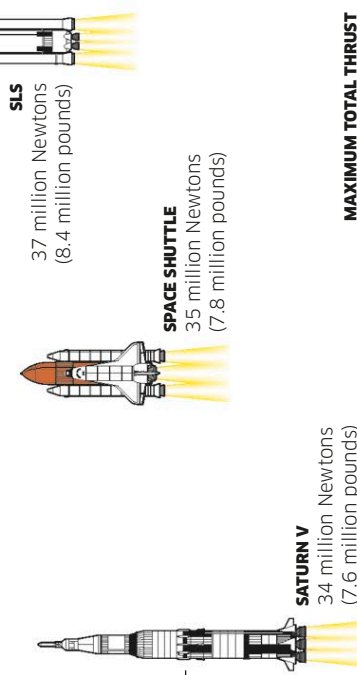
Cargo weight

The heavier a rocket's cargo, the more fuel is needed to lift it, which adds further to the weight. The Saturn V rocket used for the Apollo Moon missions carried a cargo as heavy as 20 elephants, but the whole rocket weighed as much as 400 elephants.




Thrust

The force that pushes a rocket is called thrust. To reach low Earth orbit, a rocket must generate enough thrust to reach a speed of 18,000 mph (29,000 km/h) — nine times faster than a bullet.



Main engines

At the base of the rocket are four RS-25 engines—the same kind of engine that was used to power the Space Shuttles. Working together, the SLS's main engines and boosters produce as much power as 13,400 train engines.



Service module
The central section of the Orion spacecraft carries fuel and other supplies.

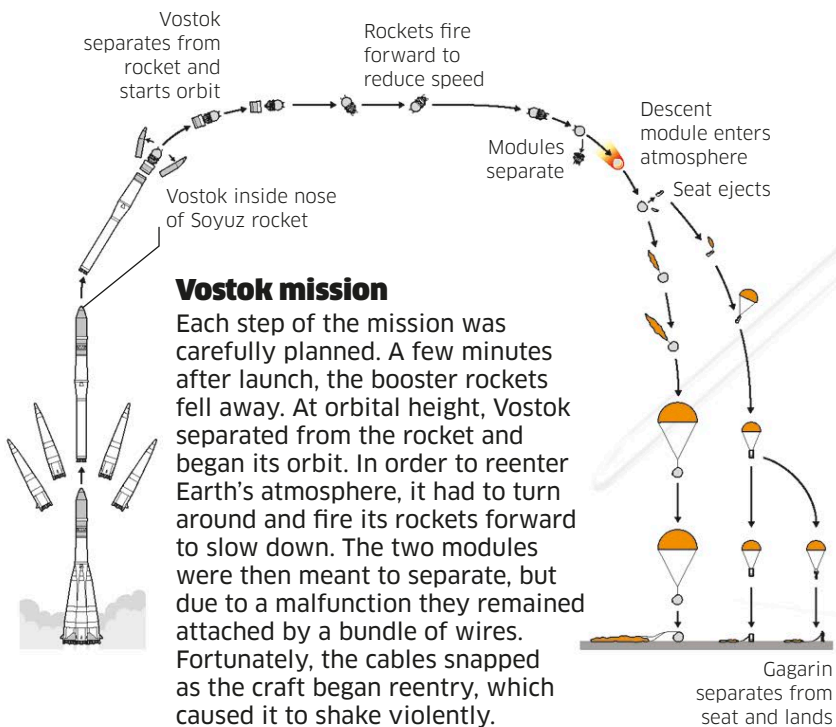
Spacecraft engine
Orion's engine will be able to propel the craft to Mars in three to four months.

Boosters
Two booster rockets provide most of the thrust needed for liftoff. They produce enough power in two minutes to supply 92,000 homes for a whole day.

First person in space

In 1961, Russian pilot Yuri Gagarin became the first person in space when he made a daredevil two-hour trip around Earth in a tiny spacecraft called Vostok 1. Since then, more than 500 people have been to space.

The race to put the first person in space began in October 1957, when Russia's unmanned Sputnik 1 became the first spacecraft to orbit the planet. Sputnik 2 followed later that year, carrying a dog called Laika—a stray from the streets of Moscow. The craft was not designed to return to Earth, so Laika died during the mission. About three years later, Yuri Gagarin made his historic trip, and within six weeks of his return the US pledged to put men on the Moon. The first space travelers were jet pilots who were used to dangerous, physically grueling flights and had been trained to use ejector seats and parachutes. But even for experienced pilots, space travel could be deadly. Of the 100 or so uncrewed missions before Gagarin's flight, half ended in failure. And prior to Vostok 1, no one was certain that a human could travel to space and return alive to Earth.



Around the world

Gagarin took off from the Baikonur Cosmodrome (space center) in Kazakhstan and traveled east around the planet, taking 108 minutes to complete a single orbit. Vostok's modules separated when he was over Africa, and Gagarin landed shortly afterward in a grassy field near the Russian town of Engels.


The descent module was covered by a heat shield material to protect it from temperatures of about 5,400°F (3,000°C) as it reentered the atmosphere.

The walls were insulated to reduce noise and vibration.

Air tanks for cabin

SERVICE MODULE

Radio antenna



Vostok

The Vostok spacecraft consisted of two sections that separated before Gagarin headed for home. He traveled in the ball-shaped descent module—the part of the craft designed to return to Earth. Only 7.5 ft (2.3 m) wide, it housed little besides Gagarin, his ejector seat, and an instrument panel. The other section was the service module, which carried air tanks, fuel, and a small rocket to turn the craft around in space. In 1961, nobody knew whether Gagarin would be able to operate controls when he was weightless, so Vostok was flown by remote control.

Radio antenna
for communication
with Earth



Russian hero

Yuri Gagarin was a pilot in the Soviet air force before he trained to be a cosmonaut (Russian astronaut). He was only 27 when he flew in Vostok and was a Russian hero for the rest of his life, with huge crowds gathering wherever he went. He never returned to space and was killed piloting a jet in 1968. Today, a 130-ft- (40-m-) tall titanium statue of him stands in Moscow, and his home town has been renamed Gagarin in his honor.

In case of emergency,
Yuri Gagarin was given a
ten-day supply
of food and water and
instructions on how to
override the control systems.

Ejection rockets

Ejector seat

The ejector seat had two purposes. If the rocket launch went wrong, the seat would throw Gagarin like a human cannonball into a safety net. Its main job, however, was to eject him from the descent module about 4 miles (7 km) above the ground. The hatch of the descent module blew off first. Exactly two seconds later, small rockets fixed to the base of the seat ignited to fire it out of the descent module.

Entry hatch

Types of spacecraft

Most spacecraft simply fly past or orbit their target, but some attempt to land. Landers may stay put on the surface or rove around. Probes such as Huygens are released by an orbiter to enter a planet's or moon's atmosphere. All types have power, communication systems, and scientific instruments onboard.

Flyby

Voyager 2, launched in 1977, flew past Jupiter, Saturn, Uranus, and Neptune. The only craft to have visited the outer two planets, it is now heading out into deep space.

Lander

Released by the Rosetta spacecraft, this refrigerator-sized lander touched down on the nucleus of a comet in late 2014. Philae took the first images from a comet.

Orbiter and probe


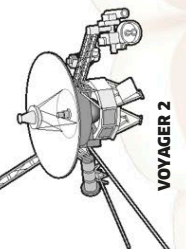
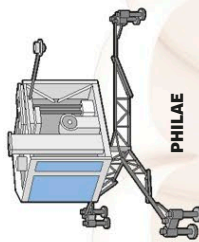
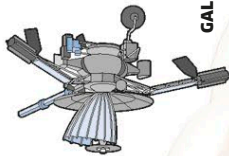
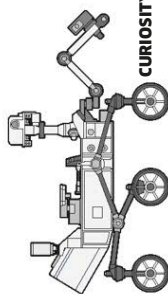
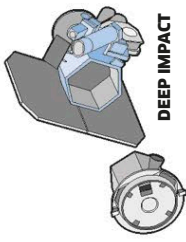
From 1995 to 2003, Galileo orbited Jupiter and flew close to its larger moons. It released a probe to study the top 100 miles (160 km) of Jupiter's atmosphere.

Rover

Four rovers have traveled across Mars, the most recent arrival being Curiosity in August 2012. Its task is to investigate whether Mars is, or was, suitable for life.

Flyby and impactor

As Deep Impact flew by the comet Tempel 1 in July 2005, it released an impactor that "bombed" the comet's surface, releasing gas and dust.



The main parachute was jettisoned after about 15 minutes of use, when a smaller parachute took over for the last 78 miles (125 km) of the descent.

The canopy measured 27 ft (8.2 m) wide when fully inflated.

Kevlar suspension lines, about 80 ft (24 m) long, secured the probe to the parachute canopy.

Main parachute

Made of nylon fabric, the main parachute opened about 100 miles (165 km) above the surface, when the probe was traveling at 180 mph (290 km/h).

Huygens probe

Named after Dutch scientist and mathematician Christiaan Huygens (the discoverer of Titan), this probe was designed to land on either solid ground or liquid, because no one knew what Titan was like. Almost three weeks after being released by Cassini in December 2004, Huygens began its descent to Titan's surface. Protected by a heat shield as it fell, instruments inside the probe studied Titan's atmosphere. Huygens collected and transmitted data throughout its fall and for about 1.5 hours after landing—on a soft but solid surface.

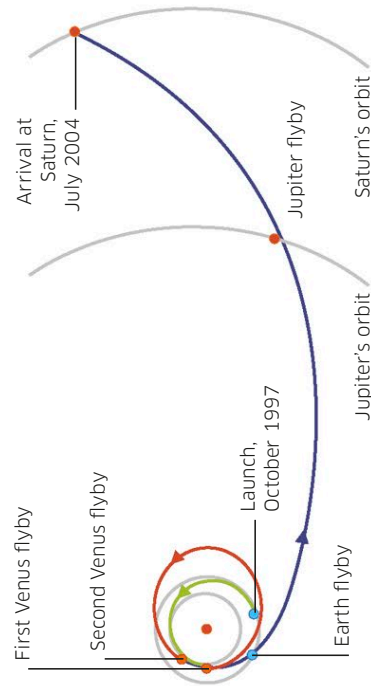
Space probes

Robotic spacecraft can work for years at a time in remote locations and in harsh conditions that humans could never endure.

Each craft is designed for a specific mission. It could be orbiting Mars, which is what Mars Express does, or traveling with a comet as it flies around the Sun, like Rosetta. Once these craft have reached their destinations, their onboard instruments test and record conditions on these faraway worlds. Some record conditions on these faraway worlds. Some craft, such as Cassini-Huygens, are two in one. Cassini, the bigger of the two, left Earth for Saturn in 1997 with Huygens attached to its side. After a seven-year journey, the pair arrived at the planet. Then Huygens started its own mission, parachuting down onto Titan, the largest of Saturn's many moons.

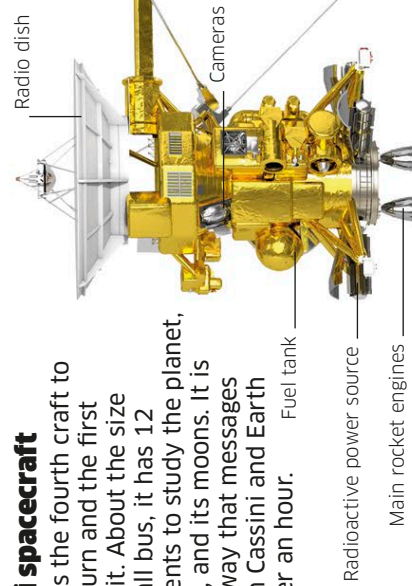
Getting there

On its way to Saturn, Cassini-Huygens got help from Venus twice, and Earth and Jupiter once each. Too heavy to fly direct, it flew by these planets and was boosted by their gravity, gaining enough speed needed to reach Saturn.



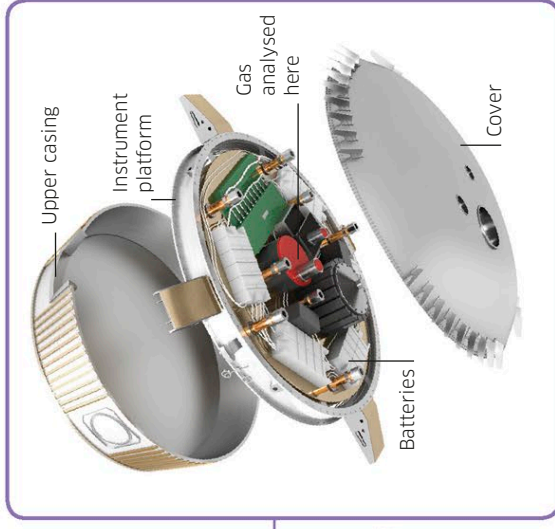
Cassini spacecraft

Cassini is the fourth craft to visit Saturn and the first to orbit it. About the size of a small bus, it has 12 instruments to study the planet, its rings, and its moons. It is so far away that messages between Cassini and Earth take over an hour.



Inside Huygens

Under Huygens's covers was a platform of instruments. Attached to the lower side of this platform were instruments that analyzed the gases in Titan's air and the materials on the ground. Another instrument measured the probe's landing speed and determined what the landing site was like.



Bridle

The three-legged bridle allowed Huygens to fall steadily, even in gusty winds. It also helped the probe to rotate slowly, so that its camera could scan Titan's surface and clouds.

Probe

Instruments inside the probe started to work once the main chute opened and the heat shield was released.

Four radar antennae on the probe measured the height above ground.

Atmospheric gases entered the probe through holes in the cover.

12 The number of asteroids visited by spacecraft.

3 billion miles (5 billion km) and 9.5 years—New Horizon's journey to Pluto.


Heat shield

A shield covered in heat-resistant tiles protected Huygens when it slammed into Titan's atmosphere and began to slow down. After doing its job, the shield dropped off.

Rovers


Most spacecraft that touch down on other worlds have to stay where they land. Rovers, however, are built to explore. These sophisticated robots are sent commands by radio signal from Earth but are programmed to find their own way around.

The smallest rovers are the size of a microwave oven; the largest are as big as a car. Solar panels provide power, and an internal computer serves as a rover's "brain." Rovers are packed with scientific instruments, from special cameras to onboard chemical laboratories. They use radio antennae to send their data and discoveries back to a control center on Earth.




Spirit rover

The rover Spirit, shown here, was one of a pair of identical rovers that landed on opposite sides of Mars in 2004. Spirit lost power in 2010, but its twin, Opportunity, is still working. It receives commands from Earth in the morning and sends back data in the afternoon, once it has finished traveling, taking pictures, and testing rock.



Rock drill

Opportunity uses a drill to grind the surface off rocks so it can obtain deeper samples for chemical analysis. The rock shown here, nicknamed "Marquette Island," is about the size of a basketball and is unlike any of the rocks around it. It may have been thrown out of an impact crater some distance away.



A radio antenna communicates with Earth.

An extendable "arm" with an elbow, a wrist, and a handful of tools can reach out to touch objects.

Wheels

The four corner-wheels have motors that make them swivel, allowing the rover to turn. It can turn fully around in place.



Panoramic camera

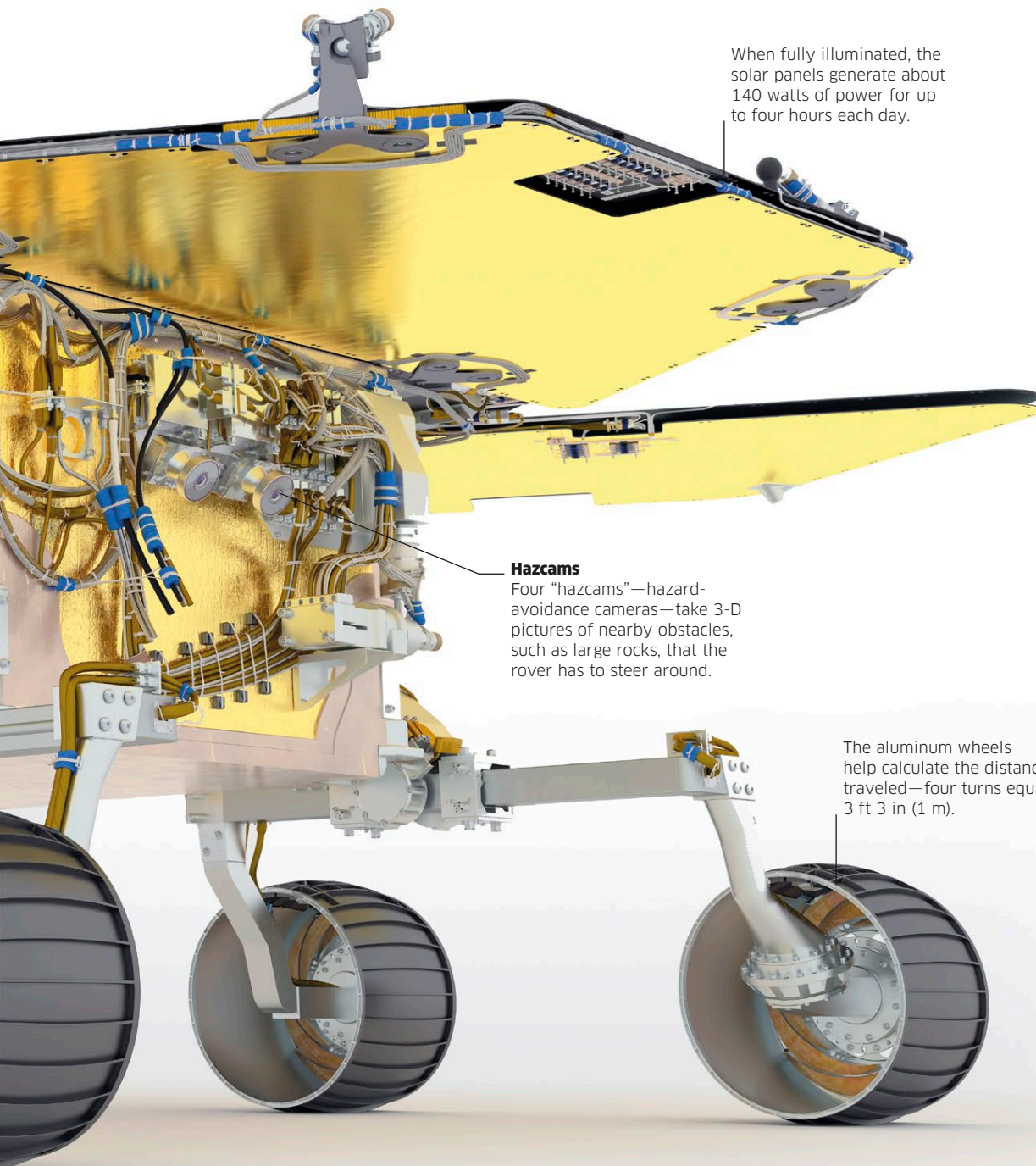
Four cameras held on a mast at head height serve as the rover's eyes. Two "pancams" take color photos of the Martian landscape, helping scientists choose places to visit. Two "navcams" take 3-D images of the ground, helping the rover plan its route.

Finding the way

Rovers are given destinations, but they find their own way there, using their cameras and onboard computers to calculate the safest path. They travel only an inch or two per second and stop every few seconds to reassess the route. Opportunity's top speed is 0.11 mph (0.18 km/h) but its average speed is a fifth of this.



TRACKS LEFT BY OPPORTUNITY



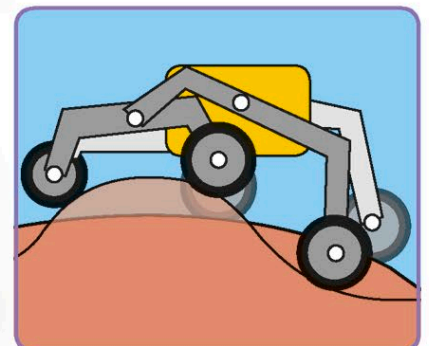
When fully illuminated, the solar panels generate about 140 watts of power for up to four hours each day.

Hazcams

Four "hazcams"—hazard-avoidance cameras—take 3-D pictures of nearby obstacles, such as large rocks, that the rover has to steer around.

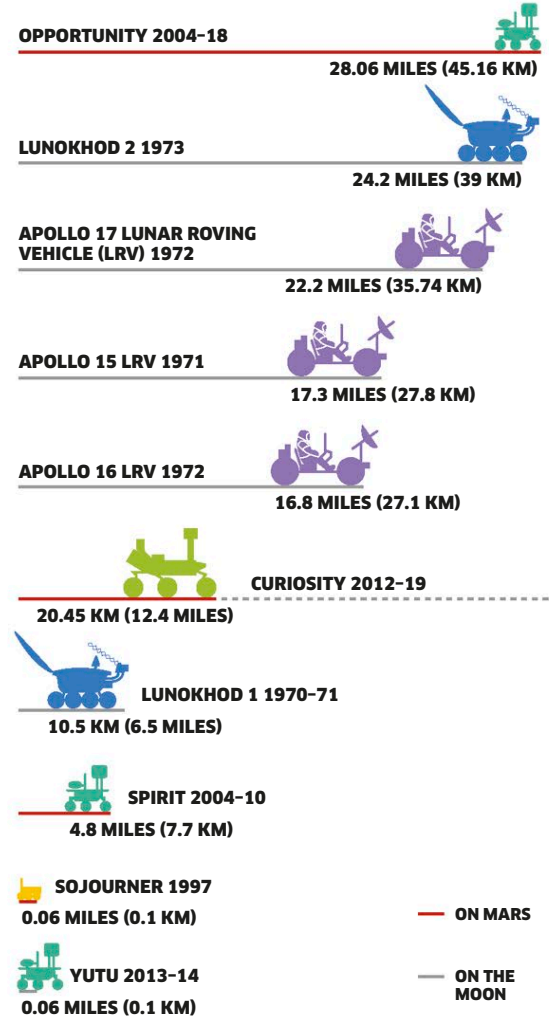
The aluminum wheels help calculate the distance traveled—four turns equal 3 ft 3 in (1 m).

Balancing act
The wheels are attached to the body by an arrangement called a rocker-bogie suspension. This clever system of levers allows the wheels to ride over bumpy ground while the rover's body stays level.



Rover records

Opportunity holds the record for the greatest distance traveled by a rover. The first rover to visit another world was Russia's Lunokhod 1, which landed on the Moon in 1970. The "lunar roving vehicles" that explored the Moon during NASA's Apollo missions were not robotic rovers but crewed vehicles designed to carry astronauts and equipment.



Back to Earth

Only the Descent Module returns to Earth—the other two modules are jettisoned and burn up in Earth's atmosphere. The Descent Module's thrusters control its return before it is slowed by a series of parachutes. Three-and-a-half hours after leaving the International Space Station, it lands in open country in Kazakhstan. The crew are helped out and flown away by helicopter.



This antenna transmits pulses to calculate the craft's position when docking with the International Space Station.

Orbital Module
The crew lives inside this module during orbit. It has a toilet, communication equipment, and storage.

Descent Module
The astronauts are here for the launch and return to Earth. The module's helmet shape stabilizes it during the parachute descent and keeps it at the right angle as it touches down at 3.4 mph (5.4 km/h).

Hatch
Astronauts pass through this hatch to enter the International Space Station.

Docking mechanism for joining the International Space Station

Explosive bolts push the modules apart for descent.

Seats

Periscope



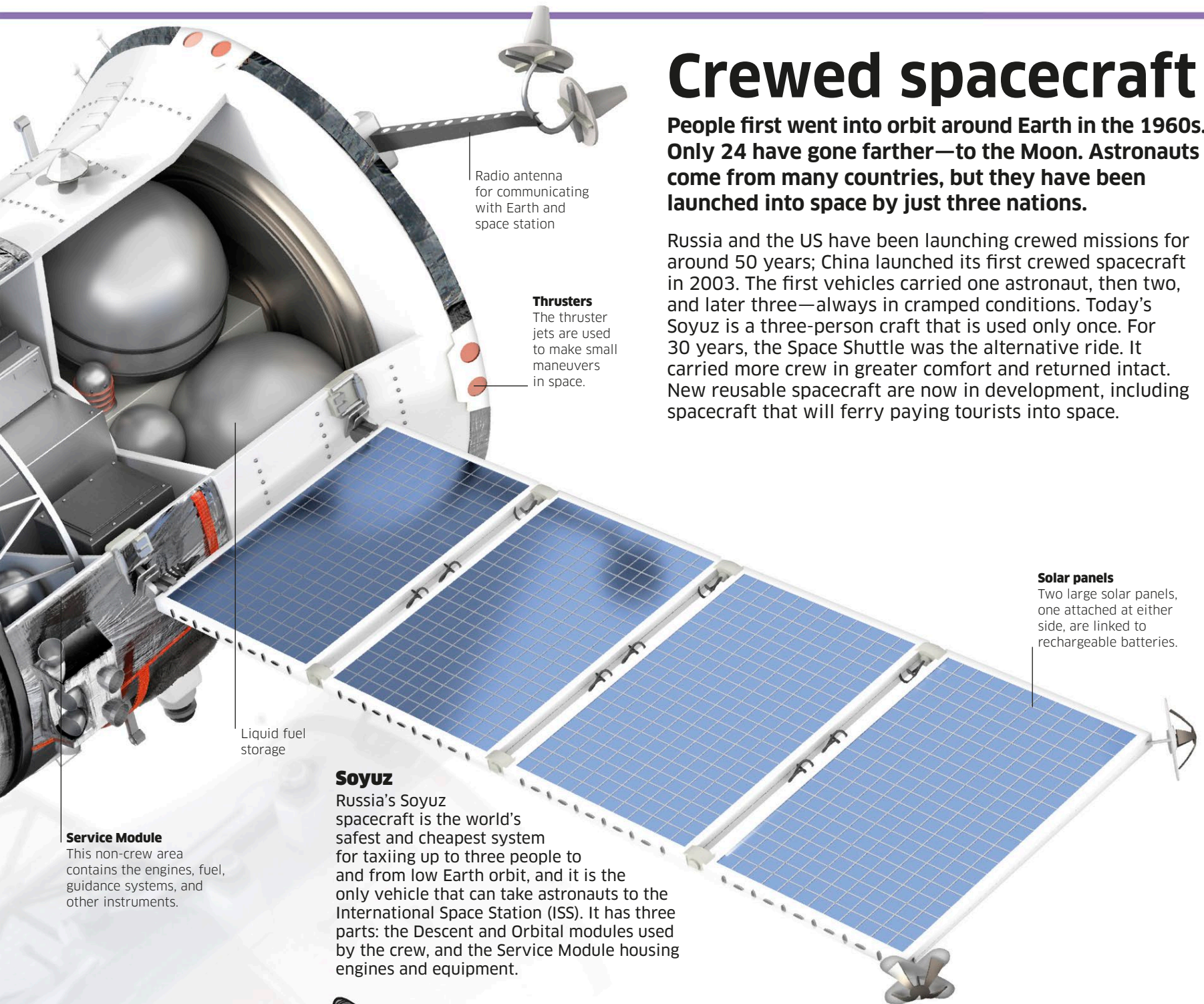
Cockpit

The crew of three sits elbow to elbow for launch and return. In front of them is the control desk with guidance and navigation controls to maneuver the craft. Above the desk is the hatch into the Orbital Module.

Crewed spacecraft

People first went into orbit around Earth in the 1960s. Only 24 have gone farther—to the Moon. Astronauts come from many countries, but they have been launched into space by just three nations.

Russia and the US have been launching crewed missions for around 50 years; China launched its first crewed spacecraft in 2003. The first vehicles carried one astronaut, then two, and later three—always in cramped conditions. Today's Soyuz is a three-person craft that is used only once. For 30 years, the Space Shuttle was the alternative ride. It carried more crew in greater comfort and returned intact. New reusable spacecraft are now in development, including spacecraft that will ferry paying tourists into space.



Radio antenna for communicating with Earth and space station

Thrusters
The thruster jets are used to make small maneuvers in space.

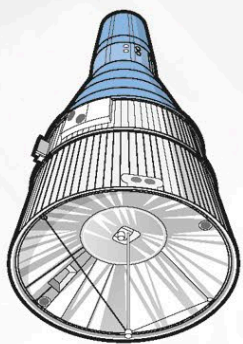
Liquid fuel storage

Solar panels
Two large solar panels, one attached at either side, are linked to rechargeable batteries.

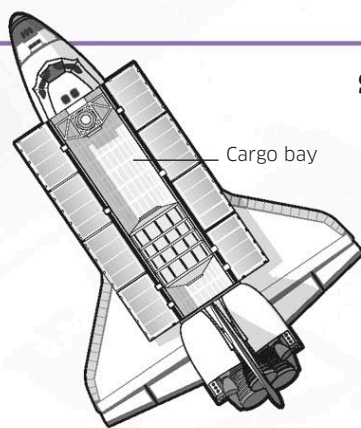
Service Module
This non-crew area contains the engines, fuel, guidance systems, and other instruments.

Soyuz
Russia's Soyuz spacecraft is the world's safest and cheapest system for taxiing up to three people to and from low Earth orbit, and it is the only vehicle that can take astronauts to the International Space Station (ISS). It has three parts: the Descent and Orbital modules used by the crew, and the Service Module housing engines and equipment.


Space vehicles




Gemini
One of the first US crewed spacecraft was Gemini, which took ten two-man crews into orbit in 1965–1966. There they carried out America's first spacewalk.



Space Shuttle
The five Space Shuttles flew crews of up to eight into space between 1981 and 2011. In total, the reusable Space Shuttle fleet completed 21,030 orbits of Earth.



SpaceShipTwo
The privately owned SpaceShipTwo is designed for future space tourism. Released above Earth by the White Knight aircraft, it uses a rocket to climb to the edge of space.



Dragon V2
This reusable craft, able to make at least ten flights, will carry future crews to the ISS and back. Launched by a Falcon 9 rocket, it will touch down back home on its landing legs.

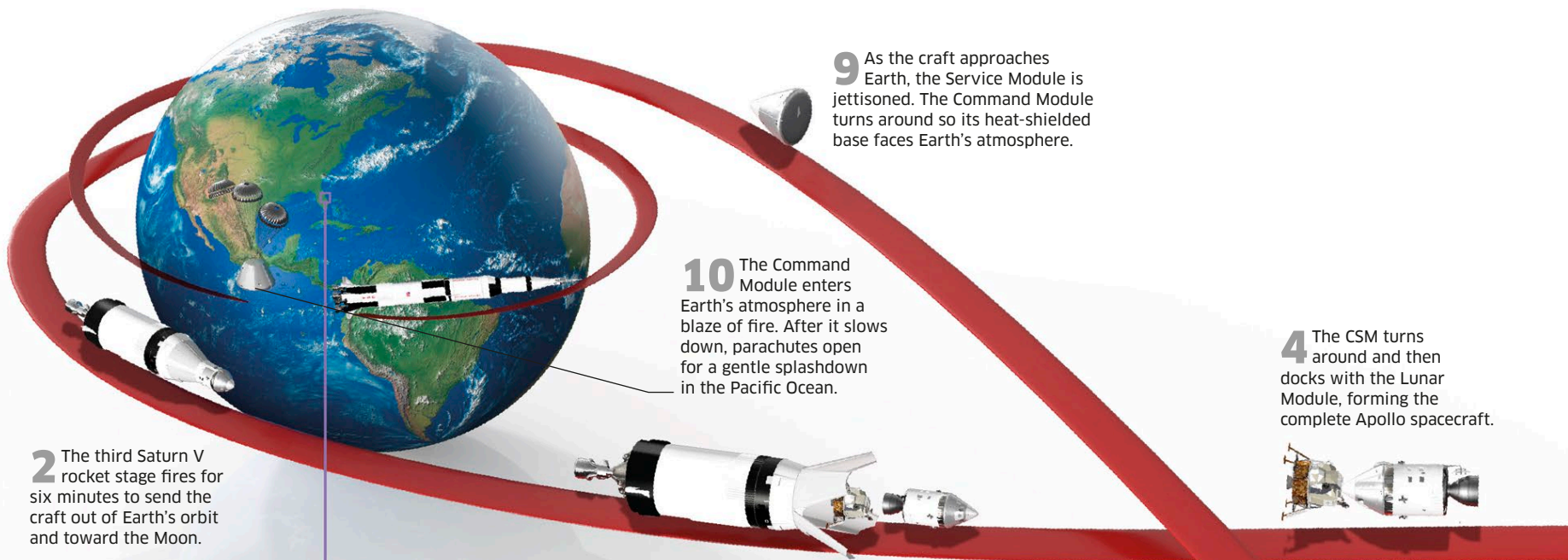


Space Shuttle

The Space Shuttle was the world's first reusable spacecraft, designed to carry a crew of 2-8 astronauts to space and back.

NASA's fleet of five Shuttles operated for 30 years, launching 135 times and spending a total of 3.6 years in flight. Launched with the aid of two disposable solid-fuel rockets, they reached orbit in only 8 minutes, accelerating from 0 to 16,000 mph (25,000 km/h). The shuttle program ended in 2011, having lasted twice the 15-year life span it was originally designed for.





2 The third Saturn V rocket stage fires for six minutes to send the craft out of Earth's orbit and toward the Moon.

9 As the craft approaches Earth, the Service Module is jettisoned. The Command Module turns around so its heat-shielded base faces Earth's atmosphere.



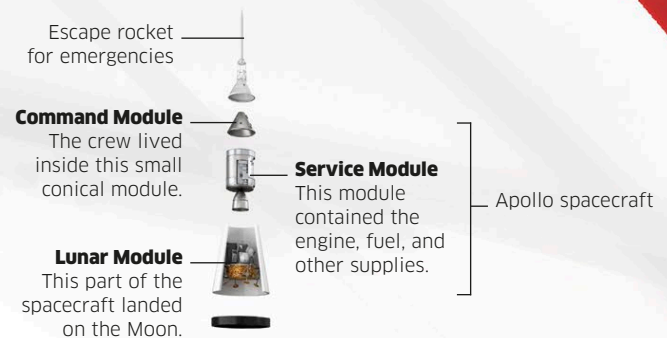
10 The Command Module enters Earth's atmosphere in a blaze of fire. After it slows down, parachutes open for a gentle splashdown in the Pacific Ocean.

4 The CSM turns around and then docks with the Lunar Module, forming the complete Apollo spacecraft.



1 Launch Each Apollo mission was launched from NASA's Kennedy Space Center in Florida. The three stages of the Saturn V rocket burned for about 12 minutes in total to put the spacecraft and the rocket's upper stage into orbit around Earth.

3 The combined Command and Service Modules (CSM) separate from the rocket. The panels protecting the Lunar Module open like petals.



Saturn V Standing 364 ft (111 m) high, the Saturn V launch vehicle was taller than the Statue of Liberty. The main body was made of three different rockets, or stages, stacked together. The Apollo spacecraft, tiny by comparison, was on top. The main rockets fired in sequence, each stage propelling the sections above to greater speeds and heights before running out of fuel and falling back to Earth.


Apollo program

The Apollo missions of the 1960s and '70s are the only space missions that have put people on another world. Reaching the Moon required an extraordinary three-part spacecraft and the largest rockets that have ever been launched.


Between 1969 and 1972, NASA launched six successful Apollo missions and put 12 astronauts on the Moon. Each mission took a crew of three men a total of 950,000 miles (1.5 million km) through space on a looping, figure-eight journey to the Moon and back. Launched by the gigantic Saturn V rocket—which had to be built anew for each trip—the astronauts traveled in an Apollo spacecraft made of three parts that could separate. The spider-like Lunar Module carried two men down to the lunar surface. The remaining crew member stayed in the cone-shaped, silvery Command Module, which also carried the crew home. Attached to this was the cylindrical Service Module, housing the spacecraft's rocket engine, fuel, and supplies.

Command and Service Modules

The Command and Service Modules flew as a single unit (the CSM) for most of each mission. Astronauts lived in the Command Module—the conical front part—which had five triple-glazed windows for viewing the Moon, Earth, and docking maneuvers. The living quarters were cramped and had very basic facilities, with no toilet. Instead, astronauts used plastic bags or a special hose connected to the vacuum of space.



5 The Apollo spacecraft sails to the Moon, a journey of about three days. It slows down to enter lunar orbit.



7 The Lunar Module separates from the CSM and lands on the Moon. The CSM stays in orbit with one astronaut on board.



8 The top half of the Lunar Module returns to orbit and docks with the CSM, allowing the crew to get back on board. The Lunar Module is then abandoned in space, and the CSM sets off for Earth.



6 Once the craft is safely in lunar orbit, two astronauts go through a hatch into the Lunar Module, ready for their descent to the Moon.



Mission control

The nerve center of each Apollo mission was the control room at Johnson Space Center in Houston, Texas. Here, scientists and engineers kept a round-the-clock watch over the spacecraft and talked to the crew via radio. The crew remained in continual radio contact with mission control, except when the spacecraft traveled behind the Moon.

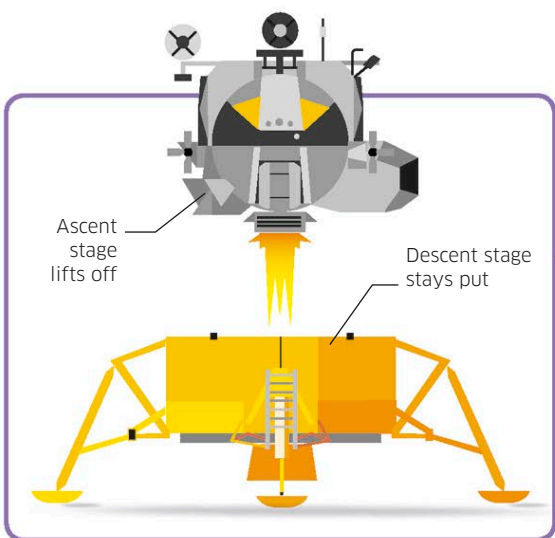


The Apollo program cost **\$24 billion** and employed **400,000** people at its peak.


Lunar lander


In the greatest adventure that humans have ever been part of, six Apollo spacecraft touched down on the Moon between 1969 and 1972. The 12 men who landed explored the lunar surface and returned with bags of precious rock samples.

The race to reach the Moon was won on July 20, 1969, when US astronaut Neil Armstrong became the first person to set foot on it. Armstrong flew to the lunar surface with colleague Buzz Aldrin in the Apollo 11 Lunar Module, nicknamed Eagle, while their colleague Michael Collins remained in orbit in the Apollo Command Module. Armstrong had to take manual control of the Eagle in the last minutes of a hair-raising descent after realizing the planned landing site was unsafe. He touched down with only 30 seconds' fuel left and then made his famous announcement to the whole world: "Tranquility Base here. The Eagle has landed."



Liftoff
When it was time to leave, the ascent engine fired. It lifted the ascent stage back into lunar orbit, where the craft docked with the Command and Service Modules. The two lunar astronauts moved back into the Command Module, stowing their rock samples and cameras. The ascent stage was then jettisoned to crash back into the lunar surface.






The Service Module housed Apollo's main engine and carried air, water, and fuel.

Probes detected the ground just before landing.

Apollo spacecraft

There were three parts to the Apollo craft. The crew traveled in the Command Module. Once at the Moon, two astronauts transferred to the Lunar Module for the descent to the surface. The third stayed in the combined Command and Service Modules, orbiting the Moon while awaiting their return. The Command Module was the only part of Apollo to return to Earth.



Thrusters
Small thruster jets kept the ascent stage stable during its flights to and from the lunar surface.

Lunar Module

Although the Lunar Module's spiderlike design looks fragile, it flew only in the vacuum of space and didn't need a streamlined shape. Its upper part—the ascent stage—was home to the astronauts during their time on the Moon. They found its cabin tiny, noisy, dusty, and so brightly lit by the Sun that sleep was impossible. The descent stage powered the craft to the surface. It later acted as a launch pad for the ascent stage to return to orbit.


Foil space blankets protected fuel containers and other vital parts from extreme swings in temperature.

Four adjustable legs made sure the Lunar Module was level on the Moon's surface.

More than 500 million people watched Neil Armstrong on live TV when he left the Lunar Module and stepped onto the Moon.

Lunar gravity


Gravity on the Moon is only one-sixth as strong as gravity on Earth. Not only do all things on the Moon weigh one-sixth of their Earth weight, but lunar hills are also six times easier to climb. And, as Apollo 16's commander John Young found out, you can jump six times higher on the Moon's surface.



Memento

Apollo craft and equipment, including six descent stages and three moon buggies, are still on the Moon. David Scott and James Irwin of Apollo 15 left other mementos in the dusty soil: a list of 14 American and Russian astronauts who lost their lives, and a small figure representing a fallen astronaut.





Radio antenna for sending TV signals to Earth

A wire-mesh radio dish folded out like an umbrella to focus radio signals.

The color TV camera could be remotely operated from Mission Control. It was used to film the Lunar Module's liftoff from the Moon.

Radio antenna for transmitting speech and other sounds

A handheld movie camera could be mounted by the driver's seat.

Driver's seat

Instrument panel

Aluminum body

Tires of woven steel wire with V-shaped treads gave much better grip than rubber in the lunar dust.


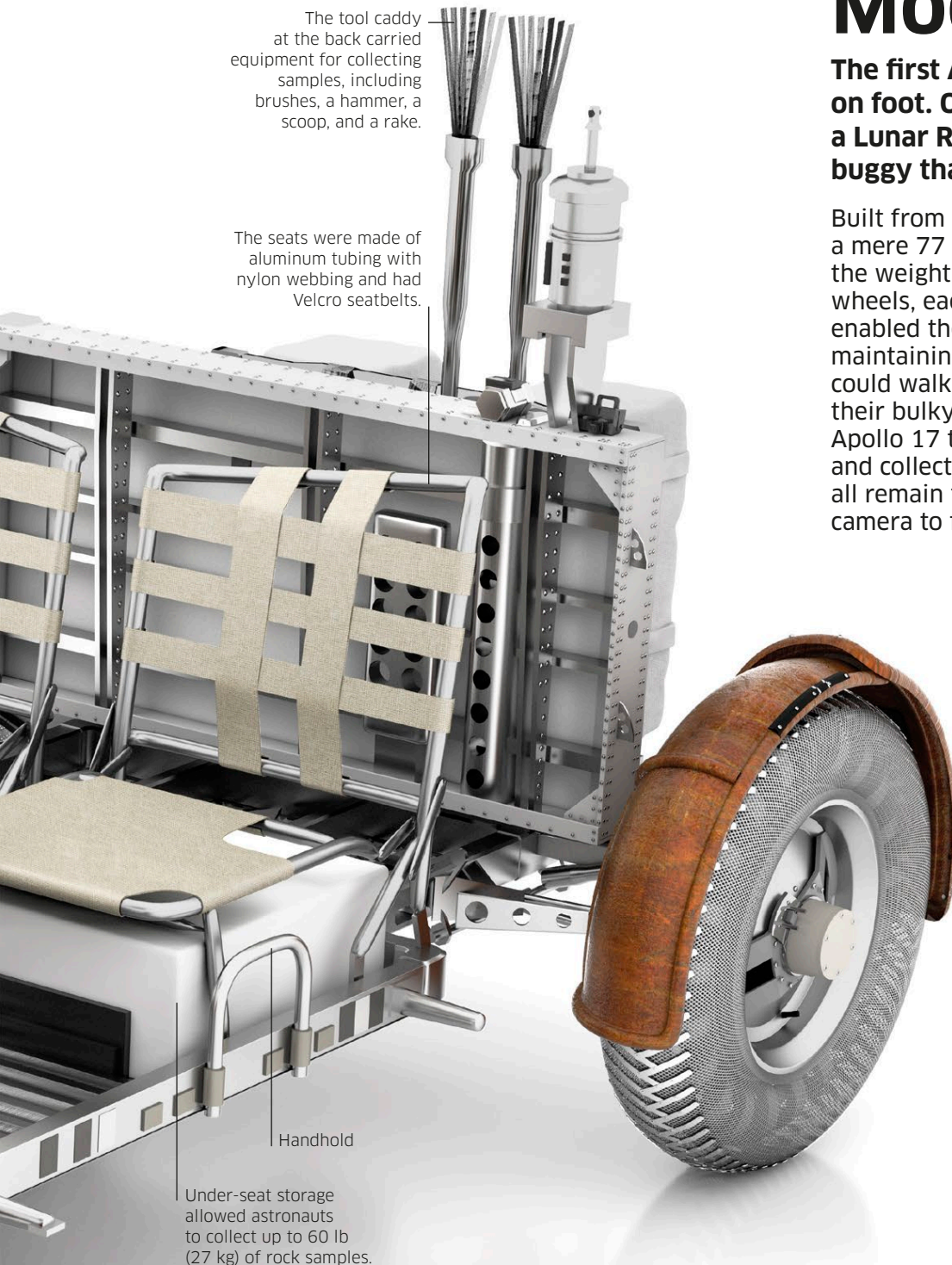
The vehicle was powered by two large batteries inside this compartment.

Fenders were essential to keep dust from flying. When one fender broke off during the Apollo 17 mission, the astronauts made a replacement out of maps.

Moon buggy

The first Apollo astronauts had to explore the Moon on foot. On the last three missions, astronauts took a Lunar Roving Vehicle (LRV)—a battery-powered buggy that allowed them to travel for miles.

Built from the lightest materials possible, the LRV weighed a mere 77 lb (35 kg) in the Moon's low gravity—about twice the weight of a mountain bike on Earth. Four sturdy metal wheels, each equipped with its own motor, steering, and brake, enabled the LRV to ride safely over craters and rocks while maintaining grip in the loose lunar dust. Apollo 11 astronauts could walk only 330 ft (100 m) or so from the landing site in their bulky suits, but with the LRV to carry them, the crew of Apollo 17 traveled a total of 22 miles (36 km) as they explored and collected samples. Three LRVs were sent to the Moon, and all remain there today. Their last job was to use an onboard camera to film their drivers lifting off for the return to Earth.

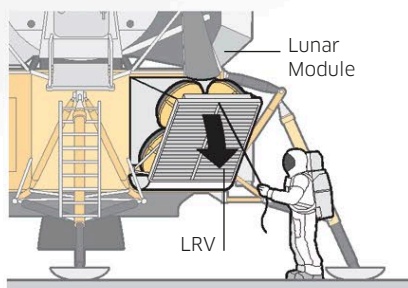


Controls

The instrument panel showed speed, direction, tilt, battery power, and temperature. The LRV had no steering wheel. Instead, the driver used a T-shaped controller to steer, accelerate, and brake. The LRV also had a map holder and storage space for tools and rock samples.

Unpacking the LRV

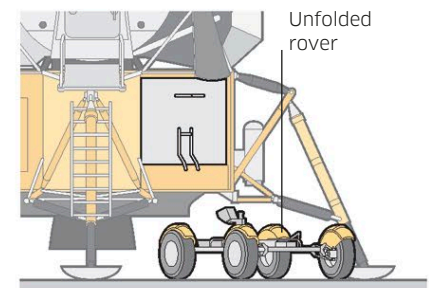
The LRV was designed to fold flat so it could travel to the Moon attached to the side of the Lunar Module. One astronaut had to climb the ladder and undo the clips that held the LRV securely in place so it could be pulled down.



1 LOWERING THE LRV Getting the LRV down to the ground required both astronauts to pull on a series of straps in careful sequence. Pulleys took care of the rest.



2 CHASSIS UNFOLDS Lowering the LRV caused the rear wheels to fold out and lock into place automatically. The rover's seats were now facing upward.




3 LRV DISCONNECTED The front wheels also unfolded and locked in place automatically. Finally, the astronauts raised the seats and other parts by hand.

Spacesuit

A modern spacesuit is far more than just protective clothing. It serves as a wearable spacecraft, creating a safe, Earth-like environment for the human body.

In the early days of space travel, a spacesuit was made in one piece, tailored to fit the astronaut who would wear it. Today, astronauts working outside the International Space Station wear a one-size-fits-all suit made of many parts. A semi-rigid top fits onto pants, and a helmet, gloves, boots, and life-support backpack all go on top. Beneath the suit is a comfortable, one-piece garment containing tubes of flowing water to keep the body cool. On the outside of the suit are controls, tethers that attach the astronaut to the space station, and tools for the jobs to be done.



Life-support backpack
This contains oxygen, a battery, a two-way radio, water-cooling equipment, and a warning system. It also removes exhaled carbon dioxide.

Cap with earphones and microphone

Ventilation garment keeps astronaut cool

Rigid fiberglass shell

Checklist of jobs

Helmet lights

TV camera

Gold visor blocks out the Sun's glare

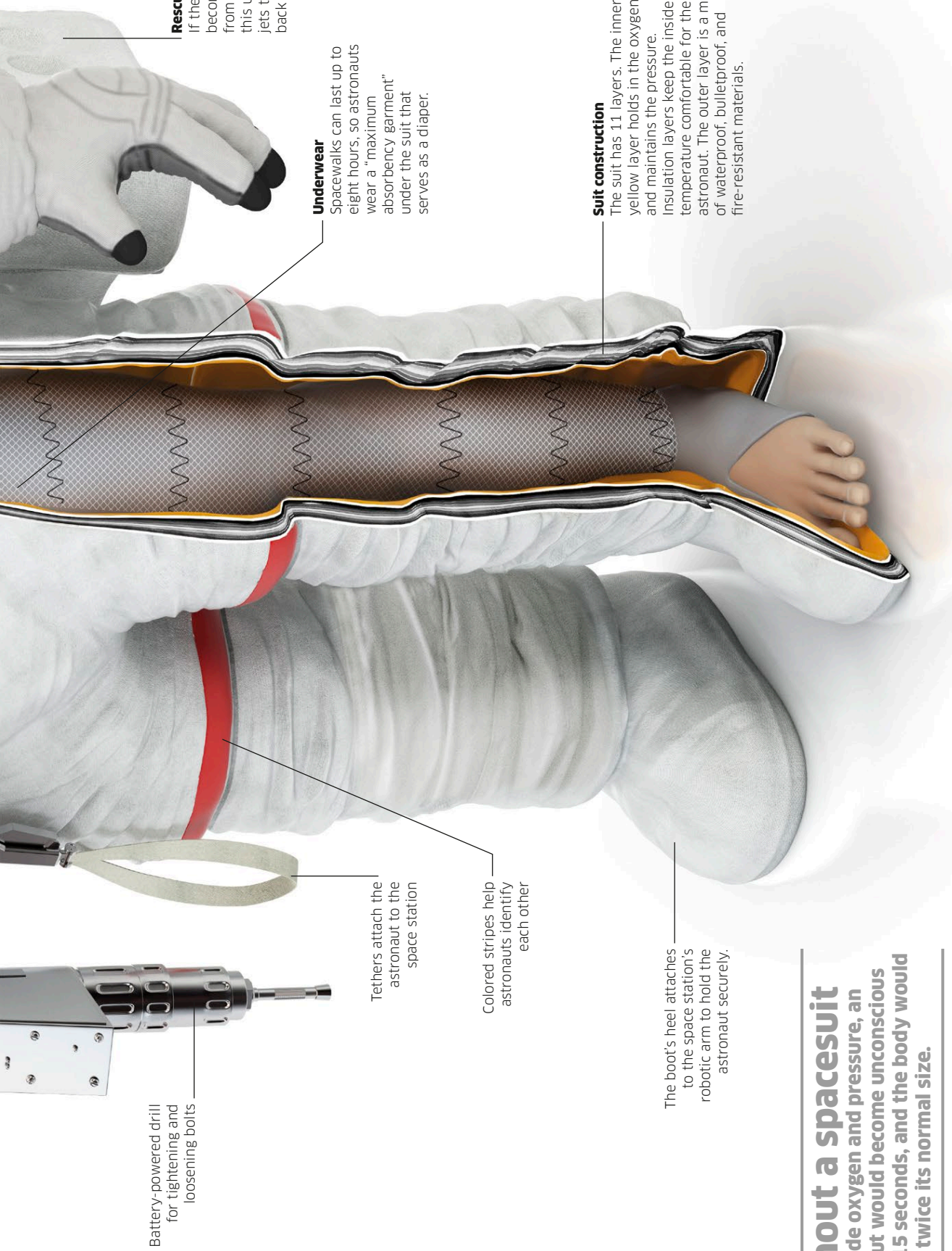
Drink bag

Display and control box for life-support backpack

Tool belt

Mirror to read control box dials

Gloves with heated rubber fingertips



Battery-powered drill for tightening and loosening bolts

Tethers attach the astronaut to the space station

Colored stripes help astronauts identify each other

The boot's heel attaches to the space station's robotic arm to hold the astronaut securely.

Rescue unit

If the astronaut becomes separated from the space station, this unit has thruster jets to fly him or her back to safety.

Underwear


Spacewalks can last up to eight hours, so astronauts wear a "maximum absorbency garment" under the suit that serves as a diaper.

Suit construction

The suit has 11 layers. The inner yellow layer holds in the oxygen and maintains the pressure. Insulation layers keep the inside temperature comfortable for the astronaut. The outer layer is a mix of waterproof, bulletproof, and fire-resistant materials.


Without a spacesuit to provide oxygen and pressure, an astronaut would become unconscious within 15 seconds, and the body would swell to twice its normal size.

Spacesuit evolution
Early astronauts went into space but never left their craft. They wore pressure suits like those used by fighter pilots. As the role of astronauts changed to include "spacewalks" outside the craft, their clothing evolved. Today, astronauts wear a flight suit for journeys, casual clothes when in the space station, and a spacesuit for spacewalks.




Helmet
Aluminum-coated nylon gave the suit a silver color

Mercury
America's Mercury astronauts, who flew between 1961 and 1963, wore silver pressure suits with straps and zippers for a snug fit.




Apollo
The astronauts who went to the Moon in the late 1960s used the same flexible suit for both flying and walking on the lunar surface.




Inner pressure helmet
Inner layers of Apollo suit (outer "white" layers are not shown)

First shuttle suit
In 1981 the first shuttle astronauts wore an escape suit based on a US Air Force pressure suit. A bright orange version was later introduced.



Communications cap under helmet

Today's suit
The suit currently used for spacewalks on the International Space Station is called the Extravehicular Mobility Unit.



Impact-resistant plastic helmet
White stands out against the blackness of space



РОСКОСМОС

ОЛАН-МК
4

BAVHOH
PE3 OCH
PE3 OCH
NHK
ABAP OTKY

TEHNO
O
S
3
HONDA

021031010120

A photograph of an astronaut in a white space suit with yellow gloves, floating in space. The astronaut's right hand is raised, showing a white rectangular device on the back of the hand. The background is a vast view of Earth from space, showing blue oceans, white clouds, and the dark curvature of the planet against the blackness of space. The astronaut's suit has a small Russian flag patch on the sleeve and a label that reads "ГТ-10KM-2-0130120".

Spacewalk

The airless vacuum of space is deadly to the human body. Without a suit, an astronaut would die in under a minute.

Because there's no air pressure in space to keep water in its liquid state, body fluids would boil in seconds if an astronaut didn't wear a pressurized spacesuit. The suit also shields the body from the ferocious heat of the Sun and the extreme cold of shadows. Here, a Russian astronaut works on the International Space Station. Orbiting Earth at 5 miles (8 km) per second, he circles the planet every 92 minutes, plunging into the freezing blackness of night every 46 minutes before reemerging into dazzling daylight.

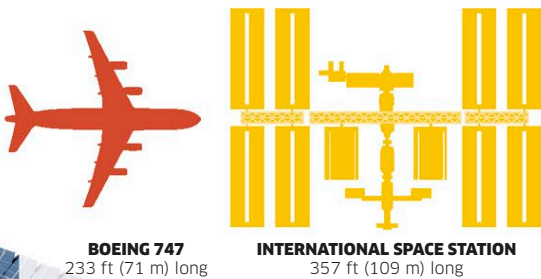
Space stations

Only three people have spent more than a year continuously in space, all of them on board a space station. These giant orbiting spacecraft allow astronauts to spend long periods living and working off the planet.

A total of ten crewed space stations have orbited Earth since 1971. The first one, Salyut 1, was small enough to be launched in one piece but had room for three people. Larger space stations are built in orbit by joining roomlike parts called modules, which are constructed on Earth and launched separately. Astronauts used this method to build the International Space Station (ISS), putting the first parts together in 1998. It is the largest human-made object ever to orbit Earth and is easily visible to the naked eye, looking like a bright star that sweeps across the sky in just a few minutes. The ISS is used for scientific research, but space stations may one day be used as staging posts for crewed missions to the planets.

How big is it?

The ISS is about the size of a soccer field, and is more than 50 percent longer than a Boeing 747 (the world's longest passenger aircraft). It weighs about 450 tons, which is about as much as 375 average cars.




BOEING 747
233 ft (71 m) long

INTERNATIONAL SPACE STATION
357 ft (109 m) long

Orbit

Traveling at 17,100 mph (27,600 km/h), the ISS circles Earth about every 90 minutes, crossing from southern to northern hemisphere and back again. Because Earth rotates, the ISS passes over a different part of the planet on each pass, tracing out the blue line below.



International Space Station

Inside, the ISS is as spacious as a six-bedroom house. Most of the space is taken up by work areas such as laboratories. The crew of six works nine hours a day, five days a week, performing experiments and exercising to stay in shape.

Kibo

The largest module is this Japanese science laboratory, used for a wide range of science experiments.

Canadarm2

This robotic arm with seven motorized joints moves equipment and astronauts.

Harmony

This US module has four small wall closets that serve as bedrooms.

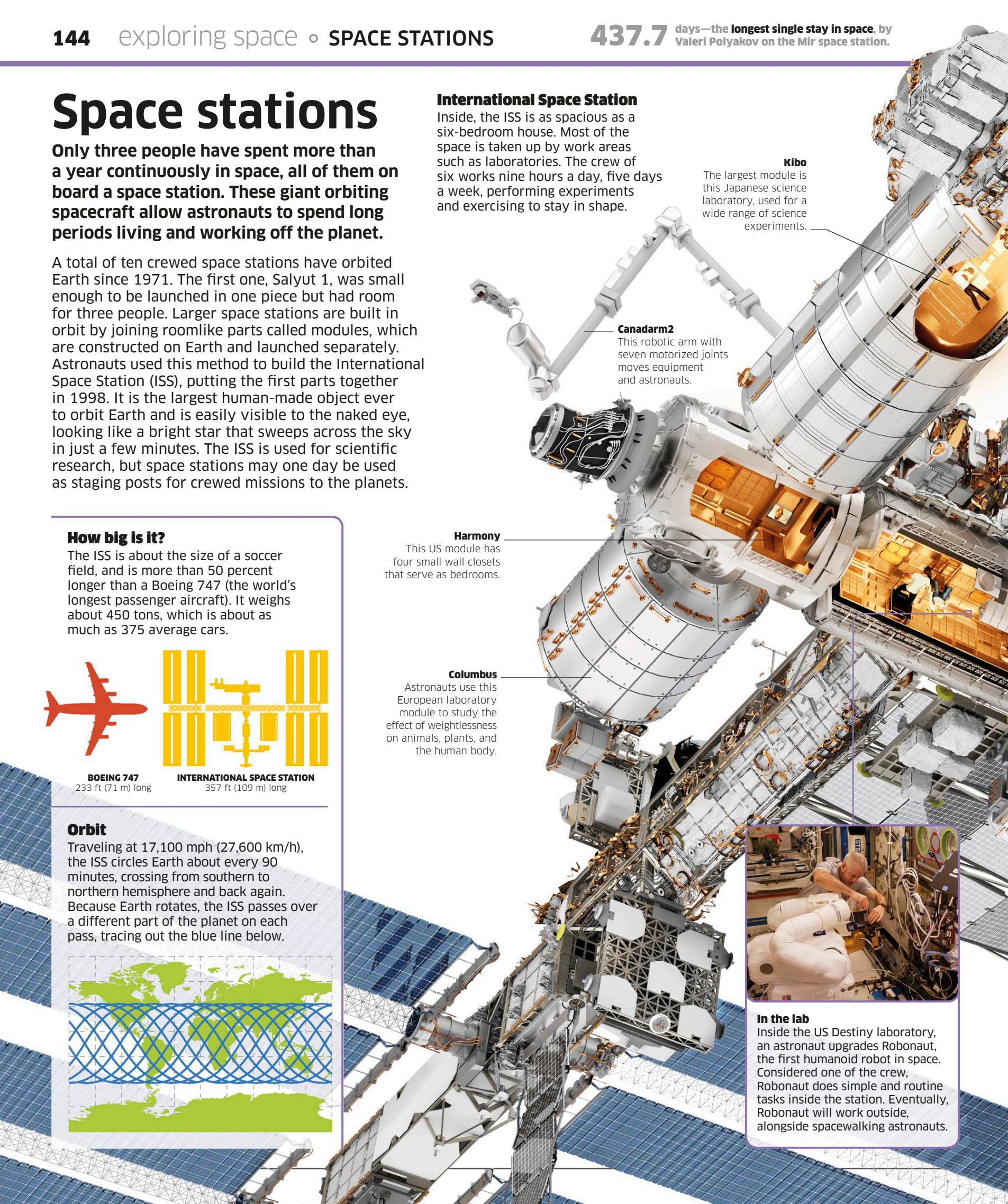
Columbus

Astronauts use this European laboratory module to study the effect of weightlessness on animals, plants, and the human body.



In the lab

Inside the US Destiny laboratory, an astronaut upgrades Robonaut, the first humanoid robot in space. Considered one of the crew, Robonaut does simple and routine tasks inside the station. Eventually, Robonaut will work outside, alongside spacewalking astronauts.



48 days (1,152 hours) of spacewalks were needed to build the ISS.

Tranquility
Inside this US module is a toilet and an exercise machine.

Mating adapters allow spacecraft and modules to dock with the ISS.



Room with a view

Astronauts can look outside from the cupola, a dome-shaped module with seven windows that face Earth. They use the cupola to operate the station's robotic arm or to watch spacewalks and visiting craft. When work is done, it's a great place to gaze at our planet far below.

Radiators remove excess heat from the ISS.

Solar panels power the ISS, generating electricity for everyday life and science experiments.

Zarya
The Zarya module was the first part of the ISS to go into space.

Soyuz
Astronauts travel to and from the ISS in Soyuz spacecraft.

Quest airlock
Astronauts use a hatch in this module to go outside the station on spacewalks.

Leonardo
Once used to transport cargo, this module is now used for storage.

Zvezda
This Russian module includes sleeping quarters for two, a refrigerator, a freezer, an exercise bicycle, and a toilet.

Future exploration

Although no humans have left Earth orbit since the last Apollo Moon mission in 1972, many proposals have been made to send astronauts farther afield, with Mars being the most ambitious target.

The US space agency NASA has no plans to send astronauts back to the Moon, but China and Russia both hope to launch crewed lunar missions in coming decades. NASA hopes to land astronauts on an asteroid by 2025 and on Mars in later decades, but the costs, technical challenges, and risks involved in a human mission to Mars are enormous. In the meantime, robotic spacecraft and rovers are likely to continue exploring the solar system, advancing our knowledge of the planets without the dangers or costs of crewed expeditions.

Martian base

This artist's impression shows one proposed idea for a Mars base. The main building is constructed from a series of landers that arrive separately and are joined together by robotic rovers already on the ground. The technology needed to build a base of this sophistication may not exist for decades.

Because Mars has a thin atmosphere and a weak magnetic field, dangerous levels of radiation reach the surface. Living quarters would need to be heavily shielded or underground.

Landers bring supplies of air and water.



Martian soil contains ice that could be melted to produce drinkable water and oxygen.



Greenhouse

Long-term settlers on Mars would have to produce their own food in greenhouses. The plants would need a large supply of water, which would be difficult to provide, as well as warmth, air, and artificial light. Growing plants outdoors on Mars would be impossible—the temperature is too low and there is no liquid water.





Living quarters

Because buried dwellings would have no windows, settlers would use screens to see outside and to keep in touch with Earth. However, live conversations with Earth would not be possible because radio signals from Mars take about 40 minutes to get there and back.

Inflatable homes

Constructing large buildings on Mars would be impossible, so settlers would either have to live inside landers or bring cleverly packaged dwellings that could be erected simply. One solution might be to use inflatable dwellings. Because the air pressure on Mars is very low, any dwellings would need to withstand being filled with pressurized air.



Solar panels provide power. Although Mars is farther from the Sun than Earth, its thinner air lets more solar energy reach the ground.

Space tourism

Only a handful of people have paid to go into space as tourists, all of them spending time on the International Space Station. One enjoyed his stay so much he went back again. In years to come, private companies may offer new ways for people to visit space as tourists.



World-view balloon

This high-tech balloon ride will give six tourists a near-space experience. At 20 miles (32 km) above Earth, they'll see dark space above and our blue planet below.



SpaceShipTwo

A two-and-a-half-hour trip aboard SpaceShipTwo will take tourists just beyond the edge of space. They'll have six minutes to float around the cabin in weightlessness before returning.

The search for life

The universe is a huge place. In our home galaxy, there may be as many as 100 billion stars with planets, yet our galaxy is just one of perhaps 200 billion galaxies. It seems unlikely, therefore, that Earth is the only place with life. Large telescopes all over the world are searching space for evidence that life could exist elsewhere. We probably won't come across any little green men—in fact, it may be hard to recognize life if we do find it. An unexplained radio signal, a hint of hidden water, a rock that might contain tiny fossils: these are the sorts of clues scientists are looking for.

IS ANYBODY OUT THERE?


In 1961, astronomer Frank Drake devised a method for estimating how many civilizations might be sending out radio signals in our galaxy. Known as the Drake equation, this formula involves seven factors, written as symbols, which have to be multiplied together. The values of some of the factors can only be guessed at, so the equation gives only a very rough idea of our chances of finding extraterrestrials.

RADIO SIGNALS

If alien civilizations do exist somewhere, it's possible they have discovered how to use radio waves to send signals to each other, just as we do with phones, TV, and radio broadcasts. So one way of finding aliens is simply to search for their radio signals traveling through space. SETI (search for extraterrestrial intelligence) projects do this, using huge radio dishes to scan the skies for distinctive signals. We can also use radio telescopes to send out our own messages, aiming them at likely destinations in our galaxy. So far, neither approach has brought success.

The Wow! signal

In 1977 a scientist at an American radio observatory noticed that a signal from space was unusually strong. Thrilled that it might be a message from aliens, he wrote "Wow!" on a printout. The Wow! signal was never detected again.



Searching the skies

The Arecibo radio telescope in Puerto Rico is the largest single-dish radio telescope ever built, measuring more than 1,000 ft (300 m) wide. This telescope sometimes searches for alien radio broadcasts at the same time as making regular astronomical observations.



Number of alien civilizations that are sending out radio signals

N

=

R*

The rate at which new stars form in our galaxy each year

x

f_p

The fraction of such stars that have a family of orbiting planets

n_e

For each star, the number of planets that have the right conditions for life

The fraction of such planets on which life appears

f_l

f_i

The fraction of life-supporting planets on which intelligent life develops

The fraction of civilizations that develop radio technology

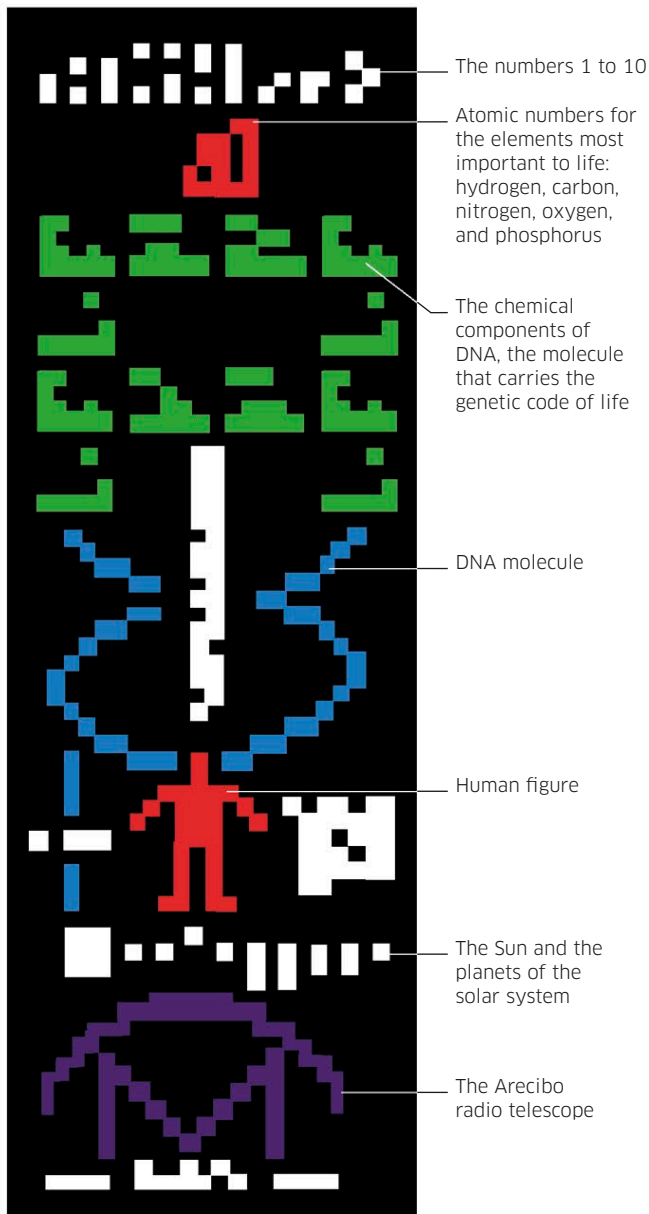
f_c

The life span of each civilization, judged by how long it continues to send messages

L

The Arecibo message

In 1974, astronomers used the Arecibo radio telescope to send a coded message toward a star cluster 25,000 light-years away. The signal lasted three minutes and consisted of a stream of binary numbers that, when decoded, forms a simple picture telling aliens about life on Earth. Since the signal will take 25,000 years to reach its target—and any reply will take another 25,000 years to come back—the message was symbolic rather than a serious attempt to communicate.

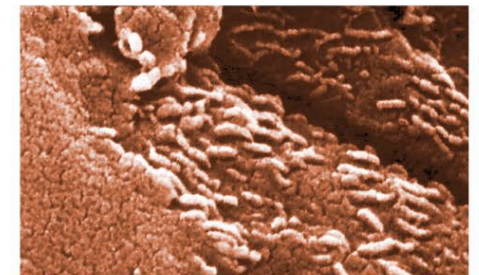



SEARCHING THE SOLAR SYSTEM

Although we have yet to find evidence of life in other parts of our solar system, spacecraft have found evidence of liquid water, which is vital to life on Earth. Hidden oceans exist under the surface of some moons, and water almost certainly once flowed on Mars.

Mars

Photographs of Mars strongly suggest that water has flowed across its surface in the past, if only for brief periods. Long ago, Mars may have been warmer and wetter, allowing rivers and lakes to exist on the surface. Future Martian landers may try to find out whether there are any buried fossils from Mars's remote past.






Martian meteorite

In 1996, scientists amazed the world when they announced the discovery of what looked like fossilized bacteria inside a Martian meteorite found in Antarctica. This evidence of extraterrestrial life seemed so strong that US president Bill Clinton made a televised statement about the discovery. Since then, scientists have argued about the structures inside meteorite ALH84001, which some claim are merely mineral deposits.

Under the ice

Hidden below the icy surface of Jupiter's moon Europa (left), there likely exists a huge saltwater ocean, warmed by strong tides. Since water and warmth are key to the development of life, Europa is high on scientists' list of solar system locations to search for life. Saturn's moon Enceladus probably also has a liquid-water ocean beneath an ice covering, and this too might be a place that could harbor life.





THE NIGHT SKY

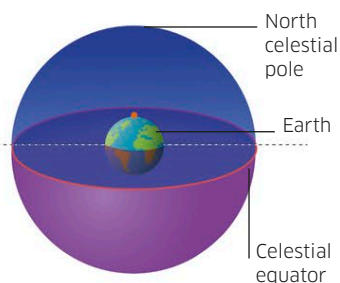
You don't need to board a rocket to see space—just walk outside on a clear night and look up. The constellations are easy to see with the naked eye, but with binoculars you can see more—from the moons of Jupiter to starbirth nebulas and even whole galaxies.

The celestial sphere

The celestial sphere is an imaginary sphere around Earth on which any object in the sky can be precisely mapped, just as locations on Earth can be mapped on a globe. Different parts of the sphere are visible from different areas of Earth, and because our planet is continually rotating, different areas of the sphere come into view over the course of a night. Stars and other distant objects stay fixed in more or less the same place on the celestial sphere for long periods of time, but objects in the solar system, such as the Sun, Moon, and planets, are always moving.

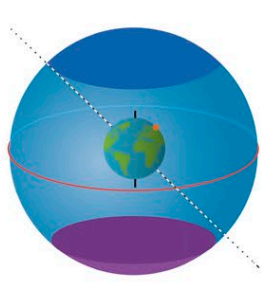
THE SPINNING SKY

It's impossible to see the whole celestial sphere at once because Earth gets in the way. However, because Earth rotates and travels around the Sun, different parts of the celestial sphere come into view at different times. How much you can see, and how the stars move, depends on where on Earth you live.



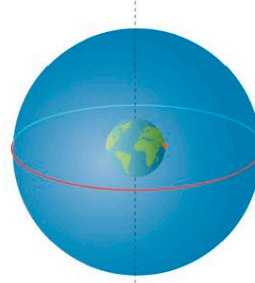
View from the North Pole

From here you can only see the northern half of the celestial sphere—the other half is never visible. As Earth rotates, the stars move in circles around the celestial pole, which is directly overhead.



View from mid-latitudes

From mid-latitude regions such as the US and Europe, you can always see the constellations around the celestial pole, but the other constellations change during the night and during the year.

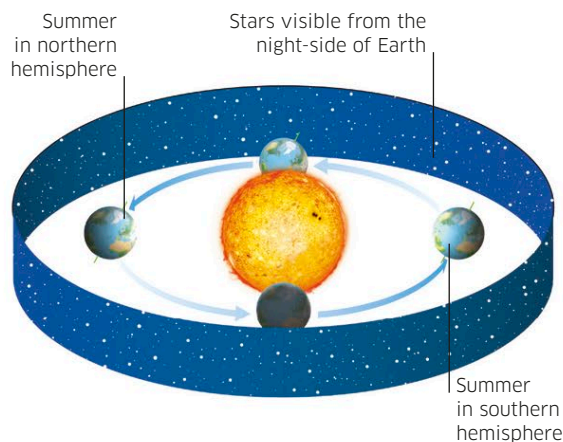


View from the equator

From the equator, you can see the whole of the celestial sphere over the course of a year. The north and south celestial poles lie on the horizon, making polar constellations hard to see.

Through the year

Earth's night-side faces different parts of the celestial sphere over the course of the year as we orbit the Sun. Because of this, different constellations come in and out of view as the months pass. Stars are easiest to see in winter, because the nights are longer and the darkness is much deeper. In summer, nights are shorter and the sky doesn't get so dark, so stars look fainter.



WHAT IS THE CELESTIAL SPHERE?

Think of the celestial sphere as a giant glass ball around Earth with stars pinned to its surface. Because Earth rotates, the celestial sphere also appears to rotate. Like Earth, it has north and south poles and is divided into northern and southern hemispheres by an equator. We can pinpoint any location on Earth with measurements called latitude and longitude. The celestial sphere uses a similar system but the numbers are called declination and right ascension.

Lines of declination measure positions north or south of the celestial equator.

The Sun and planets appear to move around the sky close to a line called the ecliptic.

The celestial equator lies directly above Earth's equator.

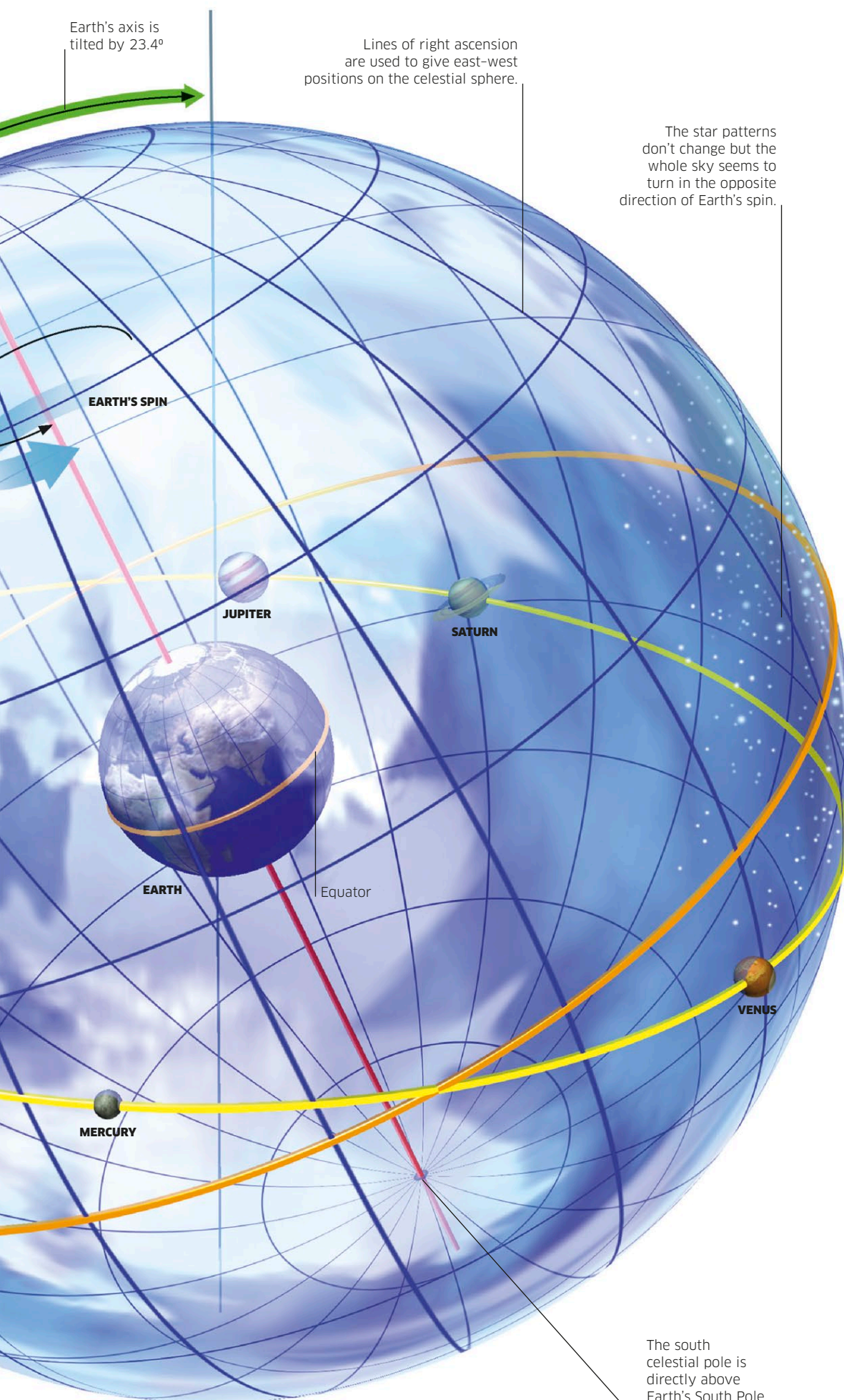
Earth's axis

North celestial pole

MARS

SUN

Sun's motion



ORIGINS

In ancient times, people didn't know that Earth rotates, so they naturally thought that the Sun and stars were moving around us. Ancient stargazers thought Earth was the center of the universe, surrounded by a set of glass spheres—one for the stars and separate spheres for the Moon, each planet, and the Sun.



ILLUSTRATION OF THE COPERNICAN SYSTEM, 1661

Sun in the middle

About 500 years ago, Polish astronomer Nicolaus Copernicus realized he could predict the movements of the planets better by assuming the Sun was in the middle rather than Earth. His revolutionary theory showed that Earth was not the center of creation.

The zodiac

The Sun's path along the ecliptic takes it through 13 constellations: 12, called the signs of the zodiac, have long been seen as having special significance. The 13th, Ophiuchus, is often overlooked.



ARIES
(THE RAM)




TAURUS
(THE BULL)



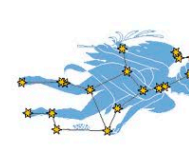
GEMINI
(THE TWINS)



CANCER
(THE CRAB)



LEO
(THE LION)



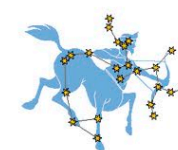
VIRGO
(THE VIRGIN)



LIBRA
(THE SCALES)



SCORPIUS
(THE SCORPION)



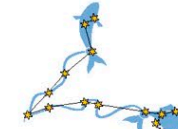
SAGITTARIUS
(THE ARCHER)



CAPRICORNUS
(THE SEA GOAT)



AQUARIUS
(THE WATER CARRIER)



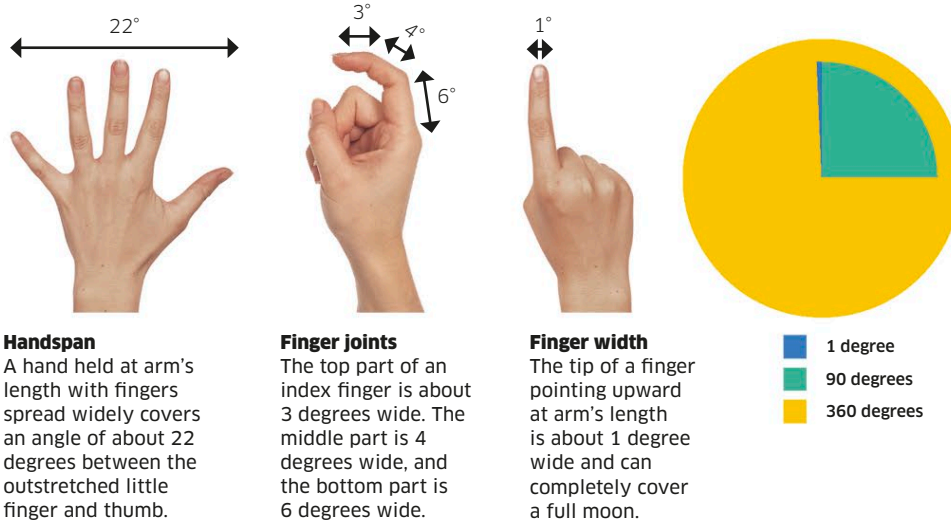
PISCES
(THE FISHES)

Practical stargazing

One of the things that makes astronomy such a great hobby is that everybody can join in. On a typical dark night, a person with good vision can see up to 3,000 stars, so there are plenty of interesting features to find with the naked eye and learn about. Before getting started, it's best to understand a few basics, such as the way the stars and other objects move across the sky and how astronomers keep track of them. Armed with this essential knowledge, anyone can go out and begin to identify the constellations or learn to spot red giants, starbirth nebulas, or even whole galaxies millions of light-years from Earth.

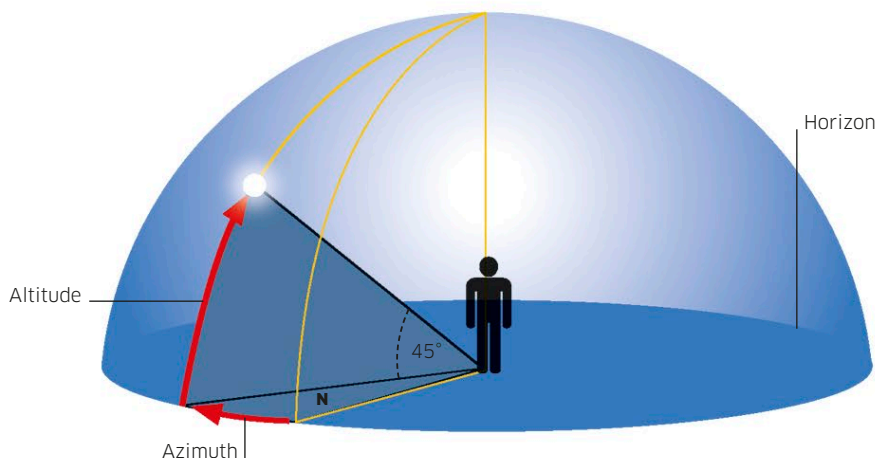
SIZING UP THE SKY

Astronomers treat the sky as if it were a huge sphere surrounding Earth. Distances between objects are measured in degrees. There are 360 degrees in a circle, so the distance around the whole sky is 360 degrees. The Moon is about half a degree wide.



Mapping the stars

You can measure the exact position of a star at any moment with two numbers. One is altitude: the star's height above the horizon, measured in degrees. The other is azimuth: the angle from due north, measured in degrees clockwise. The star below, for example, has an altitude of 45 degrees and an azimuth of 25 degrees.



BASIC EQUIPMENT

The essentials for a night's stargazing are warm clothes, a star chart of some sort, and a light to see by. If you have a smartphone or tablet, you can download various apps that will show the night sky visible from your location at any time and date. However, many people prefer to use a circular chart called a planisphere.




Night vision

It takes about half an hour for your eyes to fully adjust to darkness so that you can see the faintest stars. Avoid bright light or you'll ruin your night vision. If you use a flashlight, a red one is best, since it won't affect your ability to see in the dark.

UNDER DARK SKIES

The key to good stargazing is to find the darkest, clearest skies available. Professional observatories are often located on high mountaintops in remote areas, but the most important thing is simply to get away from city lights and the glow of light pollution. Under a truly dark sky, the Milky Way is an unforgettable sight.





Planisphere

This astronomer's tool consists of a circular star chart and an overlay with an oval window. When the time and date marked around the edges of the two layers are correctly aligned, the stars shown in the window will mirror those in the sky above.

Optical Instruments

Binoculars and telescopes will boost your stargazing. Their big lenses or mirrors collect much more light than a human eye can, revealing very faint objects such as nebulae and galaxies. Their eyepieces, meanwhile, create a magnified image of a small part of the sky, allowing stargazers to separate closely spaced objects, such as double stars, and see more detail on the Moon and planets.




Binoculars

Binoculars have two large, light-collecting lenses and use prisms to direct light into magnifying eyepieces. Good binoculars will let you see Jupiter's moons, but you need steady hands to stop the image from shaking.

Telescopes

A telescope has either an objective lens or a large primary mirror. It collects much more light than binoculars. The eyepiece gives a highly magnified image of a smaller area of sky. A tripod or other mount is used to steady the telescope and stop it from wobbling.

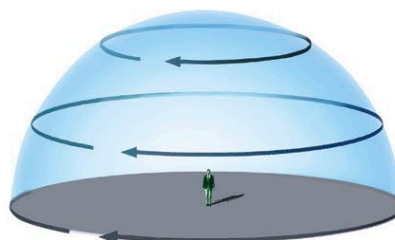


Milky Way
Our home galaxy is visible on clear, moonless nights as a wash of milky light across the sky. The best time to see it is late summer in the northern hemisphere and late winter in the southern hemisphere.



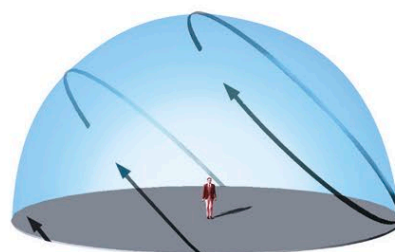
THE CHANGING SKY

Watch the sky for more than a few minutes and you'll notice that the stars move slowly around the sky, rising in the east and setting in the west. This is an illusion caused by Earth's rotation, and the pattern of movement varies between different parts of the world.



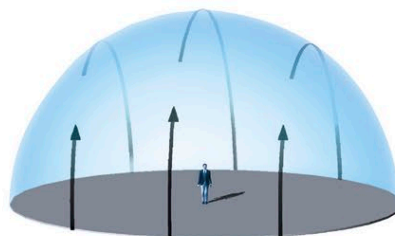
Motion at the North Pole

If you watched the sky from Earth's North Pole, no stars would ever rise or set. Instead, they would simply move in circles around the Pole Star, which never moves.



Motion at mid-latitudes

From most parts of the world, some stars stay visible throughout the night, traveling in a circle, while other stars rise and set.



Motion at the equator

At the equator, all stars rise in the east, cross the sky, and then set in the west. The constellations visible by night change gradually over the course of a year.

Moving constellations

Earth's orbit around the Sun means that the positions of the constellations in the sky appear to change. You'll notice this if you view the same constellation at the same time over several weeks.



APRIL 1, 8 PM



APRIL 8, 8 PM



APRIL 15, 8 PM

Northern star-hopping

To the untrained eye, the night sky can look like a bewildering mass of stars. A good way to make sense of it is to look for well-known landmarks and then trace imaginary lines from these to other constellations. This technique is called star-hopping and is easy to do with the naked eye, though you can see more if you have binoculars or a telescope. The chart on this page shows how to star-hop around the north celestial pole, which is visible to people who live in Earth's northern hemisphere.

FINDING THE WAY

This tour of the northern sky starts with a famous pattern of stars called the Big Dipper. You can use the Big Dipper as a signpost to find the Pole Star and other sights nearby. Some are quite faint, so you will need a clear, dark night to see them all.

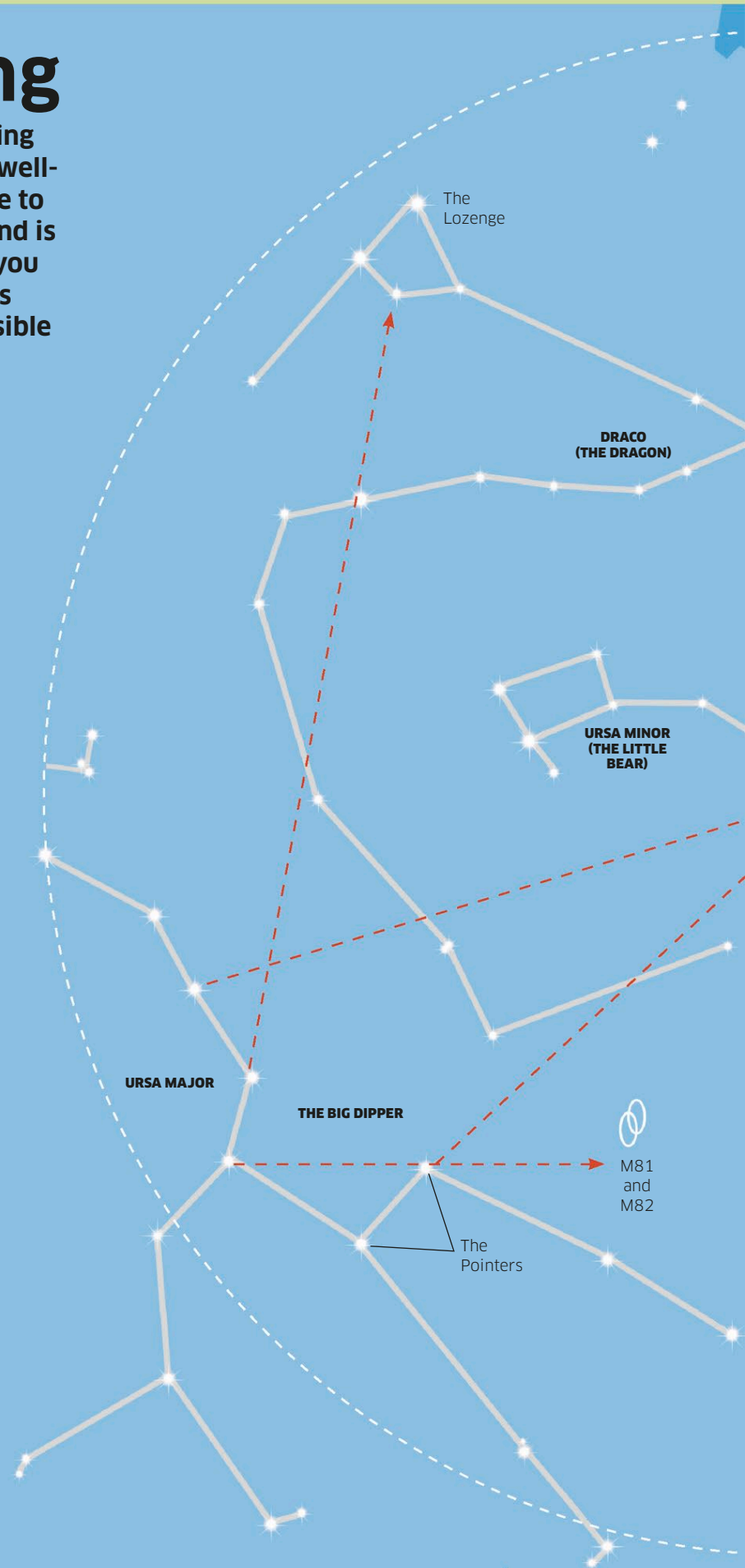
1 THE FIRST STEP is to find the Big Dipper and locate the two stars farthest from its "handle," which are known as the Pointers. Draw an imaginary line through the Pointers and extend it to a bright star. This is the Pole Star and it is always due north.

2 EXTEND THE LINE from the Pointers past the Pole Star to reach the faint constellation Cepheus, which looks a bit like a lopsided house. Binoculars will reveal the bright red Garnet Star at the base of the house—the reddest star visible to the naked eye and one of the largest stars known.

3 DRAW A LINE from the third star in the Big Dipper's handle through the Pole Star to find the constellation Cassiopeia, which looks like a flattened "W." If you have binoculars, look for a star cluster just below the central peak of the "W."

4 THE LARGE BUT FAINT and shapeless constellation Draco (the Dragon) is best seen under very dark skies. A line from the fourth star in the Big Dipper's handle cuts across the dragon's body and continues on to its head, a pattern of stars called the Lozenge.

5 TRACK DOWN one of the brightest galaxies in the sky with binoculars: follow a diagonal line across the Big Dipper's rectangle of stars, and continue in the same direction looking for a pair of tiny fuzzy patches. These are the galaxies M81 and its fainter companion M82.






WHAT TO SEE

Close to the band of the Milky Way, we can see densely packed stars, clusters, and nebulas. Away from it, we can only see a few relatively nearby stars, and some distant galaxies across the gulf of intergalactic space.




Big and Little bears

The brightest seven stars of the constellation Ursa Major, the Great Bear, form the familiar pattern known as the Big Dipper. Following the Pointers to the Pole Star reveals a similar pattern of seven stars called Ursa Minor, the Little Bear.




Pole Star

Because Earth rotates, stars move across the sky during the night, circling the north celestial pole. However, one star barely moves: the Pole Star, which lies in the tail of the Little Bear (Ursa Minor). Sailors used to use this guiding star to find north on clear nights.



Cassiopeia and the Milky Way

The constellation of Cassiopeia lies embedded in the northern reaches of the Milky Way, the pale band of countless distant stars that wraps its way around the sky. This makes Cassiopeia a rich hunting ground for star clusters and other deep-sky objects.



M81 and M82

The bright spiral galaxy M81 (top), also called Bode's Galaxy, lies about 12 million light-years from Earth. Nearby in the night sky is M82 (bottom), an irregular cloud of distant stars that is also known as the Cigar Galaxy.

Southern star-hopping

This chart shows you how to star-hop your way around some of the top sights in the southern night sky, visible to people who live in Earth's southern hemisphere. The southern sky gives stargazers a fantastic view of our Milky Way galaxy and the bright constellations Carina, Centaurus, and the Southern Cross. There are many celestial wonders to spot, from colorful nebulas and star clusters to whole galaxies.

FINDING THE WAY

Southern stargazers don't have a pole star to guide them, and the constellations closest to the pole are faint and unremarkable. Fortunately, the Milky Way runs close by and is packed with bright stars and other landmarks. The Southern Cross (Crux) and the so-called Southern Pointers make good starting points for finding your way around the sky.

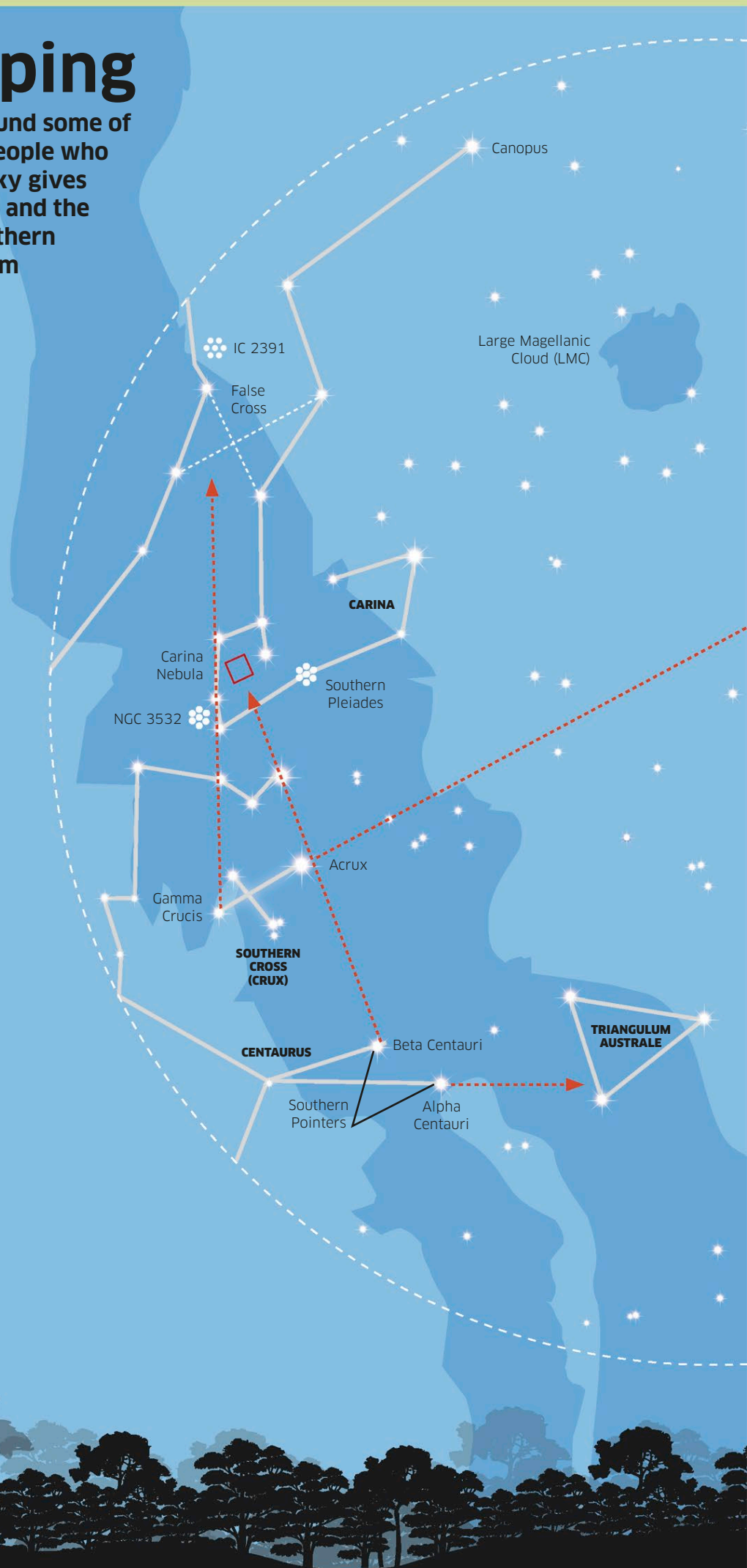
1 FIRST IDENTIFY the Southern Cross (not to be confused with the False Cross) and the Southern Pointer stars Alpha and Beta Centauri. Draw a line from Beta Centauri to the bottom of the Southern Cross and continue on for the same distance again to reach the famous Carina Nebula. This complex mix of a star-forming nebula and a massive star on the brink of explosion is well worth exploring with binoculars.

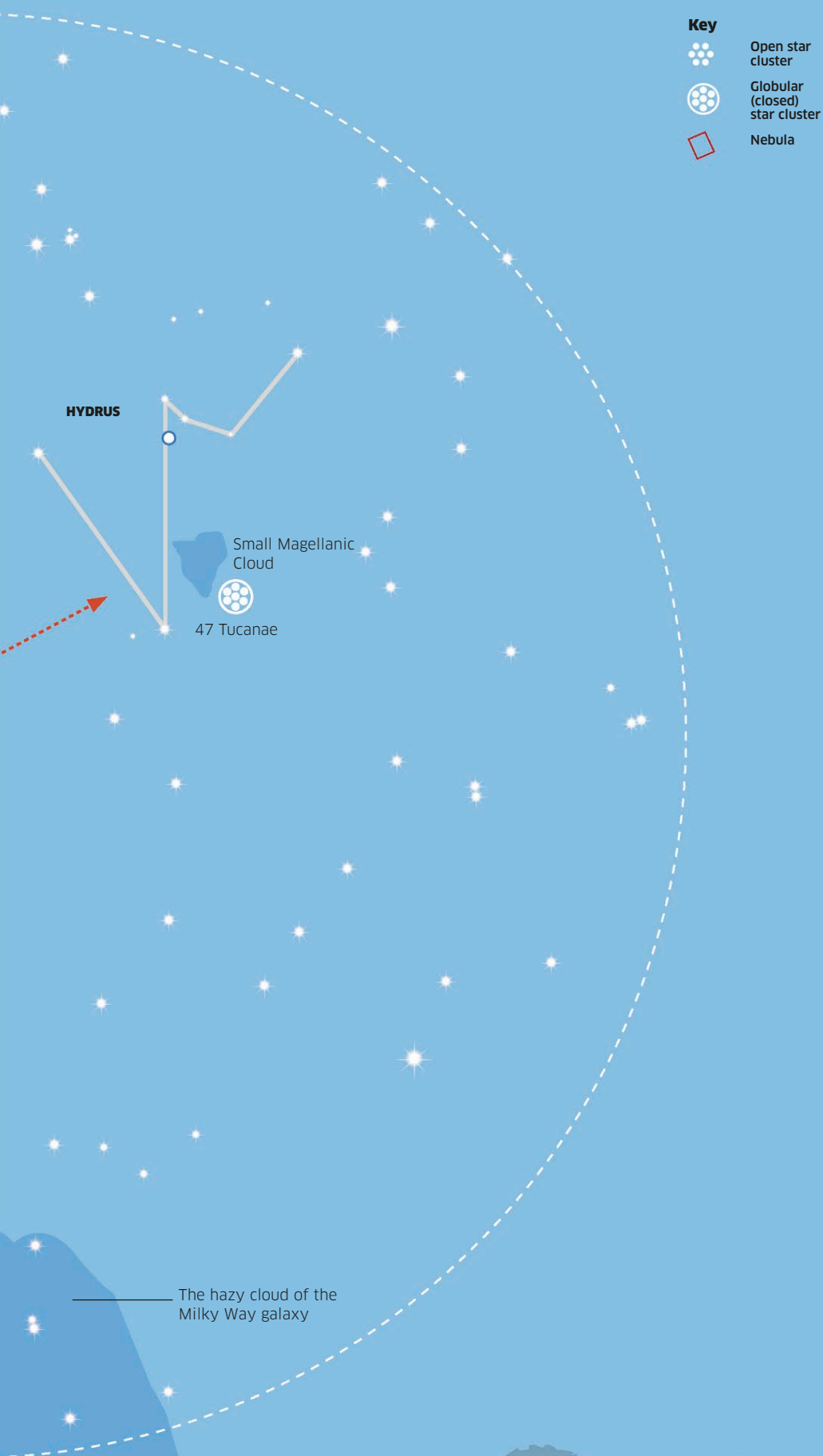
2 TWO BEAUTIFUL STAR CLUSTERS lie close to the Carina Nebula: NGC 3532 and the Southern Pleiades (IC 2602). This second cluster contains five or six naked-eye stars—see how many you can count (you'll see more by looking slightly to one side of it). Then use binoculars to view many more.

3 NEXT FOLLOW A LINE from the top of the Southern Cross, past the Carina Nebula, and onward by the same distance again. Here you'll find the deceptive pattern of the False Cross, and just beyond it the star cluster IC 2391. This impressive jewel box of stars is best appreciated through binoculars.




4 NOW FOLLOW THE downward (longer) bar of the Southern Cross and cross an empty area of the sky to reach the Small Magellanic Cloud. This small galaxy orbits our own Milky Way galaxy and contains hundreds of millions of stars. Nearby is an impressive globular cluster of stars known as 47 Tucanae.

5 FINALLY, RETURN to the Southern Pointers and follow a line from Alpha Centauri to discover three bright stars that form a triangle shape—the unimaginatively named constellation Triangulum Australe.



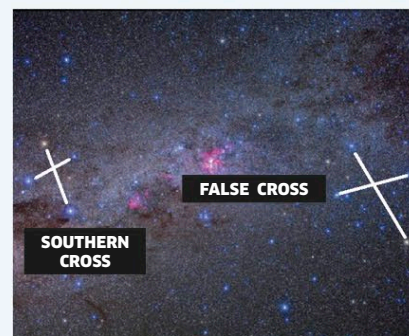


Key

-  Open star cluster
-  Globular (closed) star cluster
-  Nebula


WHAT TO SEE

The constellations right around the south celestial pole may be faint, but there are many other interesting objects to see a little farther afield. Most of these lie either within the band of the Milky Way or close to it.




False Cross

The False Cross is made of bright stars from the constellations Carina and Vela. It mimics the shape of the true Southern Cross, which is why the two are often confused. However, the False Cross is slightly larger.




Carina Nebula

The Carina Nebula is a vast, star-forming gas cloud about 7,500 light-years from Earth. Deep inside it is a massive star nearing the end of its life that will eventually explode in a supernova. Photographs capture the red color of the Carina Nebula, but to the naked eye it appears white.




Southern Pleiades

The Southern Pleiades cluster (IC 2602) is an open cluster—a group of young stars that formed in the same gas cloud. It is visible to the naked eye, but binoculars will reveal more of the stars within it. There are around 60 stars in total.



Open cluster IC 2391

This bright open cluster likely originated from the same star-forming cloud as the Southern Pleiades, since it has a similar age (about 50 million years) and is a similar distance from Earth (500 light-years).



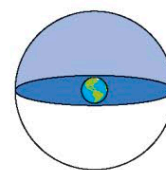
Large and Small Magellanic clouds

These irregular galaxies are satellites of our own galaxy, the Milky Way. In southern skies they look like small, detached clumps of the Milky Way. The large cloud is about 160,000 light-years from Earth, while the small cloud is around 210,000 light-years away.

Star maps

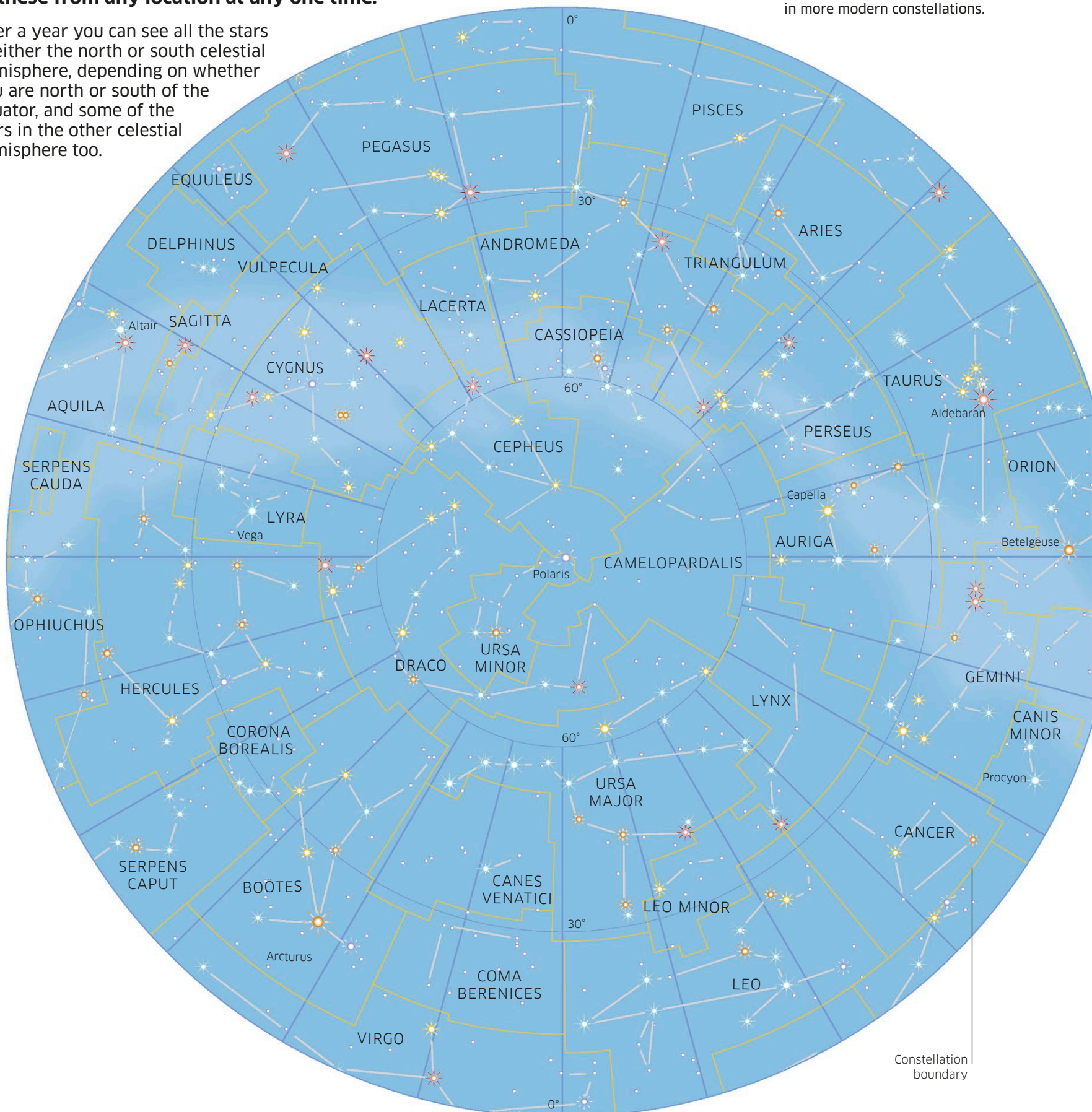
From Earth about 6,000 stars are visible to the naked eye, though you can only see about half of these from any location at any one time.

Over a year you can see all the stars in either the north or south celestial hemisphere, depending on whether you are north or south of the equator, and some of the stars in the other celestial hemisphere too.














Northern sky

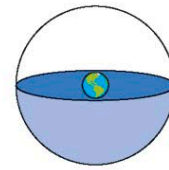
Most of the constellation names in the northern hemisphere come from the ancient Greeks. They are often linked to myths, such as the story of Perseus and Andromeda, but some of the fainter stars lie in more modern constellations.



Key

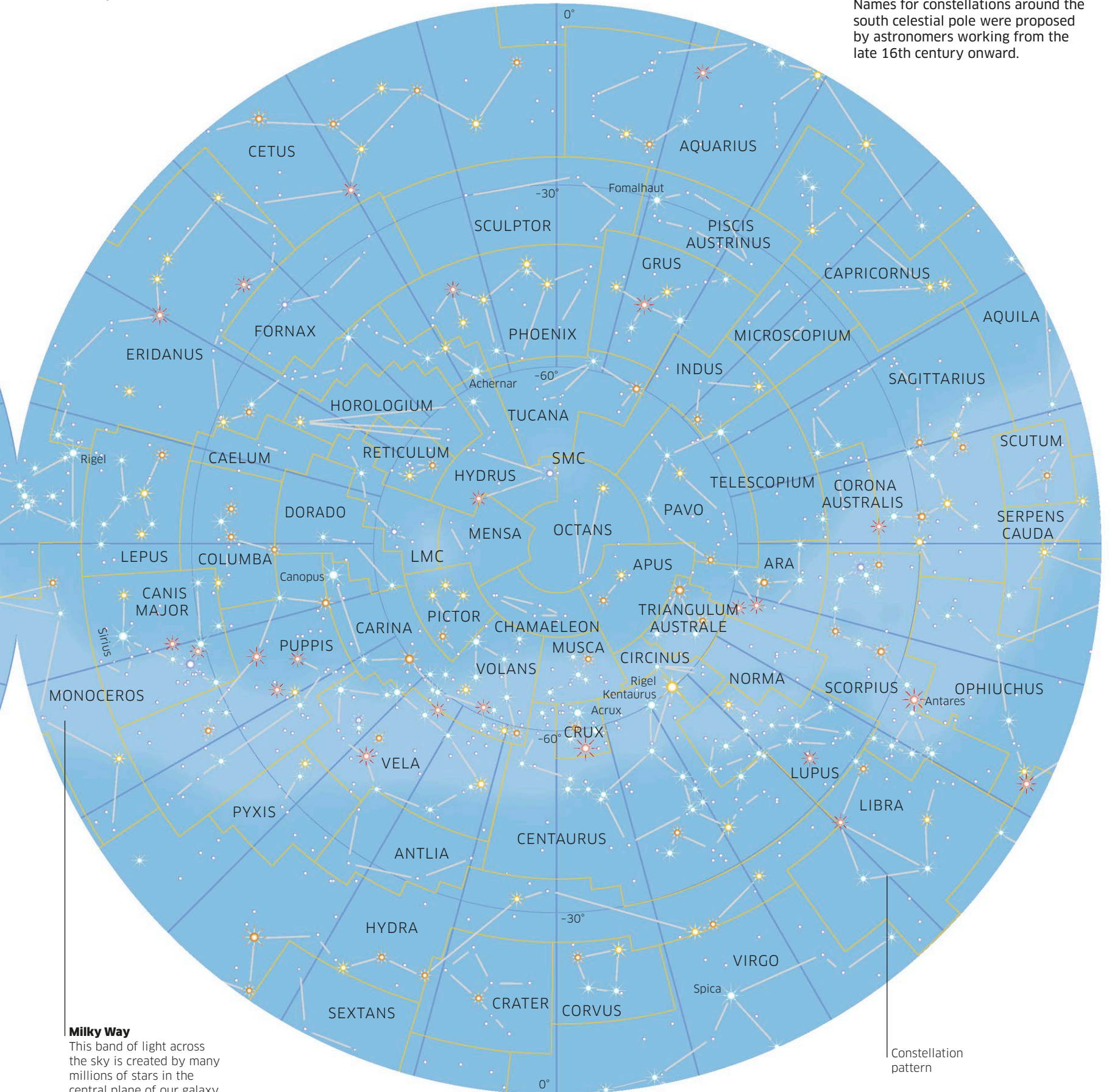
These maps show fairly bright stars, down to magnitude 5.0. There are many more faint stars visible to the naked eye.

-  Yellow star
-  Red star
-  Orange star
-  White star
-  Blue star
-  Magnitude brighter than 0.0
-  Magnitude brighter than 1.0
-  Magnitude brighter than 2.0
-  Magnitude brighter than 3.0
-  Magnitude brighter than 4.0
-  Magnitude brighter than 5.0



Southern sky

Southern-hemisphere stars close to the celestial equator (around the edges of the map) were visible to ancient Greek astronomers, who grouped them into mythological constellations. Names for constellations around the south celestial pole were proposed by astronomers working from the late 16th century onward.



Milky Way

This band of light across the sky is created by many millions of stars in the central plane of our galaxy.

Constellation pattern

Constellations

Since the earliest times, people have looked for patterns in the stars. The people of ancient Greece knew 48 constellations, named after mythical beings, though the patterns bear little resemblance to the beings they are named after. Today scientists recognize 88 constellations. These modern constellations are not just patterns of stars—they are whole segments of the sky that fit together like a jigsaw puzzle to form a complete sphere.

KEY

Deep-sky objects



Galaxy



Globular cluster



Open cluster



Planetary nebula or supernova remnant



Black hole or X-ray binary



Other deep-sky object

Star magnitudes



-1.5-0



0-0.9



1.0-1.9



2.0-2.9



3.0-3.9



4.0-4.9



5.0-5.9



6.0-6.9


Constellation widths



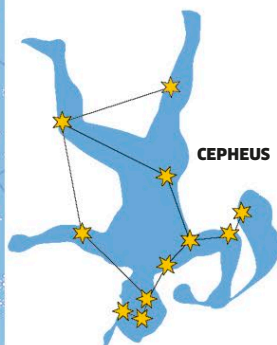
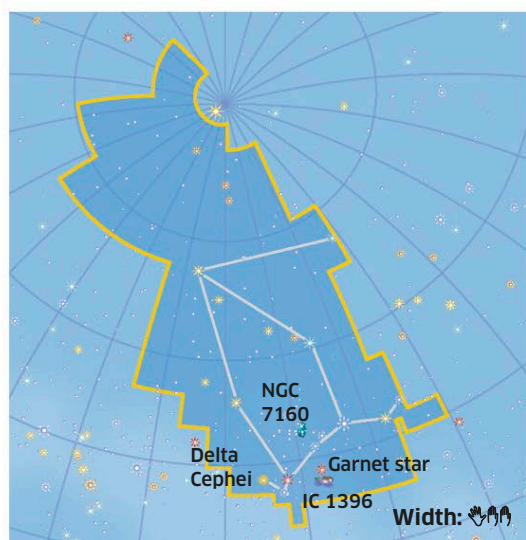
Hand symbols are used to indicate a constellation's apparent size in the sky. A spread hand at arm's length spans about 22° of sky, while a closed hand covers about 10°. Combinations of these symbols are used to convey the full width and depth of the constellation.

CEPHEUS

The constellation Cepheus is named after a mythical king, the husband of Queen Cassiopeia. In Greek mythology, King Cepheus and Queen Cassiopeia were told by an oracle that they must sacrifice their daughter, Princess Andromeda, to a sea monster to stop it from destroying their coastline. In a dramatic rescue, Andromeda was saved from the monster's jaws by the warrior Perseus. All the characters from this myth have constellations named after them. The stars of Cepheus form a shape like a house with a pointed roof. The most famous of its stars is Delta Cephei.



NORTHERN HEMISPHERE

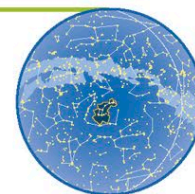


CEPHEUS

Width:

URSA MINOR

This constellation represents a small bear with a long tail. At the tip of its tail lies the Pole Star, called Polaris, which is the brightest star in the constellation. Ursa Minor is sometimes termed the Little Dipper because its main stars form a shape that looks like a smaller version of the Big Dipper in the constellation Ursa Major. It was one of the original constellations known to the ancient Greeks.



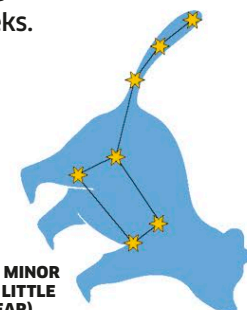
NORTHERN HEMISPHERE



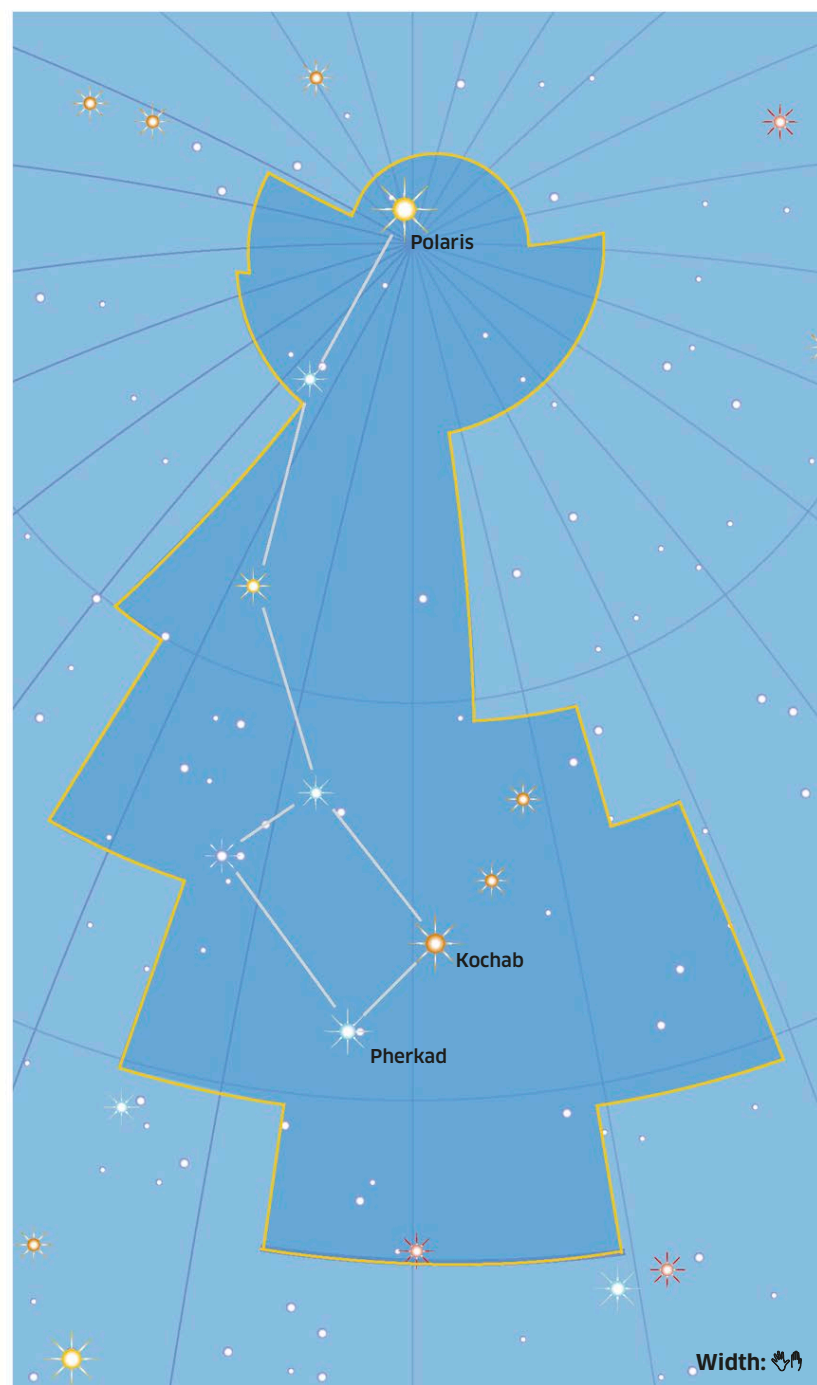
Things to look for

Polaris

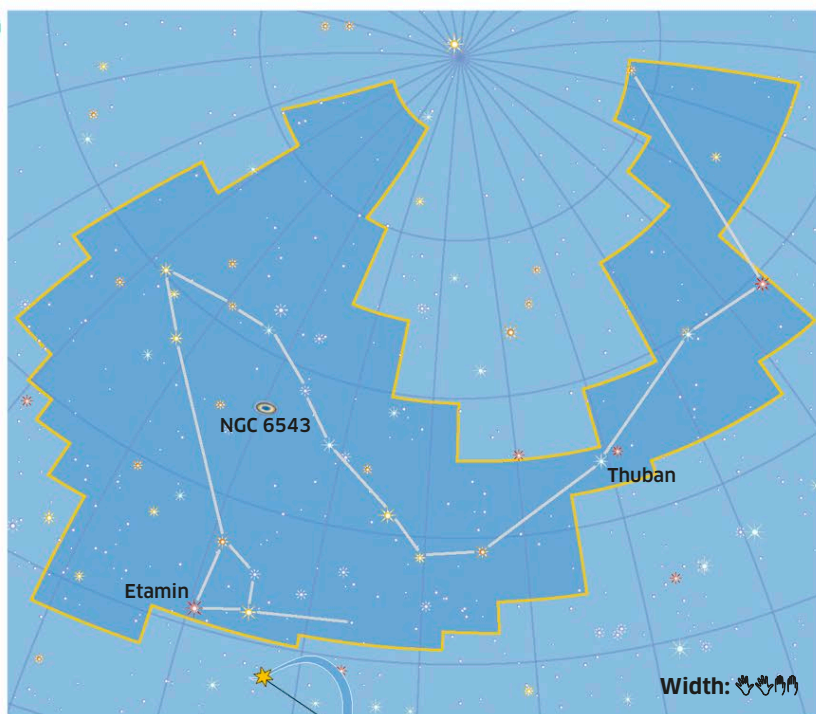
Most stars move around the sky, but Polaris stays still and is always due north. Sailors have long used this star to find their way.



URSA MINOR (THE LITTLE BEAR)



Width:



DRACO
(THE DRAGON)

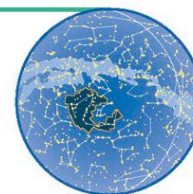


Cat's Eye Nebula (NGC 6543)

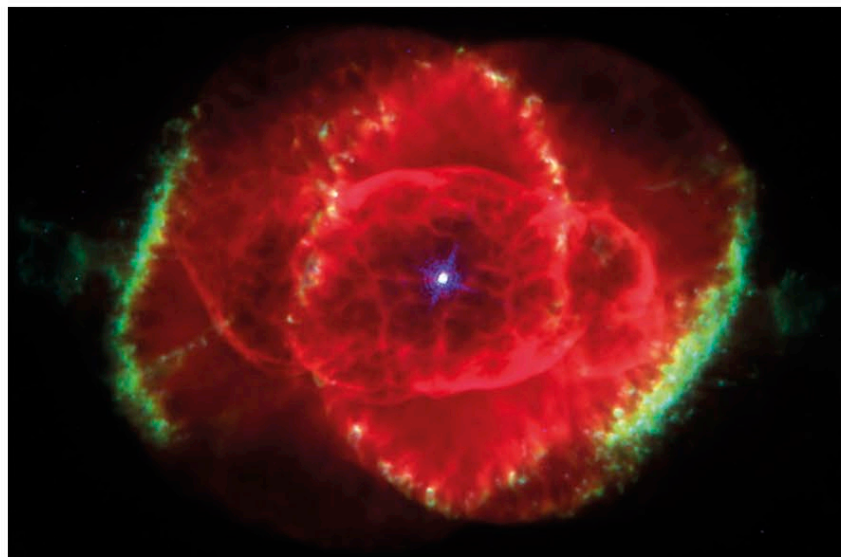
The fantastic Cat's Eye Nebula in Draco is seen here as pictured by the Hubble Space Telescope. The Cat's Eye is a type of object known as a planetary nebula, consisting of gas thrown off from a dying star. This nebula is also known by its catalog number NGC 6543.

DRACO

Draco is a constellation representing a dragon. In Greek mythology, this was the dragon slain by the warrior Hercules, who is represented by a neighboring constellation. The dragon's head is formed by four stars near the border with Hercules. The ancient Greeks visualized Hercules with one foot on the dragon's head. From the head, its body curls like a snake across the sky between Ursa Minor and Ursa Major. Draco's brightest star, Etamin, lies in the dragon's head.

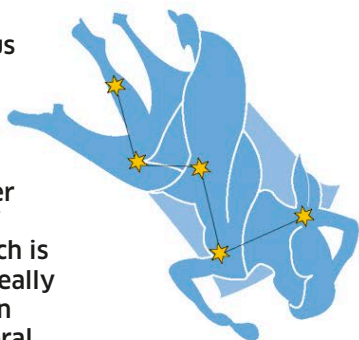


NORTHERN
HEMISPHERE




CASSIOPEIA

A mythical queen from ancient Greece—the wife of King Cepheus and the mother of Princess Andromeda—inspired the name of this constellation. On star maps she is depicted sitting in a chair and combing her hair. In the sky the main stars of Cassiopeia form a W-shape, which is easy to recognize but does not really look much like a person sitting in a chair. Cassiopeia contains several interesting clusters of stars. The brightest of them can be seen with binoculars and small telescopes.

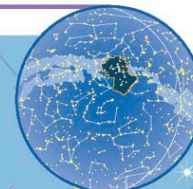
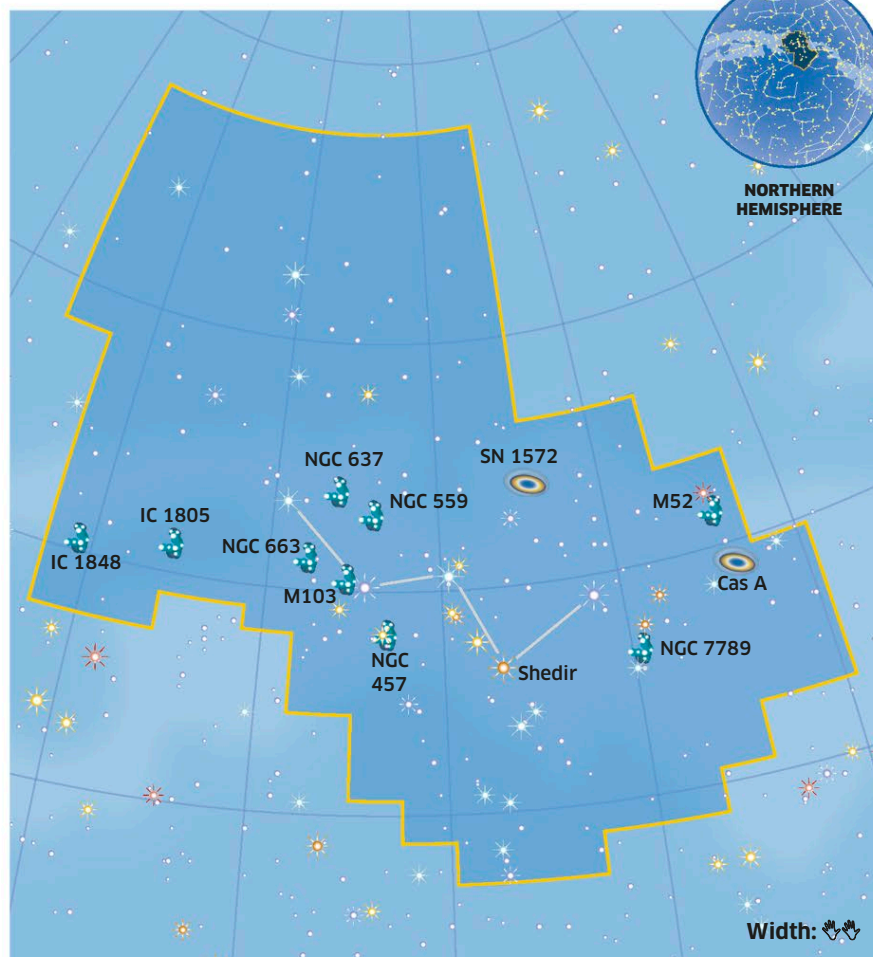


CASSIOPEIA



Star cluster M103

This star cluster in Cassiopeia is visible through small telescopes. Its three brightest stars form a line across the center. The star at the top right actually lies closer to us than the others, so it is not really a member of the cluster at all.



NORTHERN
HEMISPHERE

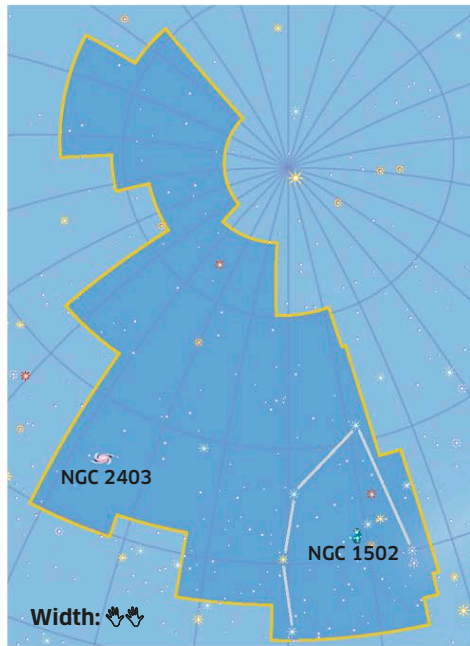
Width: 3 stars

CAMELOPARDALIS

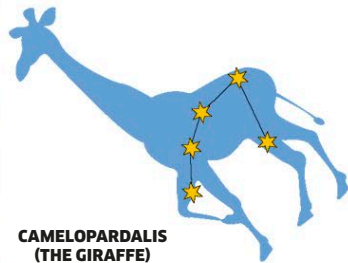
Dutch astronomer Petrus Plancius devised this strangely named constellation in 1612. It represents a giraffe. The Greeks called giraffes “camel leopards” because of their long necks and spotted bodies, which is where Camelopardalis gets its name. It is difficult to spot because it contains only faint stars.



NORTHERN
HEMISPHERE



Width: 🐾🐾



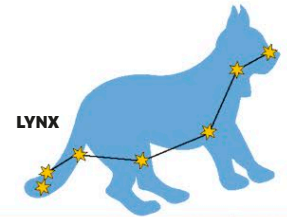
CAMELOPARDALIS
(THE GIRAFFE)

LYNX

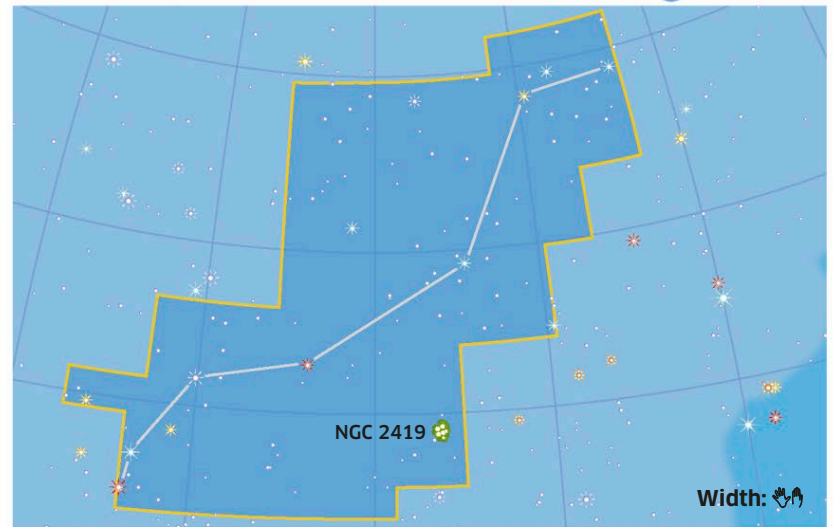
This is a faint constellation squeezed in between the constellations Ursa Major and Auriga. Polish astronomer Johannes Hevelius created it in 1687. Hevelius had very sharp eyesight, and he named the constellation Lynx because, he said, you would have to be lynx-eyed to see it. It has a number of interesting double and triple stars, which can be studied with a small telescope.



NORTHERN
HEMISPHERE



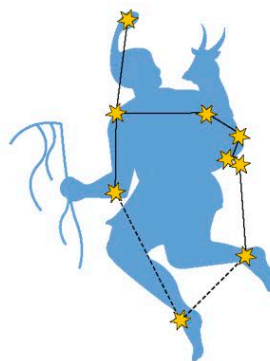
LYNX



Width: 🐾🐾

AURIGA

The constellation Auriga is easy to find because it contains the star Capella, one of the brightest stars in the entire sky. To the ancient Greeks, the constellation represented a charioteer carrying a goat and two baby goats on his arm. Capella was the goat and the two fainter stars were the babies. Among the objects of interest in Auriga is a row of three star clusters, M36, M37, and M38, all visible through binoculars. The star that once marked the charioteer's right foot has now been transferred to Taurus, the Bull, which lies to the south.

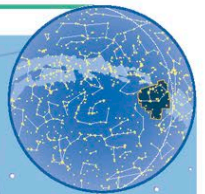
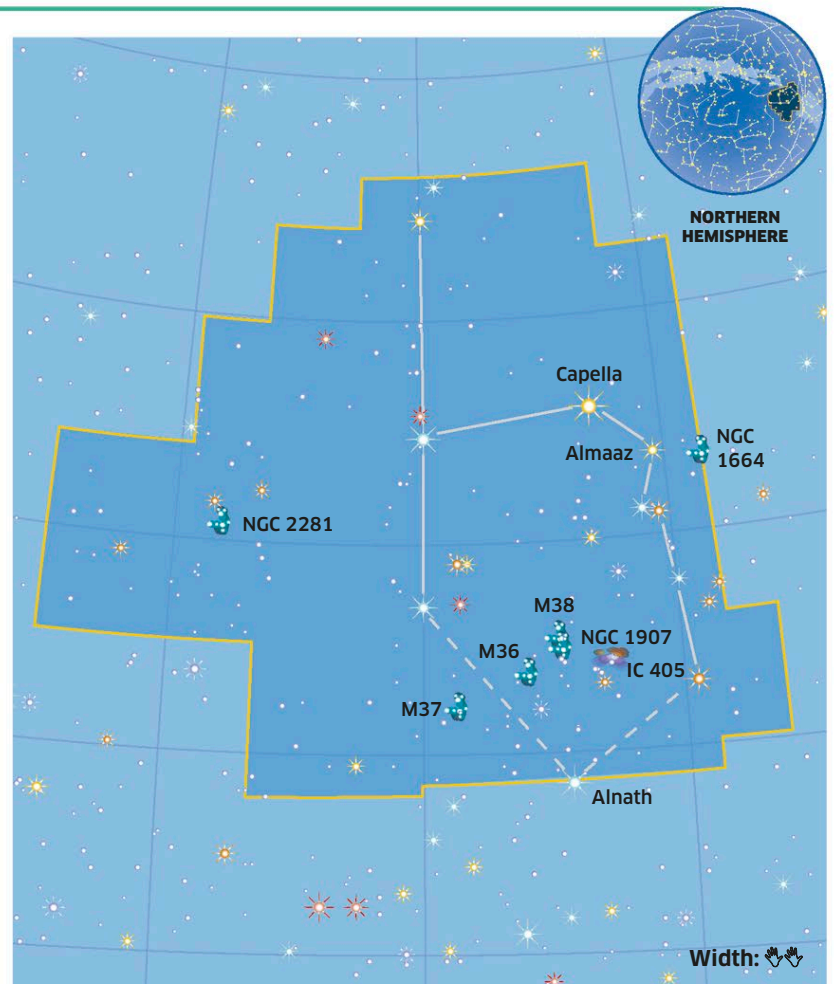


AURIGA
(THE CHARIOTEER)



Flaming Star Nebula

The Flaming Star Nebula (IC 405) is a giant cloud of gas lit up by a hot star called AE Aurigae. The nebula can only be seen through a large telescope.

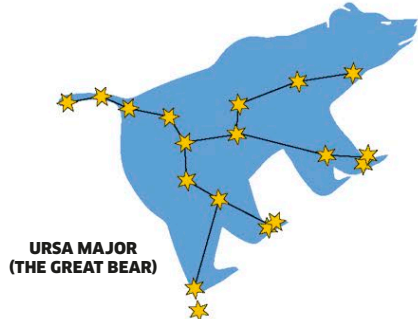


NORTHERN
HEMISPHERE

Width: 🐾🐾

URSA MAJOR

This large constellation's name is Latin for the Great Bear, which it represents. Seven of its brightest stars form a saucer shape, popularly known as the Big Dipper, which is one of the best-known features in the entire sky. The two stars in the bowl of the saucer farthest from the handle, called Merak and Dubhe, are known as the Pointers because they point toward the Pole Star, Polaris. The curving handle of the saucer points toward the bright star Arcturus in the nearby constellation Boötes.




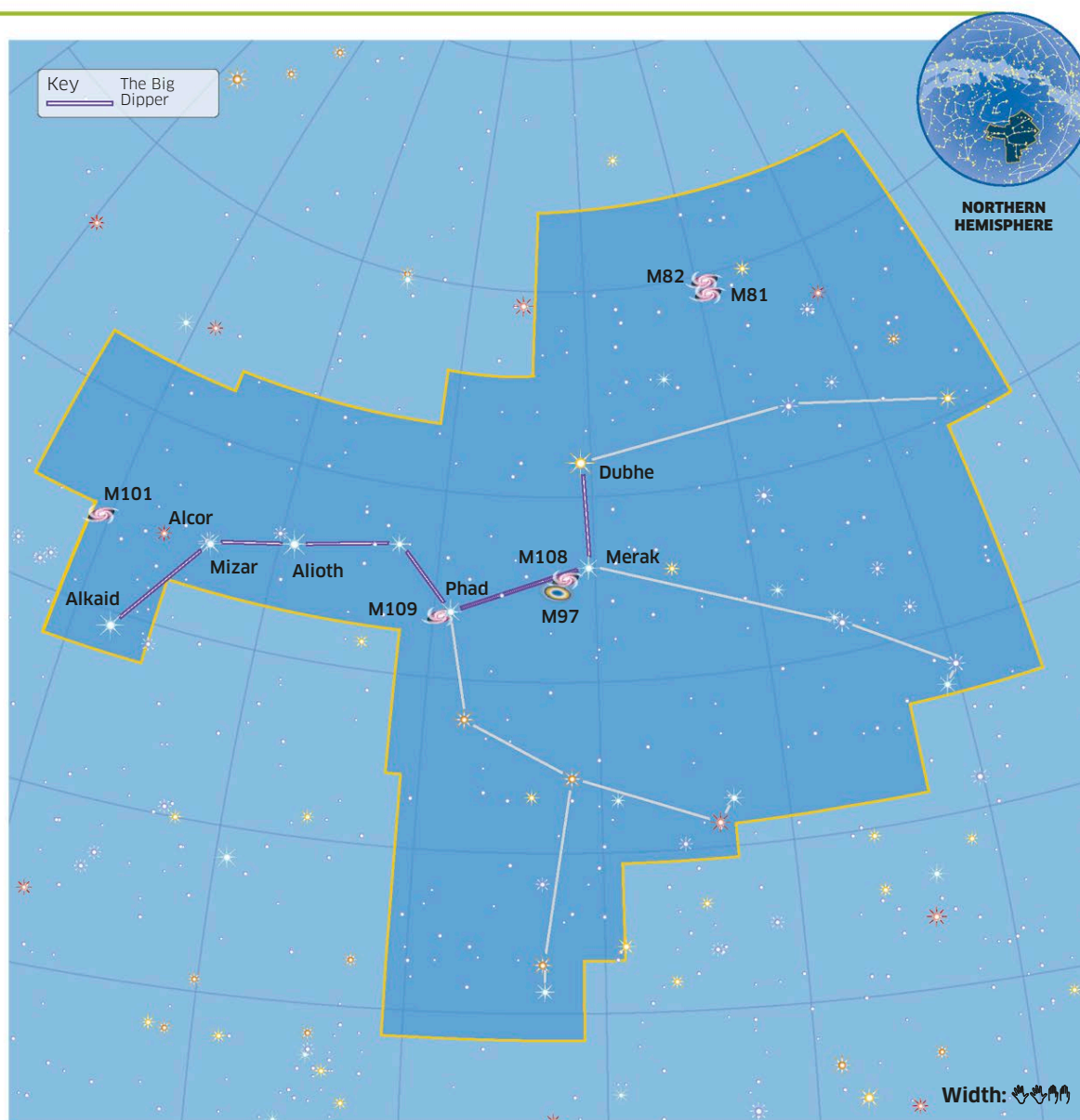
Spiral galaxy M81

In the northern part of Ursa Major lie two contrasting galaxies, known by their catalog numbers M81 and M82. M81 is a beautiful spiral, shown in this Hubble Space Telescope image (above). M82 is irregular in shape. It is thought to be undergoing a burst of star formation resulting from an encounter with M81 millions of years ago. M81 and M82 both lie about 12 million light-years away.



Owl Nebula

Just under the bowl of the Big Dipper, a glowing cloud of gas called M97 can be seen through a telescope. It is also called the Owl Nebula because of the two dark spots that look like the eyes of an owl. It is a planetary nebula, made of gas thrown off from a dying star.



Spiral galaxy M101

Near the end of the handle of the Big Dipper lies the spiral galaxy M101. Although it is too faint to see without binoculars or a telescope, its spiral arms show up clearly on photographs. It is sometimes called the Pinwheel Galaxy.

Things to look for

Mizar This is the second star in the handle of the Big Dipper. Next to it is a fainter star called Alcor, which can also be seen with the naked eye.

CANES VENATICI

This constellation was named after a pair of hunting dogs by Polish astronomer Johannes Hevelius in 1687. There are only two stars of any note in the constellation, but it also contains many interesting galaxies. Most famous of these is the Whirlpool Galaxy. This can be seen through binoculars as a faint patch of light, but a large telescope is needed to make out its spiral shape. Another object of note is the globular star cluster M3 near the constellation's southern border.



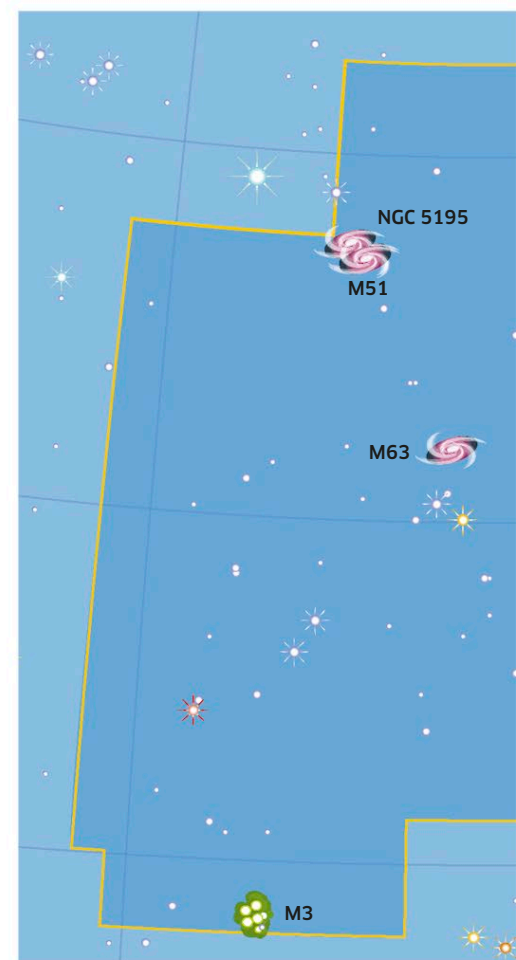
Whirlpool Galaxy

Seen here is a Hubble Space Telescope view of the Whirlpool Galaxy (M51), a vast spiral of stars some 30 million light-years away. Behind it, near the end of one of its arms, is a smaller galaxy, which astronomers think will one day merge with it.



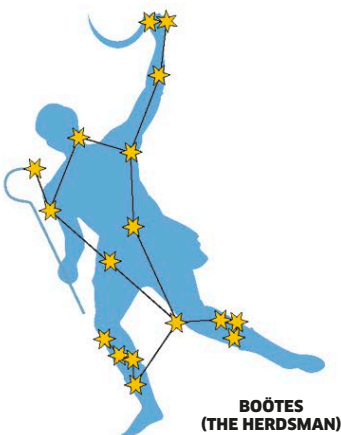
Sunflower Galaxy

Another beautiful spiral galaxy in Canes Venatici is the Sunflower Galaxy (M63), seen here through a large telescope. The star on the right is not connected with the galaxy but is much closer to us.

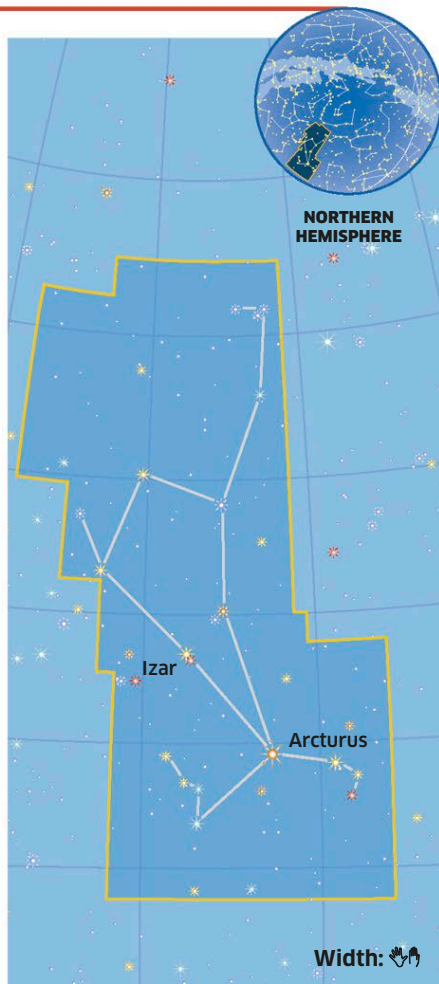


BOÖTES

Boötes represents a man herding the Great Bear around the pole. He is sometimes referred to as the herdsman or bear driver. This constellation contains Arcturus, the brightest star in the northern half of the sky. It is a giant star and looks pale orange to the eye.



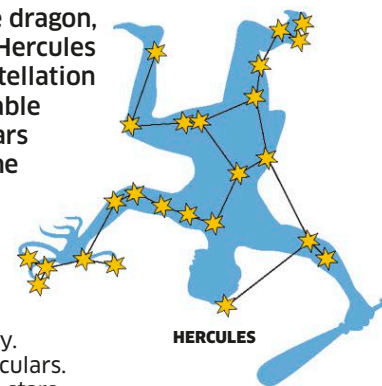
BOÖTES
(THE HERDSMAN)



Width: 🐾

HERCULES

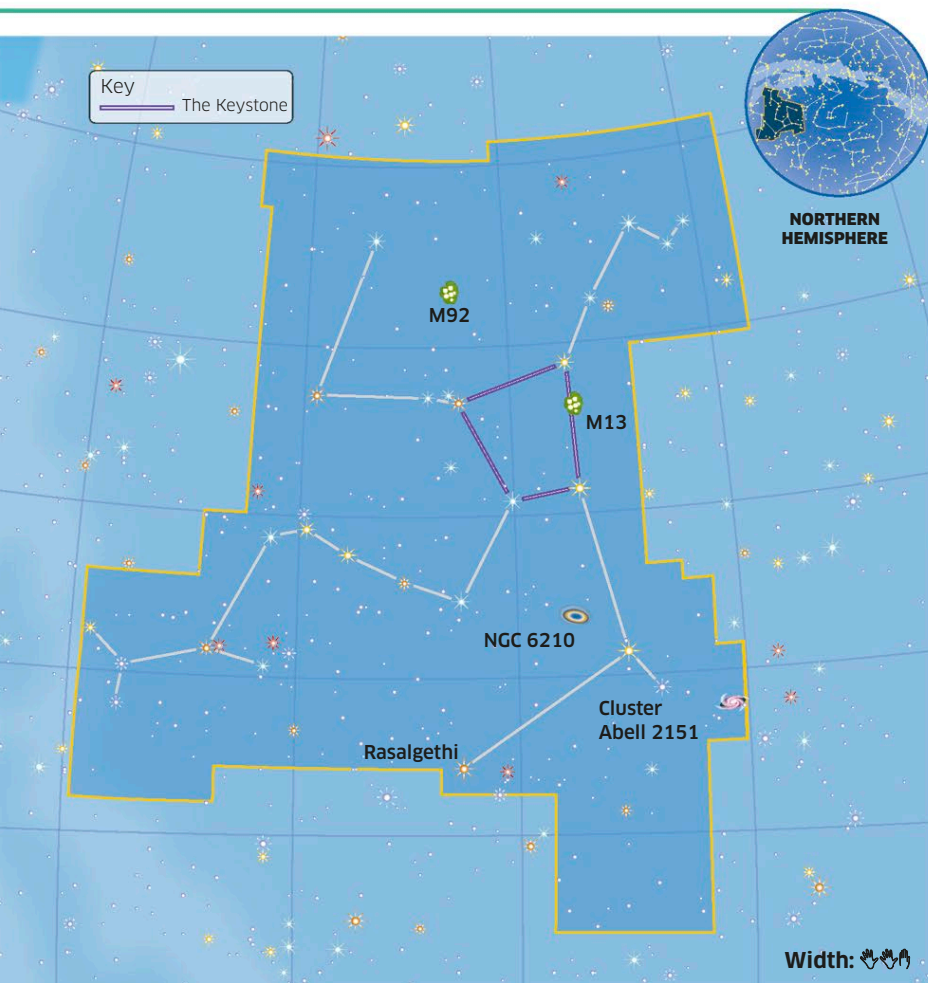
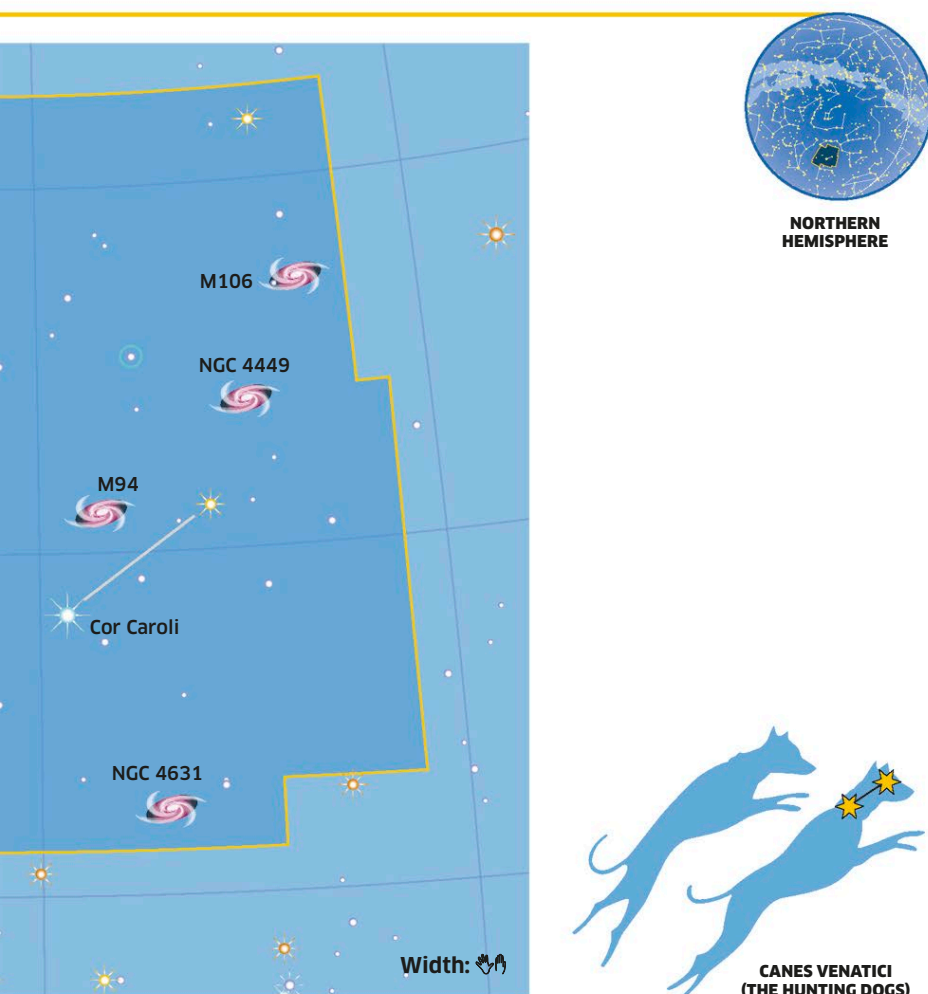
This constellation is named after Hercules, the strong man of Greek mythology. In star charts he is often depicted brandishing a club and with one foot on the head of Draco, the dragon, which he killed in a fight. The stars of Hercules are not particularly bright, so the constellation can be difficult to find. Its most noticeable feature is a squashed square of four stars known as the Keystone, which marks the body of Hercules. On one side of the Keystone lies the globular cluster M13.



Star cluster M13

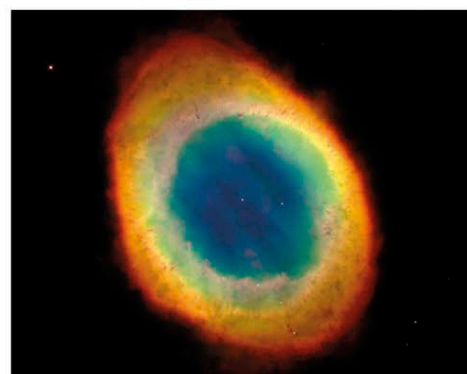
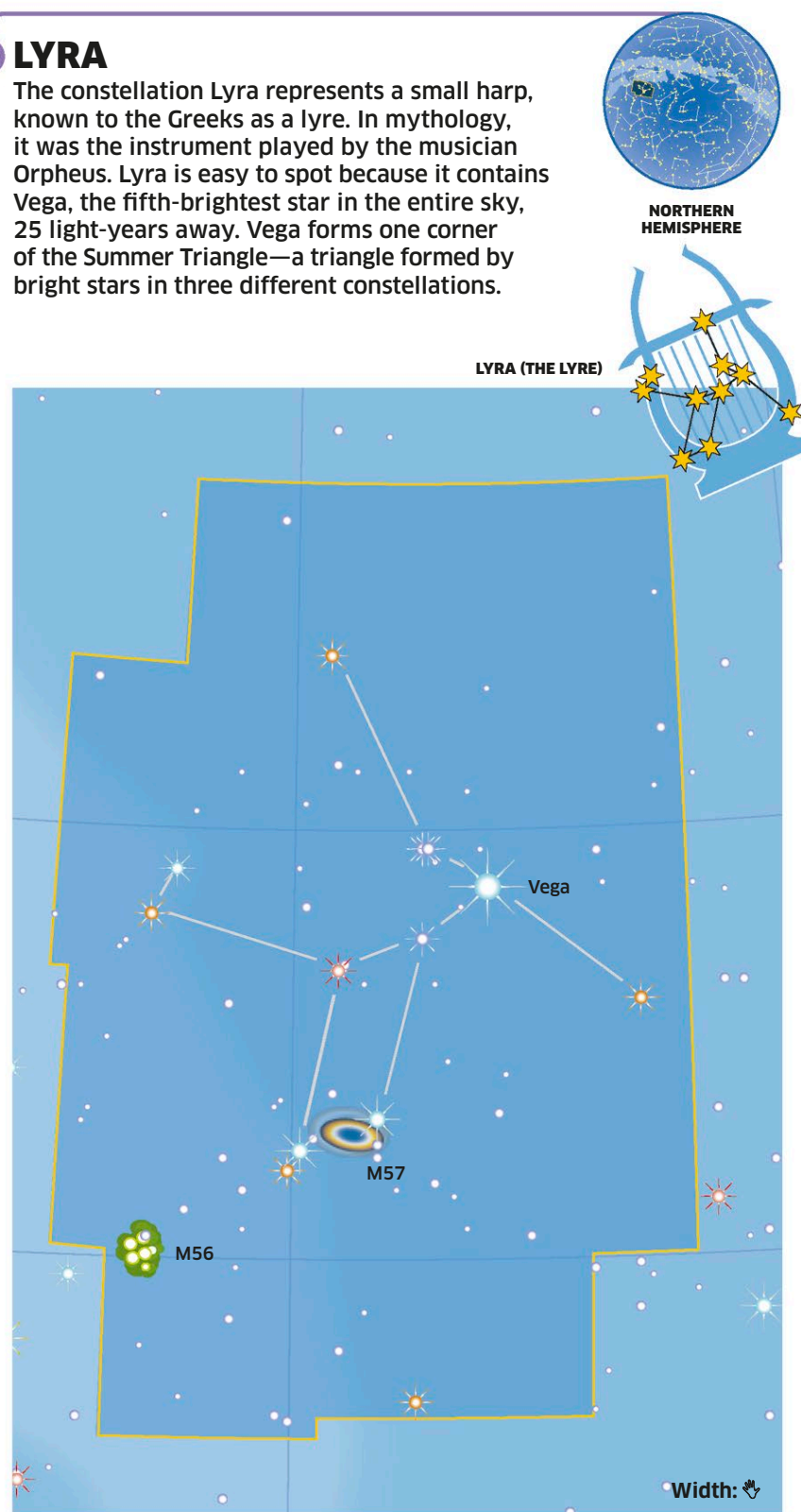
The globular cluster M13 is a ball of about 300,000 stars some 25,000 light-years away. It can be seen as a hazy patch through binoculars. Telescopes are needed to see the individual stars.





LYRA

The constellation Lyra represents a small harp, known to the Greeks as a lyre. In mythology, it was the instrument played by the musician Orpheus. Lyra is easy to spot because it contains Vega, the fifth-brightest star in the entire sky, 25 light-years away. Vega forms one corner of the Summer Triangle—a triangle formed by bright stars in three different constellations.

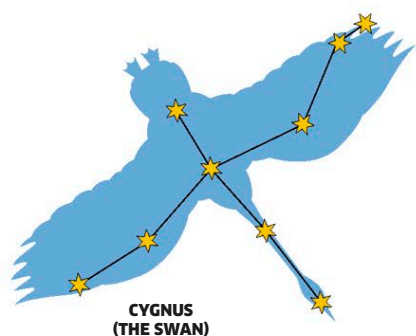


Ring Nebula

The Ring Nebula (M57), seen here through the Hubble Space Telescope, is a shell of glowing gas. At its center is a white dwarf, the remains of the star that lost its outer layers to form the nebula.


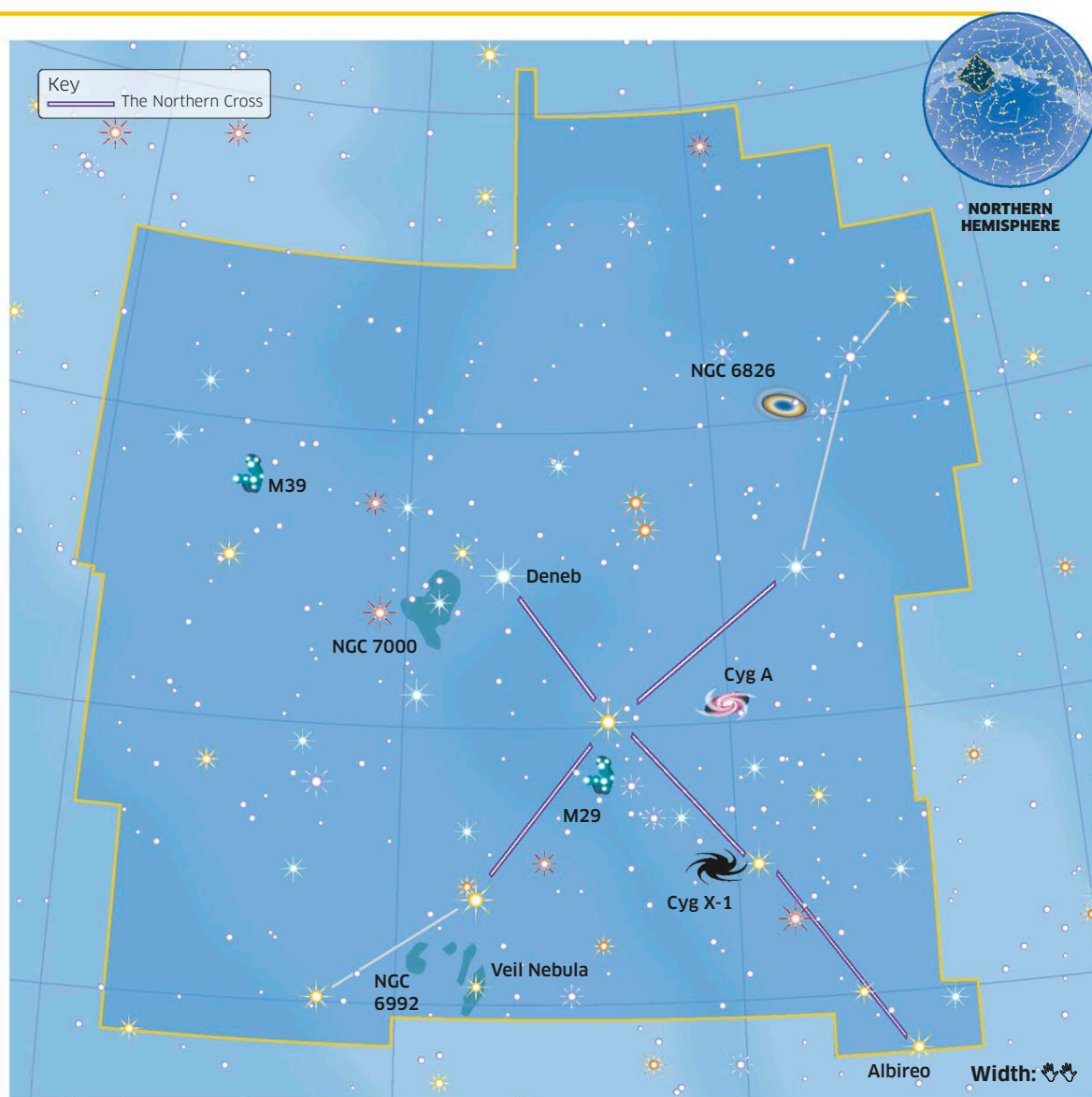
CYGNUS

The ancient Greeks visualized Cygnus as a swan flying along the Milky Way. Its brightest star, Deneb, marks its tail, while the star Albireo is its beak. In mythology, the swan was the disguise used by the god Zeus when he visited Queen Leda of Sparta. The overall shape of the constellation resembles a large cross, so it is sometimes known as the Northern Cross. One of the most exciting objects in Cygnus lies in the swan's neck—a black hole called Cygnus X-1. The black hole itself cannot be seen from Earth, but satellites in space have detected X-rays from hot gas falling into it from a nearby star.




Things to look for

Albireo In the head of the swan lies a beautiful colored double star known as Albireo. To the naked eye it appears as a single star, but small telescopes show it as a pair. The brighter star is orange, and the fainter one is blue-green.



North America Nebula

Near Deneb lies a cloud of gas popularly known as the North America Nebula (NGC 7000) because of its shape, which resembles the continent of North America. The nebula cannot be seen without a telescope and shows up best in color photographs like the one here.



Veil Nebula

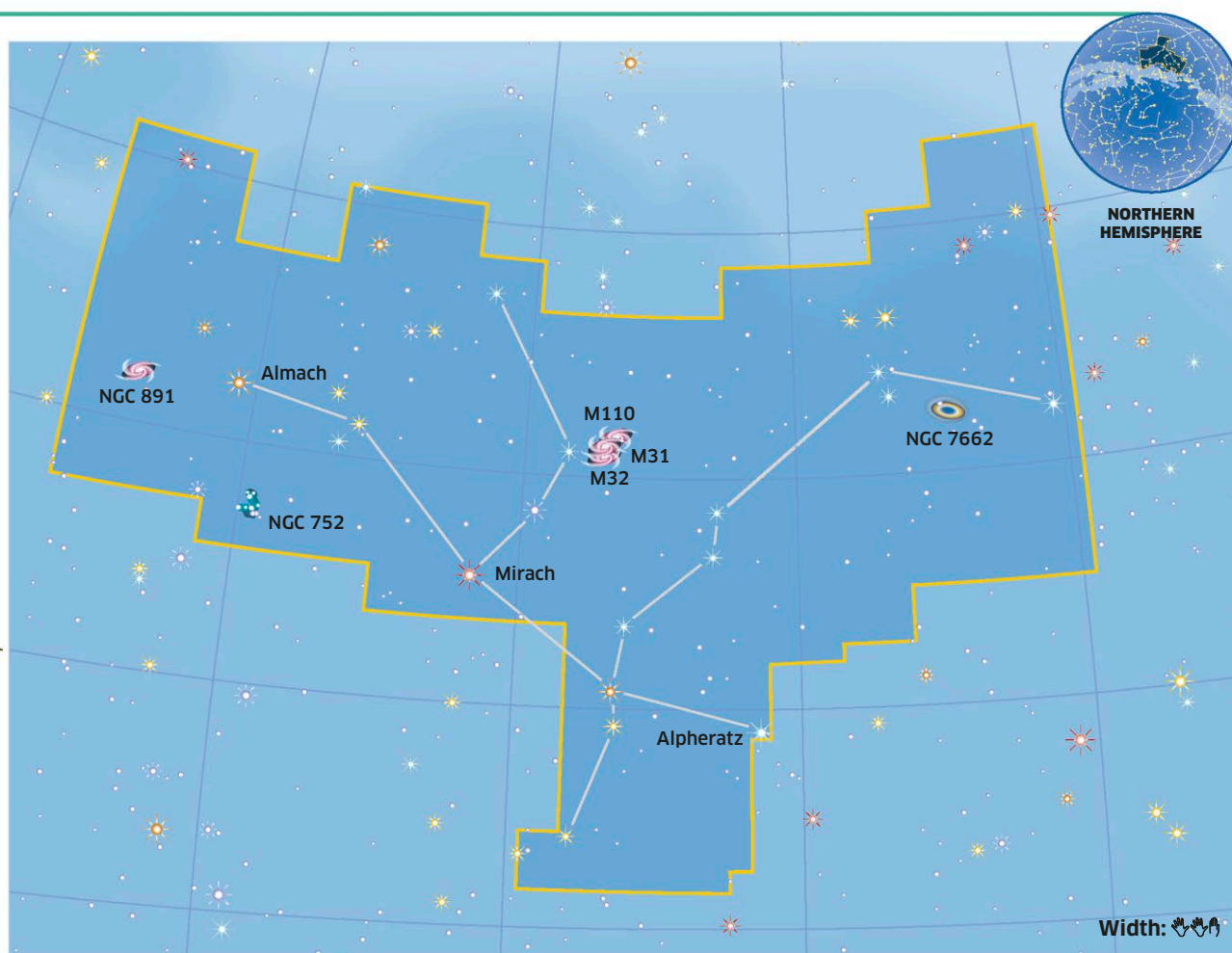
In one wing of the swan lie streamers of gas from a star that exploded as a supernova thousands of years ago. The shattered remains of that star are splashed across an area wider than six full moons, forming the Veil Nebula.

ANDROMEDA

This constellation is named after a princess of Greek mythology who was chained to a rock by her parents, King Cepheus and Queen Cassiopeia, as a sacrifice to a sea monster. Fortunately, she was rescued in the nick of time by the hero Perseus, who lies next to her in the sky. Andromeda's head is marked by the star known as Alpheratz. In ancient times, this star was shared with the constellation Pegasus.

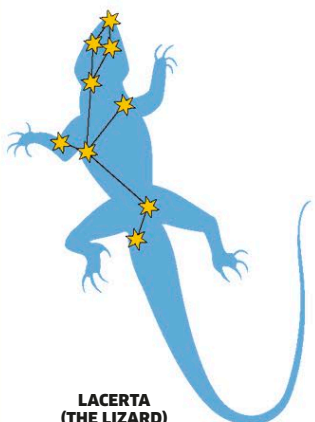
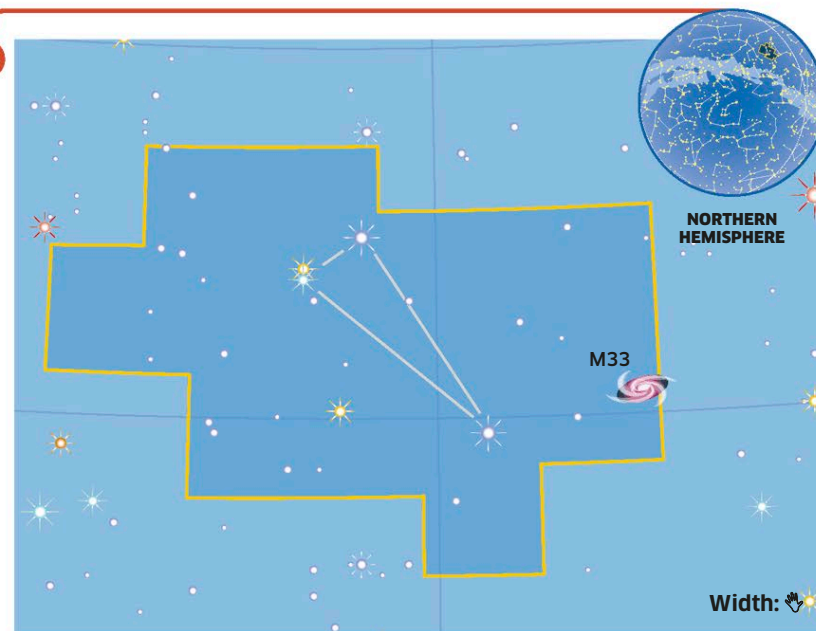
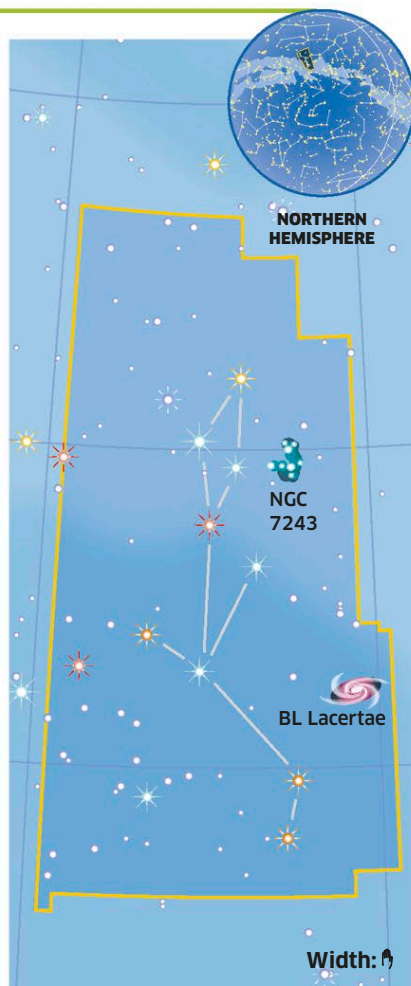


ANDROMEDA



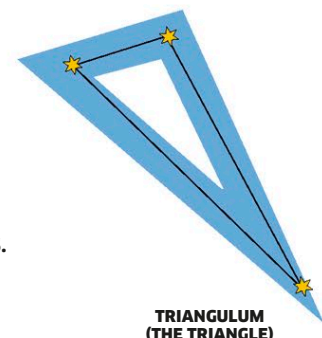
LACERTA

This small figure represents a lizard scuttling between Andromeda and Cygnus. It was devised in 1687 by the Polish astronomer Johannes Hevelius from some faint stars that had not previously been part of any constellation. Of particular note is an object called BL Lacertae. Once thought to be an unusual variable star, it is now known to be the core of an active galaxy.

LACERTA
(THE LIZARD)

TRIANGULUM

To the ancient Greeks, this small, triangular constellation just south of Andromeda represented either the delta of the Nile River or the island of Sicily. Its main feature is M33, a spiral galaxy faintly visible through binoculars. M33 lies nearly 3 million light-years away and is the third-largest member of our Local Group of galaxies.

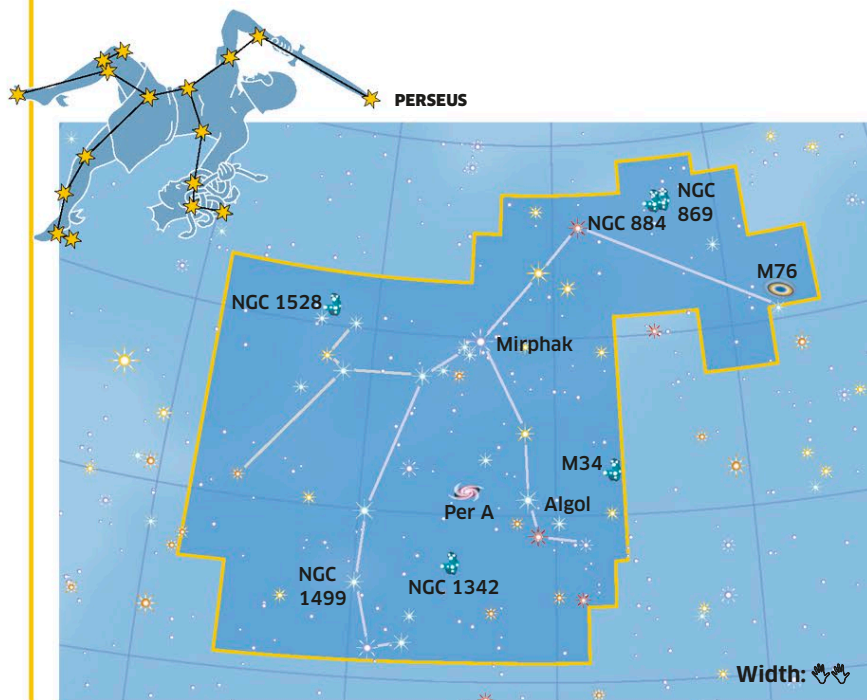
TRIANGULUM
(THE TRIANGLE)

PERSEUS

The constellation Perseus is named after a hero of Greek mythology who was sent to cut off the head of Medusa, an evil character known as a Gorgon. In the sky Perseus is seen holding his sword aloft in his right hand, with the head of Medusa in his left. The head is marked by the variable star Algol.



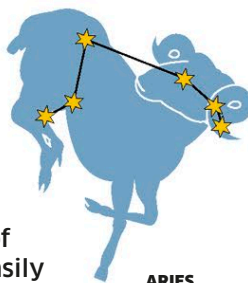
NORTHERN
HEMISPHERE



Width: 🗡️👤

ARIES

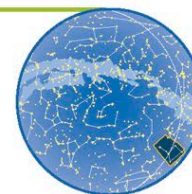
Aries represents a ram with a golden fleece in Greek mythology. According to legend, Jason and the Argonauts made an epic voyage from Greece to the Black Sea to find the fleece and bring it back. The constellation's most obvious feature is a crooked line of three stars south of Triangulum. The most southerly (and faintest) of these stars, Mesartim, is a double star that is easily divided by small telescopes.



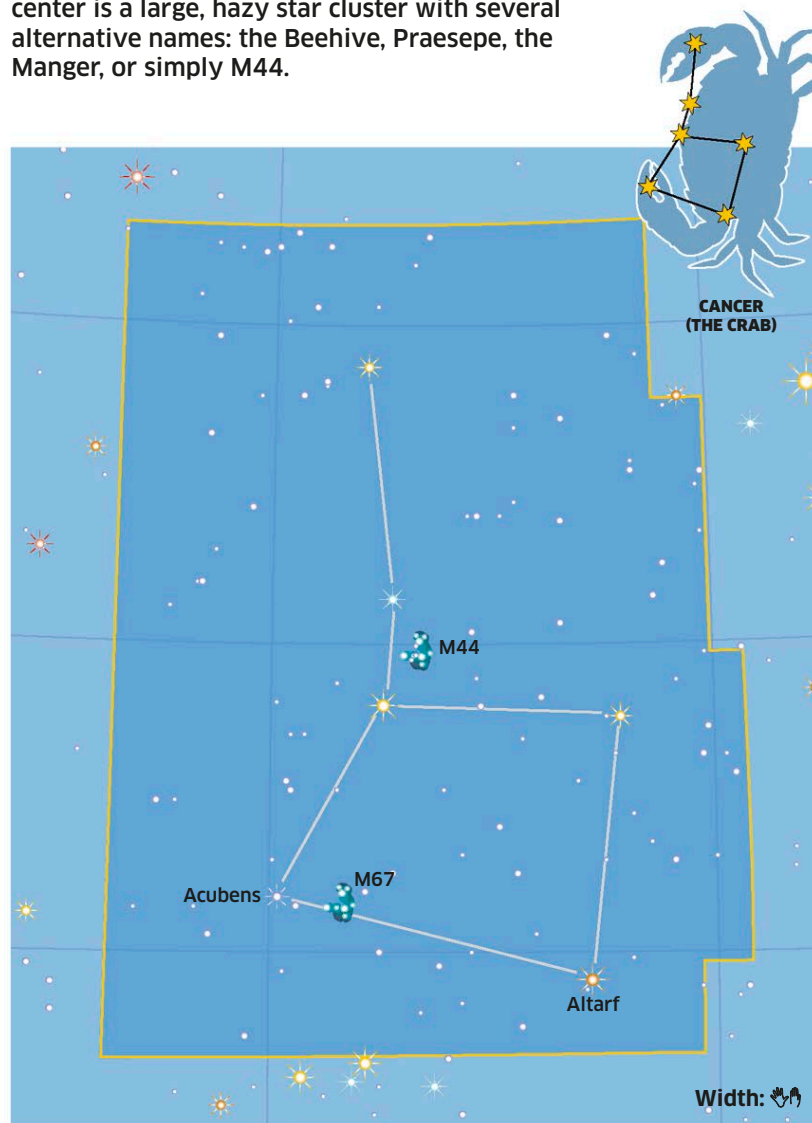
ARIES
(THE RAM)

CANCER


This constellation represents a crab that had a minor role in Greek mythology. According to the story, when Hercules was fighting the multi-headed Hydra, the crab bit him but was then crushed underfoot. Cancer is the faintest of the 12 constellations of the zodiac. Near its center is a large, hazy star cluster with several alternative names: the Beehive, Praesepe, the Manger, or simply M44.



NORTHERN
HEMISPHERE



Width: 🦀

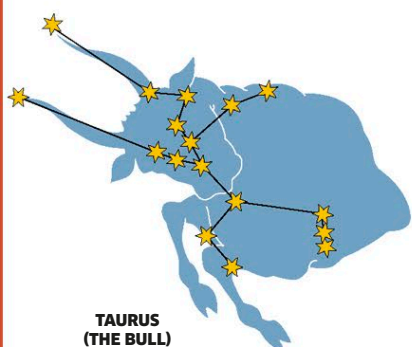


Beehive Cluster

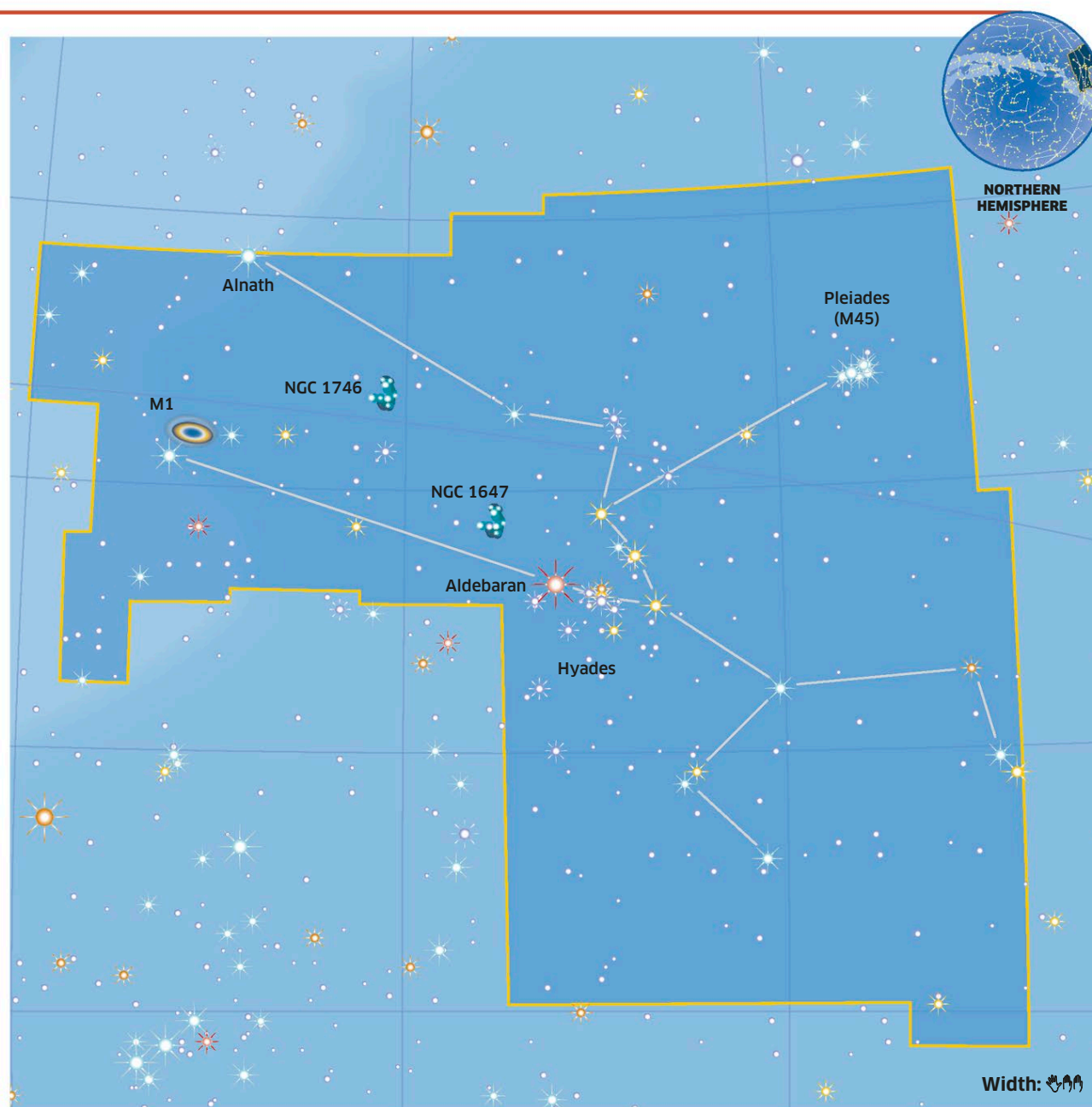
M44 is an open cluster made of stars that lie about 577 light-years from Earth. While the cluster can be seen by the naked eye, most of its stars are visible only with binoculars or a telescope.

TAURUS

Taurus, the Bull, is one of the most magnificent and interesting constellations in the sky. In Greek mythology, the god Zeus turned himself into a bull to carry off Princess Europa to the island of Crete. The brightest star in the constellation is Aldebaran, a red giant that marks the glinting eye of the bull. The star at the tip of the bull's right horn, Alnath (or El Nath), was once shared with Auriga to the north.




TAURUS
(THE BULL)




Pleiades

The Pleiades Cluster, popularly known as the Seven Sisters, is a beautiful star group. Six or more stars can be seen with the naked eye, and binoculars show dozens. Photographs reveal even more, along with a haze of dust that surrounds them.



Crab Nebula

In the year 1054, a new star appeared temporarily in Taurus. This was a supernova, the most violent form of stellar explosion. Now only visible through telescopes, the star's shattered remains can be seen as the Crab Nebula (M1). This image was taken with the Hubble Space Telescope.



Hyades

The face of the bull is marked by a V-shaped group of stars called the Hyades, easily visible to the naked eye. The bright star Aldebaran appears to be one of the Hyades but is, in fact, closer to us, and lies in front of the cluster by chance.

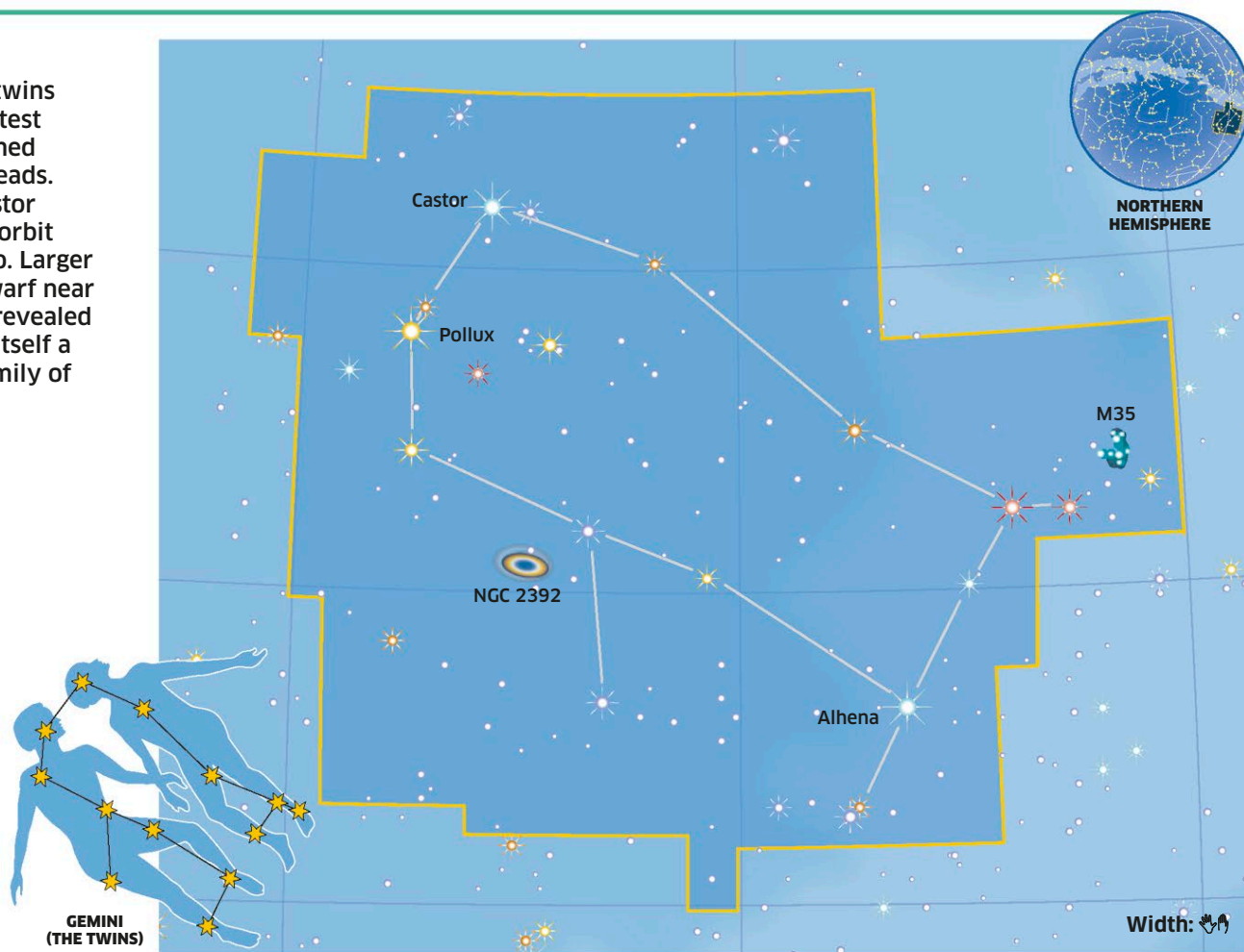
GEMINI

Gemini represents the mythical twins Castor and Pollux. The two brightest stars in the constellation are named after the twins and mark their heads. A small telescope shows that Castor is a double star. These two stars orbit each other every 500 years or so. Larger telescopes show a fainter red dwarf near them. Special instruments have revealed that each of these three stars is itself a close double, making Castor a family of six stars, all linked by gravity.



Eskimo Nebula

The Eskimo Nebula (NGC 2392) is a remarkable planetary nebula. It gets its popular name from its resemblance to a face surrounded by a fur-lined hood. Another name for it is the Clown-Faced Nebula.

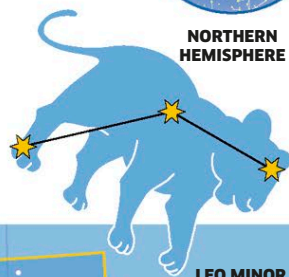


LEO MINOR

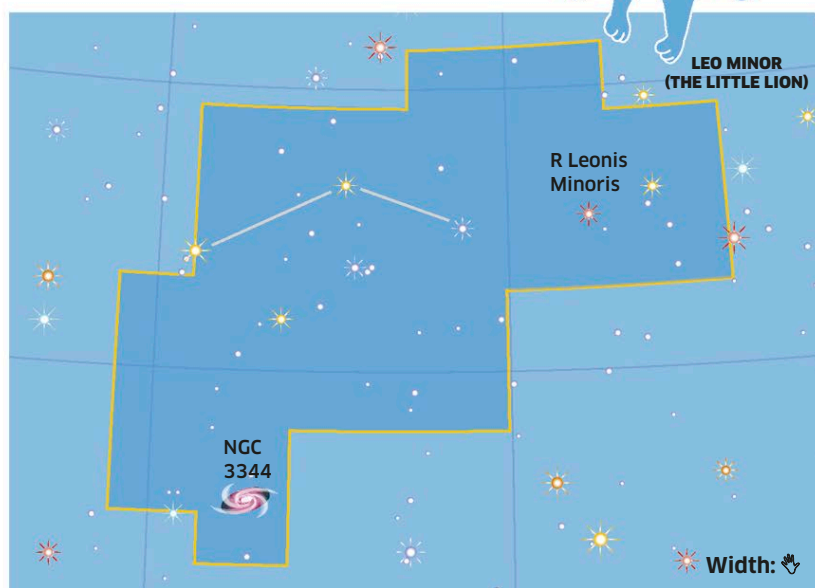
This small constellation represents a lion cub. Polish astronomer Johannes Hevelius introduced it in 1687. Leo Minor contains very few objects of interest. The star R Leonis Minoris is a red giant. Its brightness varies at regular intervals—it can be seen with binoculars at its brightest but is not visible even through small telescopes at its dimmest.



NORTHERN
HEMISPHERE

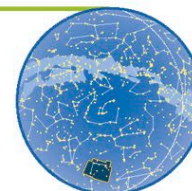


LEO MINOR
(THE LITTLE LION)

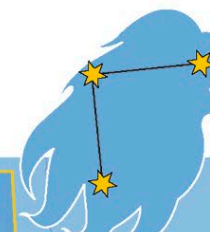


COMA BERENICES

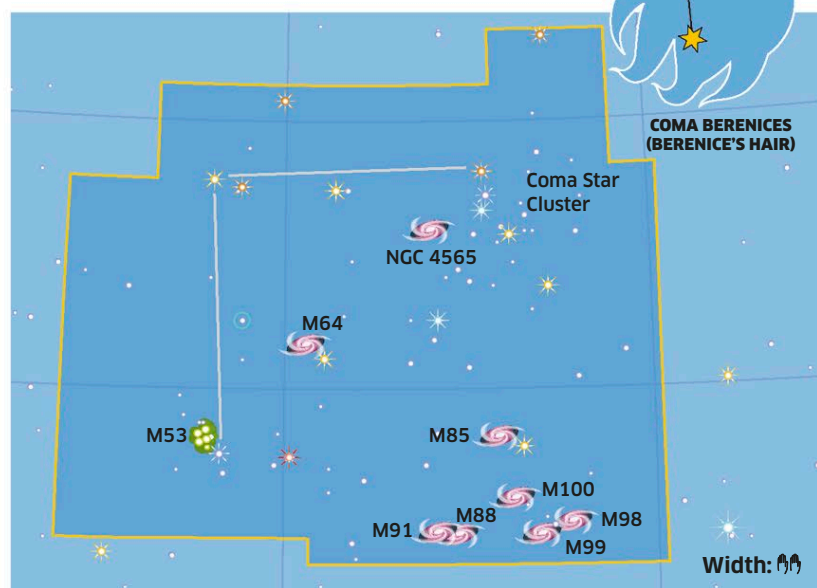
This is a faint but interesting constellation near the tail of Leo, the lion. The ancient Greeks imagined it as the hair of Queen Berenice of Egypt. She cut off her hair to thank the gods after her husband returned safely from fighting a war in Asia. Dozens of faint stars form a wedge-shaped group called the Coma Star Cluster, easily seen in binoculars.

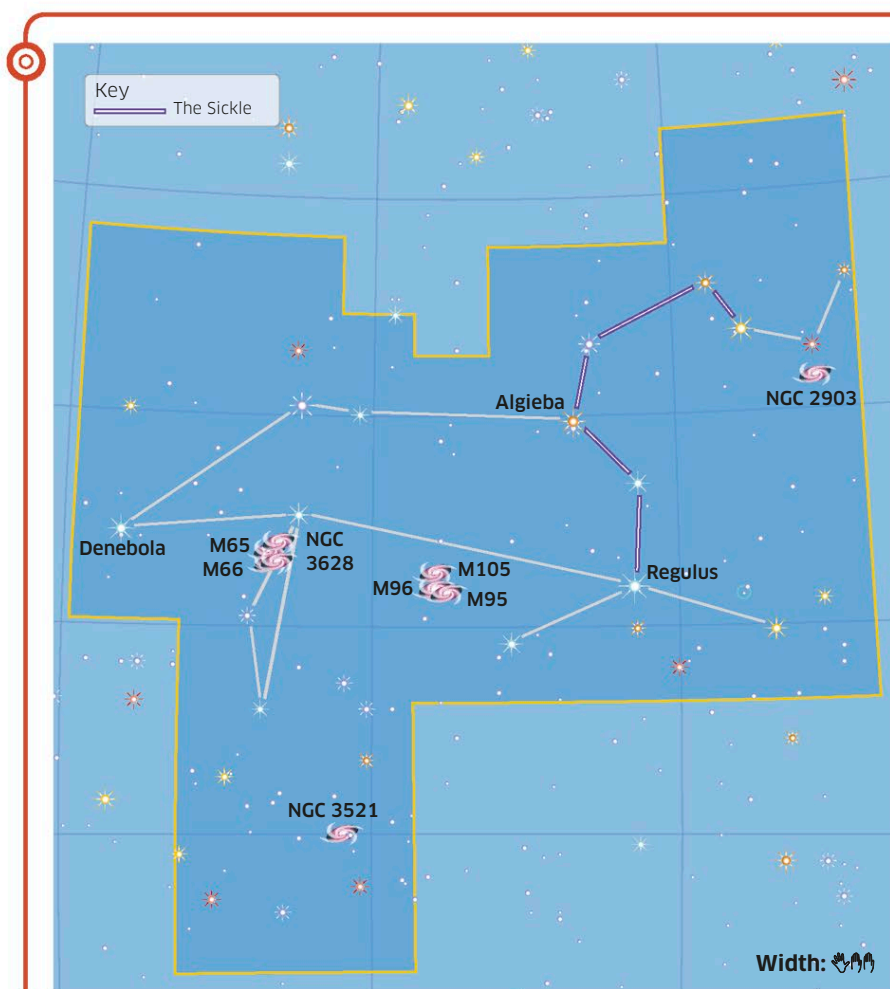


NORTHERN
HEMISPHERE



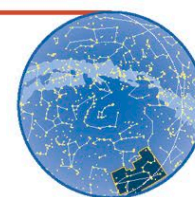
COMA BERENICES
(BERENICE'S HAIR)






LEO

This is one of the few constellations that really looks like what it is supposed to represent—in this case, a crouching lion. In Greek mythology, it was said to be the lion slain by the warrior Hercules as one of his 12 labors. An arc of stars called the Sickle (marked here in purple) forms the lion's head and chest. Leo's brightest star, Regulus, lies at the base of the Sickle. One of the stars in the Sickle, Algieba, can be seen as a double star through small telescopes.



NORTHERN
HEMISPHERE



LEO
(THE LION)



Spiral galaxy M66

M66 is a beautiful spiral galaxy that lies underneath the hind-quarters of Leo, the lion. It forms a pair with another galaxy, M65. They can be glimpsed with small telescopes under good conditions, but large instruments help to see them clearly.

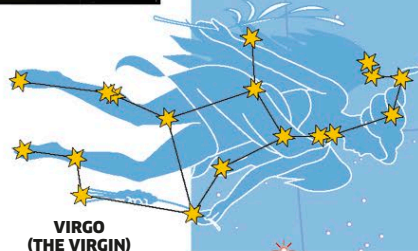
VIRGO

Virgo is the second-largest constellation. In Greek mythology, it represented both the goddess of justice and the goddess of agriculture. The main stars of Virgo form a lazy "Y" shape. The constellation's brightest star, Spica, is at the base of the Y. The star Porrima, in the middle of the Y, is a double star divisible with a small telescope. In the bowl of the Y is the Virgo Cluster—a cluster of more than 1,000 galaxies about 55 million light-years away.

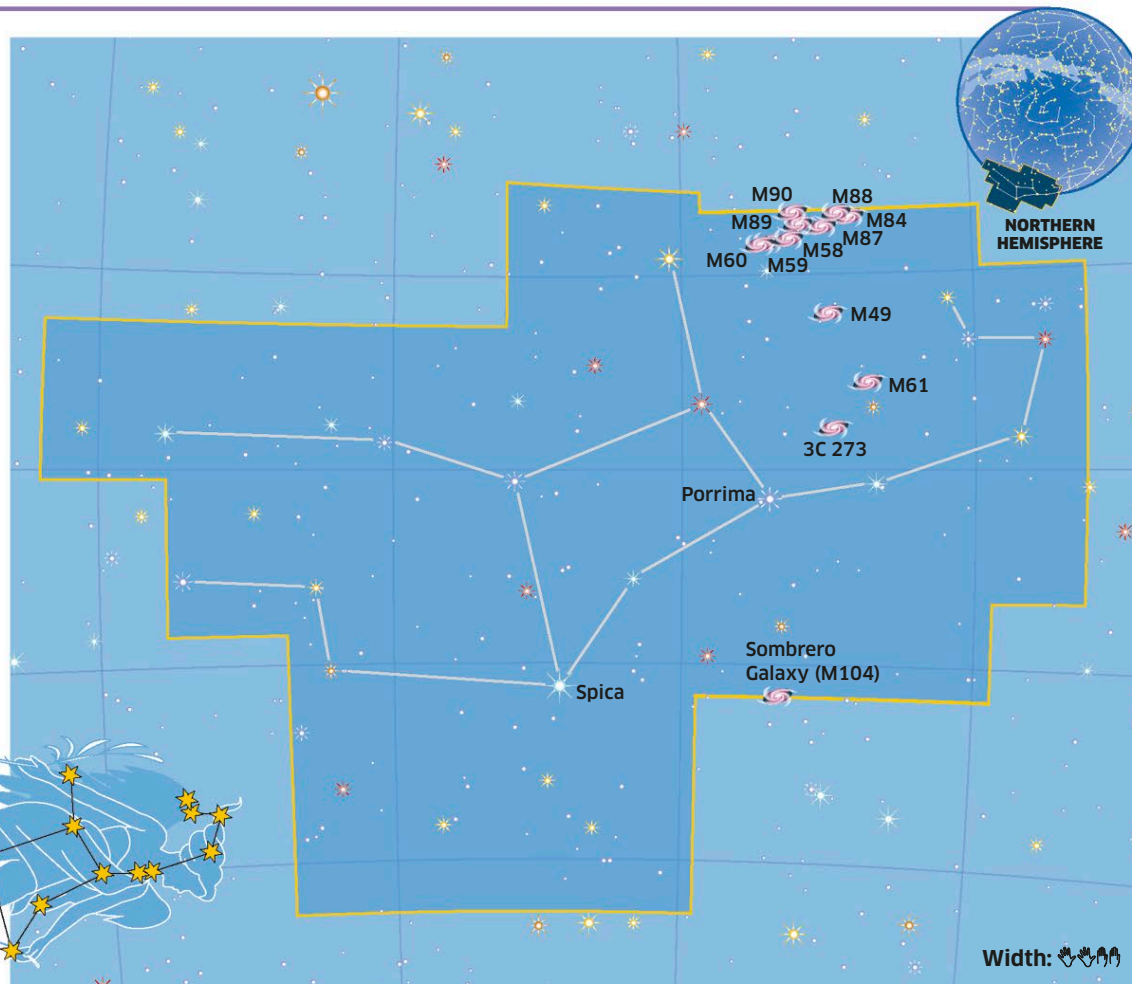


Sombrero Galaxy

The Sombrero Galaxy (M104) is a spiral galaxy seen edge-on that resembles a Mexican sombrero. This view of it was taken by the Hubble Space Telescope. The Sombrero is 30 million light-years away, closer to us than the Virgo Cluster of galaxies.



VIRGO
(THE VIRGIN)




NORTHERN
HEMISPHERE

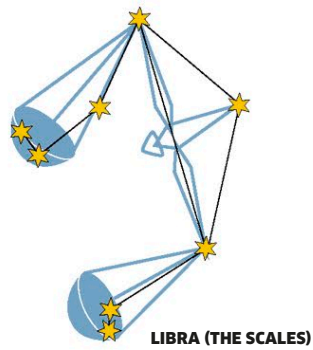
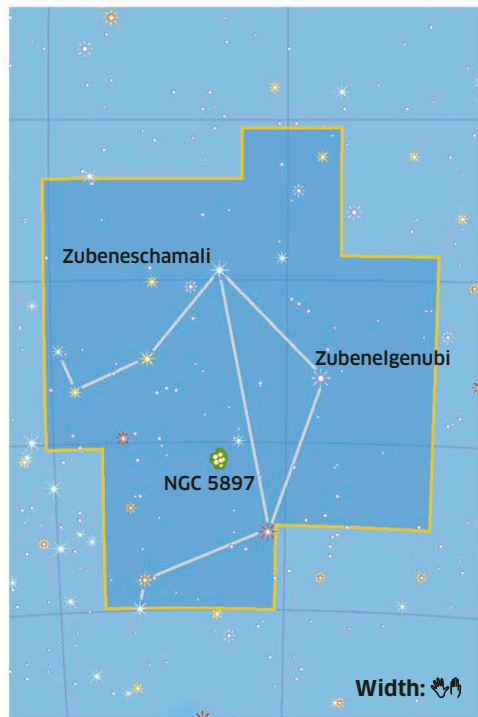
Width: ★★★

LIBRA

The scales of justice are represented by Libra and are held by the goddess of justice, Virgo, who lies next to Libra in the sky. Libra's stars represented the claws of the scorpion, Scorpius, until Roman times.



SOUTHERN
HEMISPHERE




LIBRA (THE SCALES)

Things to look for

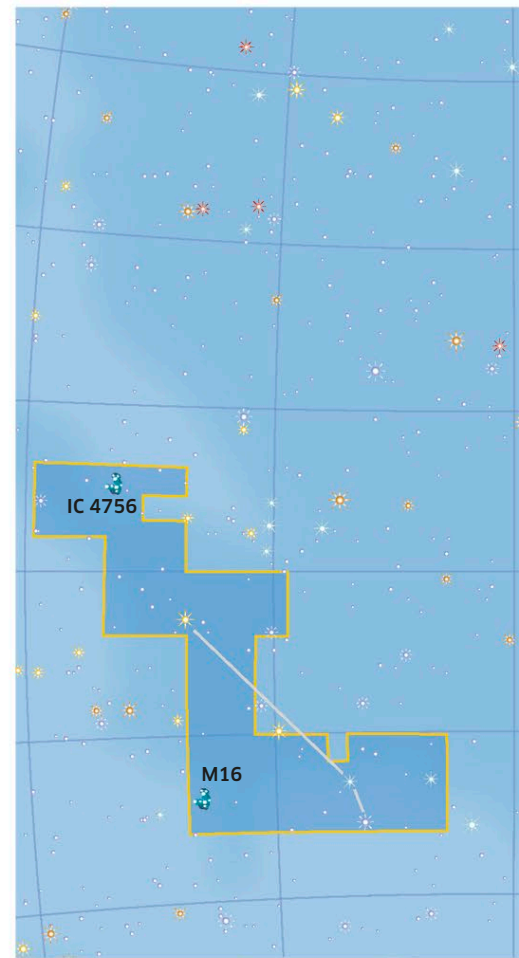
Zubenelgenubi This is a wide double star easily spotted with binoculars or even sharp eyesight. Its strange name comes from the Arabic for "the southern claw."

SERPENS

The constellation Serpens represents a large snake being held by the man in the constellation Ophiuchus. The head of the snake lies on one side of Ophiuchus, the tail on the other. This is the only example of a constellation being split into two. However, the two halves count as only one constellation. Near the neck of the snake lies M5, one of the best globular clusters in the northern sky, just visible through binoculars. Binoculars will also show an open cluster called IC 4756 near the snake's tail.



SERPENS
(THE SERPENT)




CORONA BOREALIS

Shaped like a horseshoe, this constellation represents the jeweled crown worn by Princess Ariadne of Crete when she married the god Dionysus. Within the arc of the crown lies a most unusual variable star, R Coronae Borealis. This is a yellow supergiant that suddenly drops in brightness every few years.

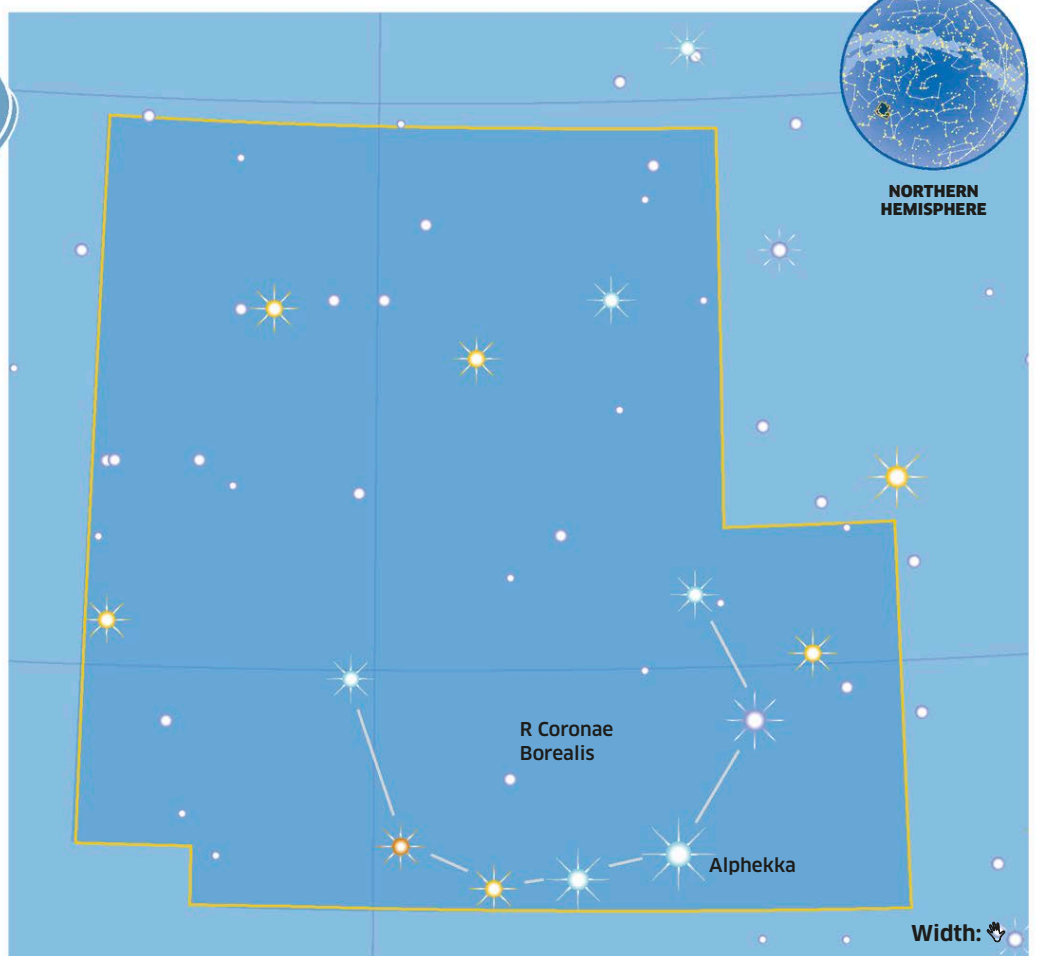


CORONA BOREALIS
(THE NORTHERN
CROWN)



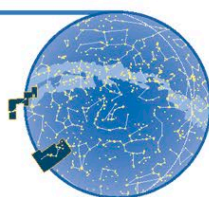
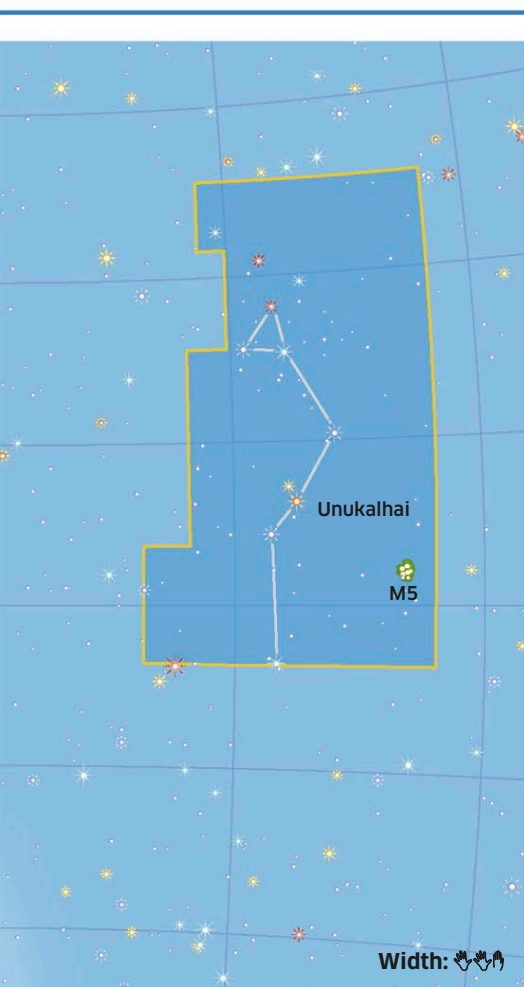

Jewel in the crown

Alphekka is the brightest member of the arc of seven stars that makes up the Northern Crown, Corona Borealis. The star is also known as Gemma.



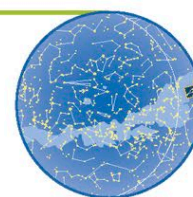
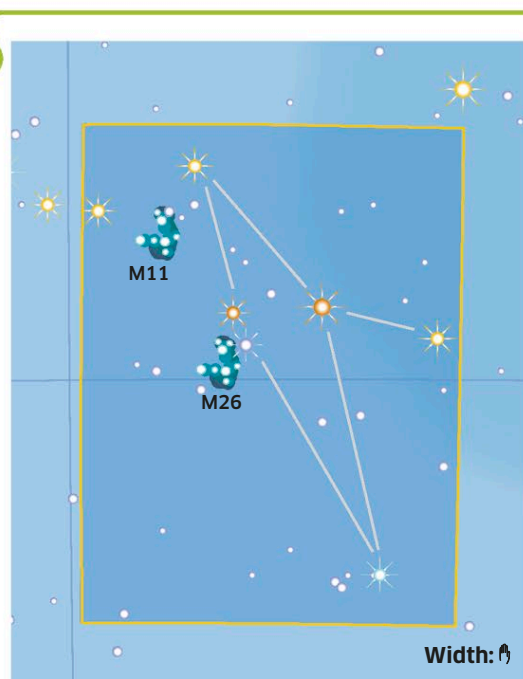
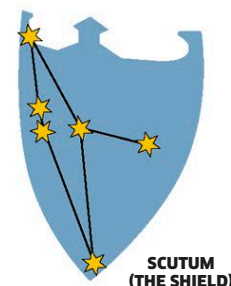
NORTHERN
HEMISPHERE

Width: 

NORTHERN
HEMISPHERE**Eagle Nebula**

In the tail section of Serpens lies a star cluster called M16, visible through binoculars. Surrounding it is a glowing cloud of gas called the Eagle Nebula, seen here through the Hubble Telescope.

Width: 🐉🐉🐉

SOUTHERN
HEMISPHERESCUTUM
(THE SHIELD)

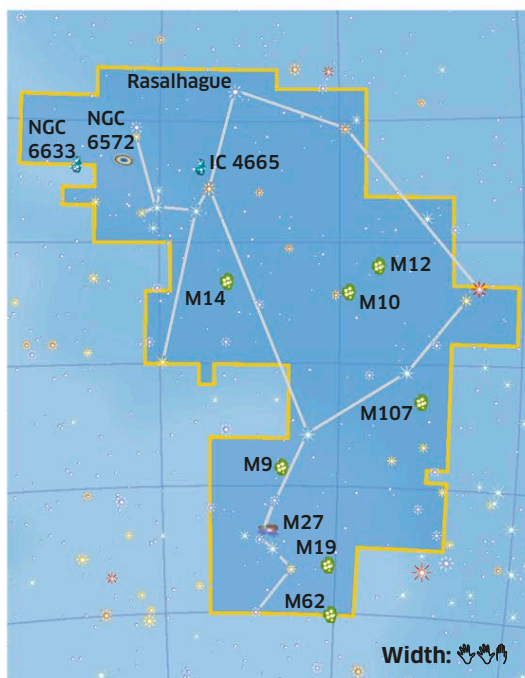
Width: 🏹

SCUTUM

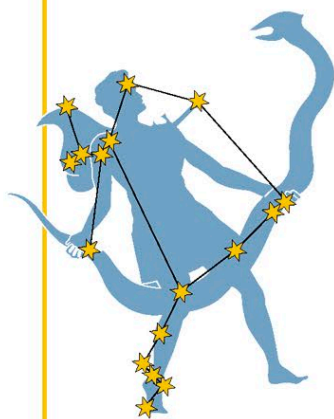
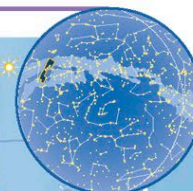
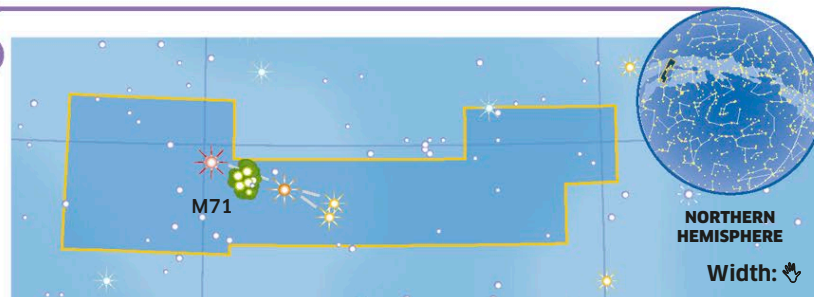
This small constellation represents a shield. It was created in the late 17th century by the Polish astronomer Johannes Hevelius. One of the brightest parts of the Milky Way lies in the northern half of this constellation and is known as the Scutum Star Cloud. Near the border with the constellation Aquila is M11, a star cluster often called the Wild Duck Cluster because its shape resembles a flock of birds in flight.

OPHIUCHUS

This constellation represents the god of medicine. In the sky he is depicted holding a large snake: the constellation Serpens. Ophiuchus contains several globular clusters that can be seen with binoculars and small telescopes. The brightest of them are M10 and M12.

SOUTHERN
HEMISPHERE

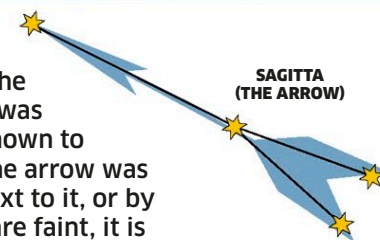

Width: 🐉🐉🐉

OPHIUCHUS
(THE SERPENT HOLDER)NORTHERN
HEMISPHERE

Width: 🏹

SAGITTA

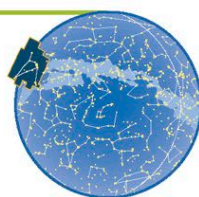
The third-smallest constellation in the sky, Sagitta represents an arrow. It was one of the original constellations known to the ancient Greeks, who said that the arrow was shot either by Hercules, who lies next to it, or by one of the gods. Although its stars are faint, it is quite easy to recognize.

SAGITTA
(THE ARROW)**Globular cluster M71**

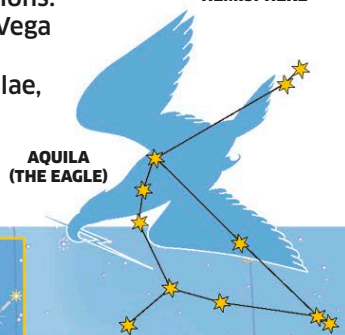
Sagitta contains a faint globular cluster, M71, visible through small telescopes. It measures about 27 light-years wide and is thought to be about 10 billion years old.

AQUILA

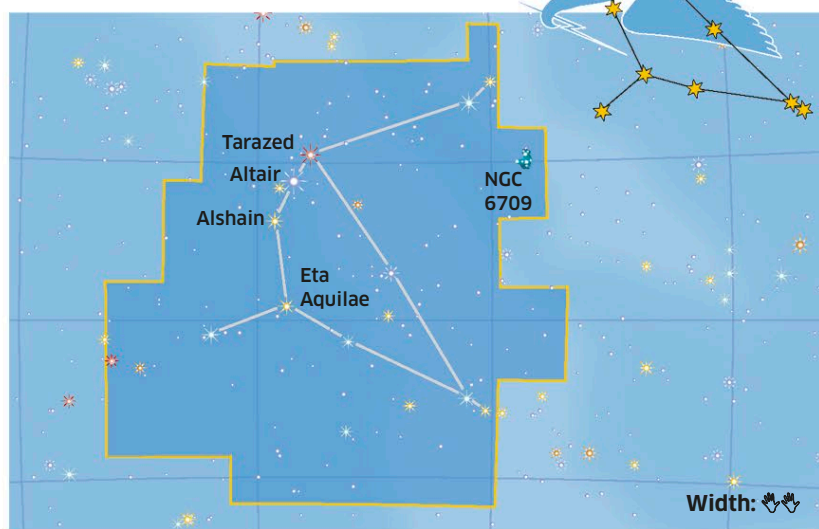
Aquila represents a flying eagle, one of the disguises that was said in mythology to have been adopted by the Greek god Zeus. Its main star is Altair, which marks one corner of the Summer Triangle—a famous triangle made of bright stars from different constellations. The other two stars of the triangle are Vega in Lyra and Deneb in Cygnus. The most interesting feature in Aquila is Eta Aquilae, one of the brightest examples of the type of variable star known as a Cepheid.



NORTHERN
HEMISPHERE



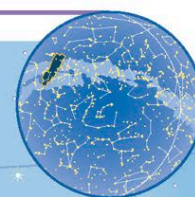
AQUILA
(THE EAGLE)



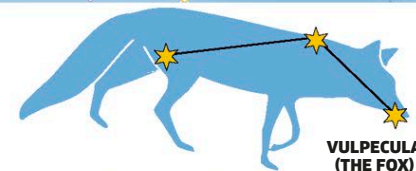
Width: 🐾🐾

VULPECULA

Polish astronomer Johannes Hevelius named this faint constellation in the late 17th century. It represents a fox. An attractive object for binoculars is a group of stars called the Coathanger, shaped like a bar with a hook on top.




NORTHERN
HEMISPHERE




VULPECULA
(THE FOX)

Dumbbell Nebula
A famous object in the constellation Vulpecula is the Dumbbell Nebula (M27). This planetary nebula (a shell of gas thrown off from a dying star) can be seen with binoculars on clear nights.

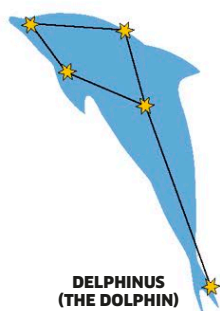


DELPHINUS

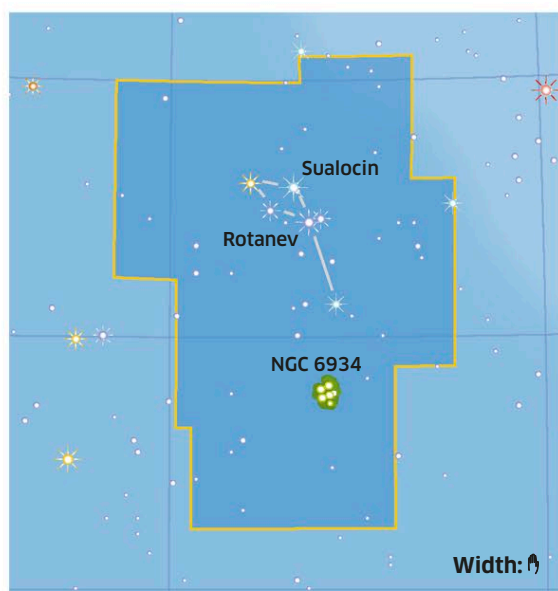
This attractive constellation represents a dolphin. In mythology, this was the dolphin that rescued the Greek musician Arion when he jumped overboard from a ship to escape a band of robbers. The constellation's two brightest stars bear the odd names Sualocin and Rotanev. Read backward, they spell Nicolaus Venator, the name of the Italian astronomer who is thought to have named them after himself.



NORTHERN
HEMISPHERE



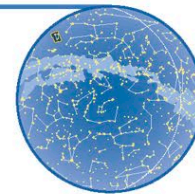
DELPHINUS
(THE DOLPHIN)



Width: 🐾

EQUULEUS

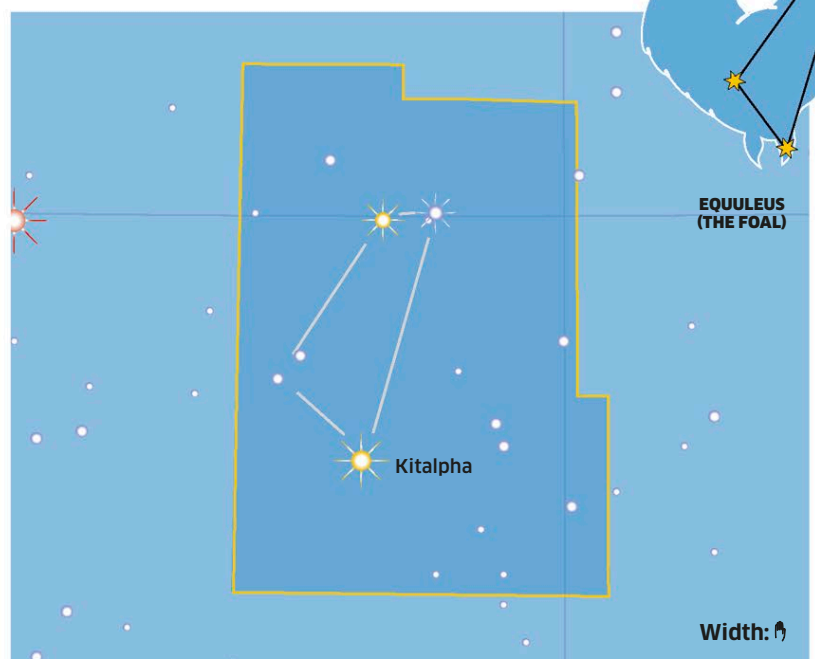
Equuleus is the second-smallest constellation in the sky, representing the head of a foal. It lies next to the large flying horse Pegasus and was one of the constellations known to the ancient Greeks. There is little of interest in it apart from a double star, Kitalpha, that can easily be divided with binoculars.



NORTHERN
HEMISPHERE



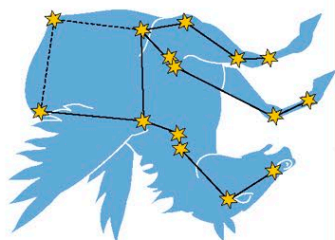
EQUULEUS
(THE FOAL)



Width: 🐾

PEGASUS

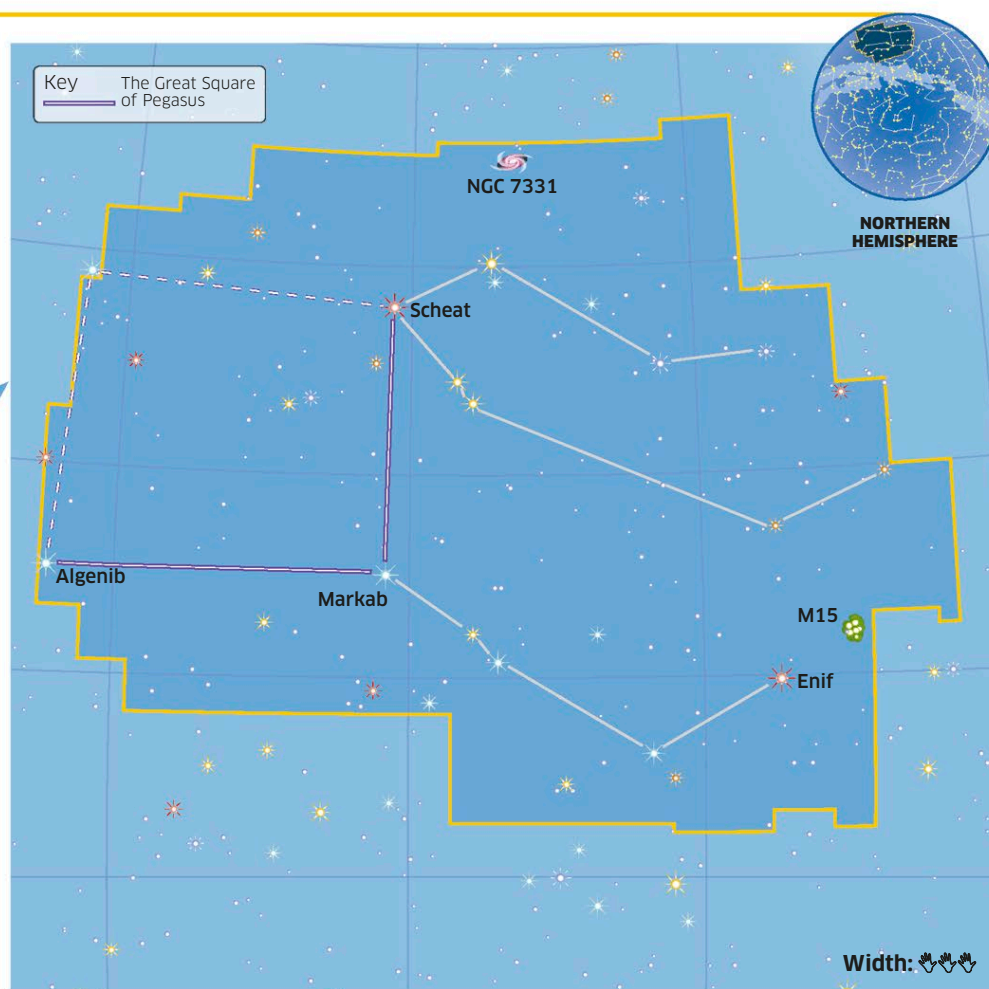
This large constellation of the northern sky represents a flying horse in Greek mythology. Its most noticeable feature is a pattern called the Great Square, formed by four stars that outline the horse's body. However, only three stars of the Square actually belong to Pegasus—the fourth is over the border in Andromeda (although in the past it was shared by the two constellations). The Square is so large that 30 full moons placed side by side could fit inside it. The horse's nose is marked by the star Enif.



PEGASUS
(THE WINGED HORSE)

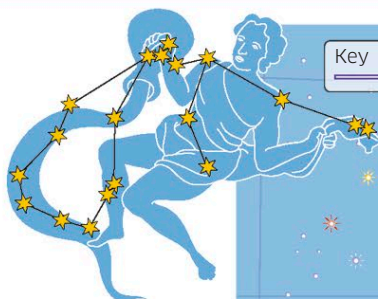


Globular cluster M15
Near the star Enif lies M15, one of the finest globular clusters in northern skies. This is easily visible through binoculars as a fuzzy patch. Telescopes reveal it as a vast ball of stars.



AQUARIUS

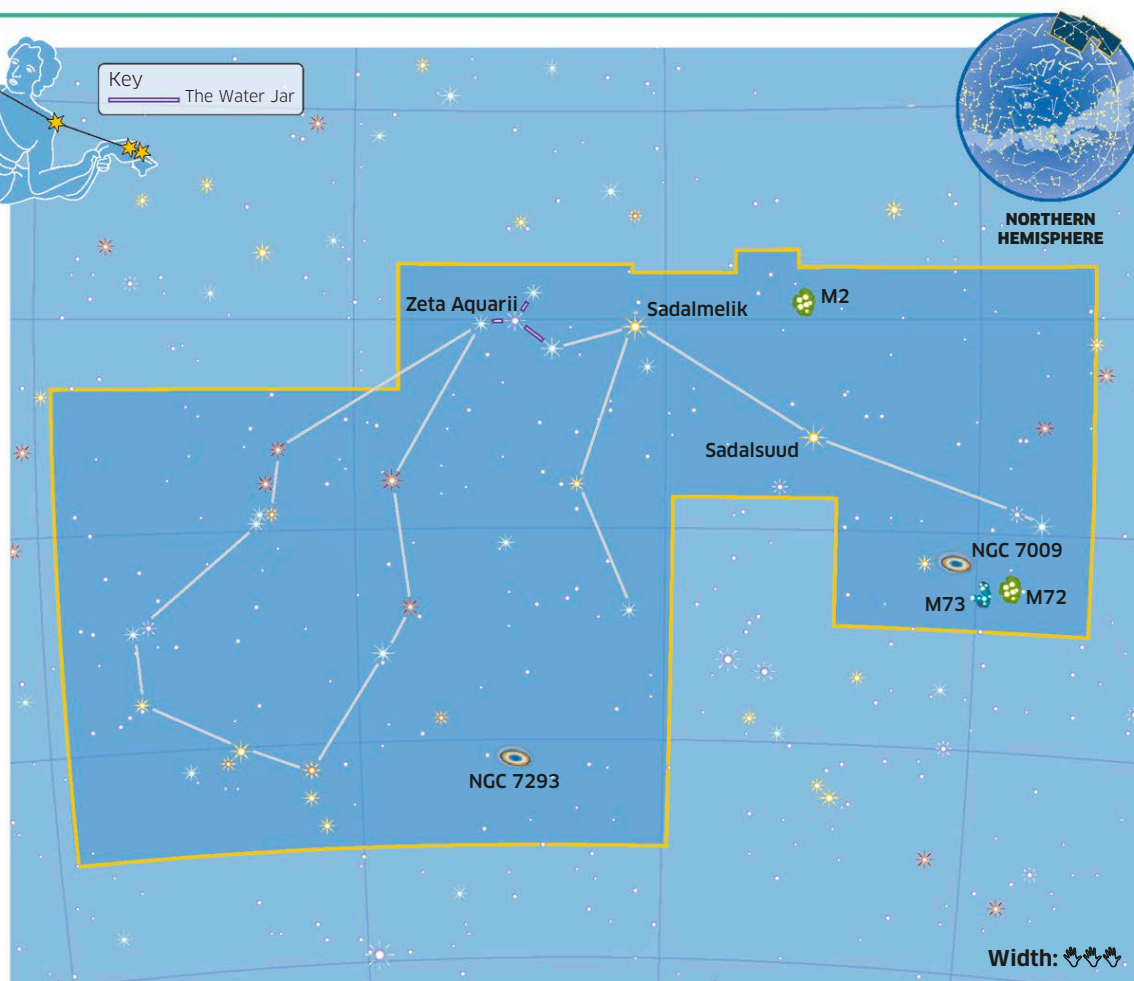
The constellation Aquarius represents a young man pouring water from a jar. The jar is represented by a little group of stars around Zeta Aquarii. A string of fainter stars cascading southward represents the flow of water. In the north of the constellation lies the globular cluster M2, visible as a faint patch through binoculars. Two famous planetary nebulas (remains of dying stars) can be found in Aquarius with telescopes.



AQUARIUS
(THE WATER CARRIER)



Helix Nebula
This looks like a beautiful flower. It is actually a shell of gas thrown off from the star at the center of the nebula.

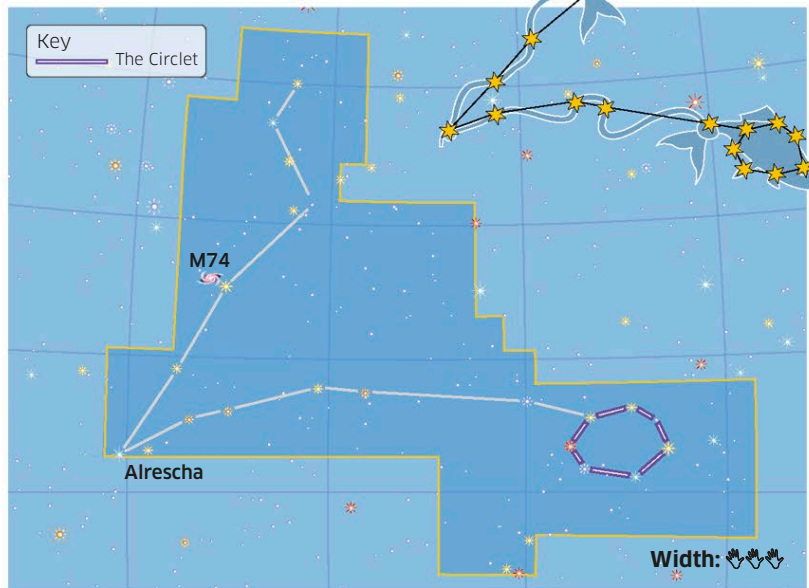


PISCES

Pisces represents two fish with their tails tied together by ribbons. The star Alrescha marks the knot joining the two ribbons. The constellation depicts the Greek myth in which Aphrodite and her son Eros turned themselves into fish to escape from a monster, Typhon. A loop of seven stars called the Circllet marks the body of one of the fish. Pisces includes M74, a beautiful face-on spiral galaxy just visible through small telescopes.



NORTHERN HEMISPHERE



PISCES (THE FISHES)

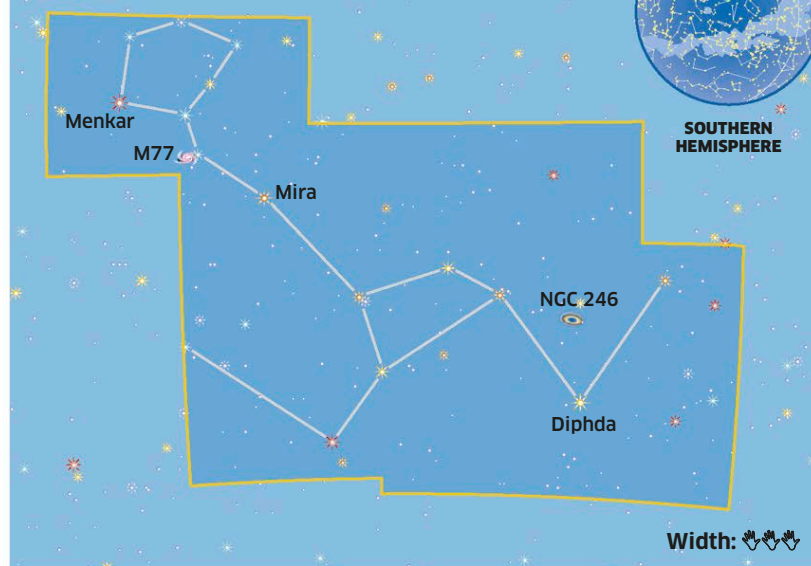
Width: 🐾🐾🐾

CETUS

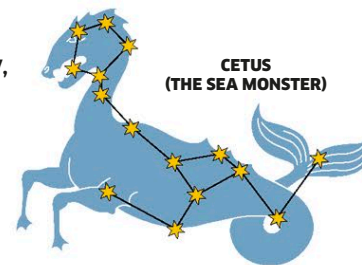
Cetus, the Sea Monster, is the fourth-largest constellation. In Greek mythology, Andromeda was chained to a rock as a sacrifice to the monster, but Perseus saved her. In the neck of Cetus lies Mira, a famous variable star. When at its brightest, Mira is easily visible to the naked eye, but it fades from view for months at a time.



SOUTHERN HEMISPHERE



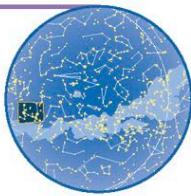
Width: 🐾🐾🐾



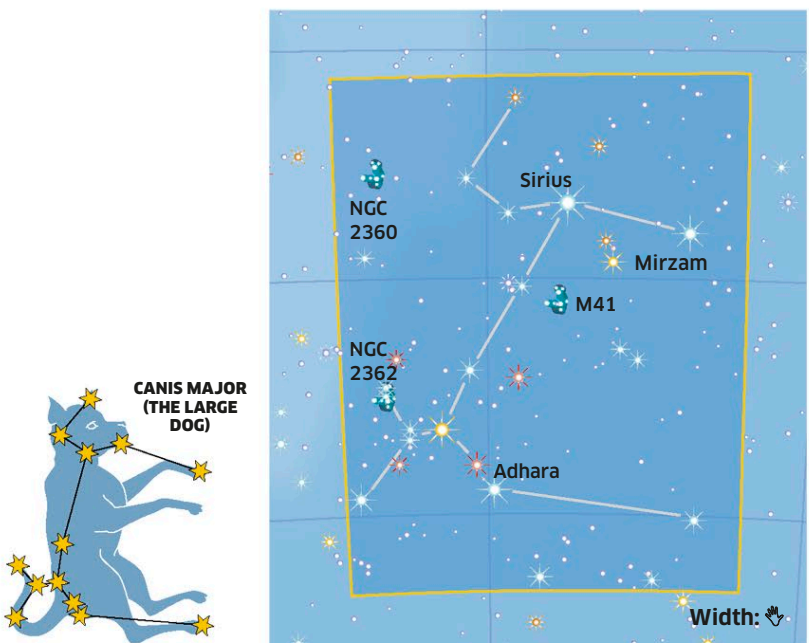
CETUS (THE SEA MONSTER)

CANIS MAJOR

The constellation Canis Major and nearby Canis Minor represent the dogs of Orion. Canis Major contains the brightest star in the night sky, Sirius, which lies 8.6 light-years away. South of Sirius is the star cluster M41, which is just visible to the naked eye under clear dark skies and is a beautiful sight through binoculars.

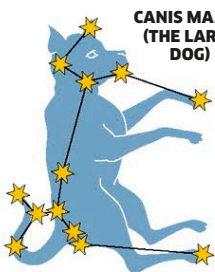


SOUTHERN HEMISPHERE



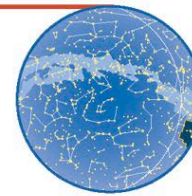
CANIS MAJOR (THE LARGE DOG)

Width: 🐾

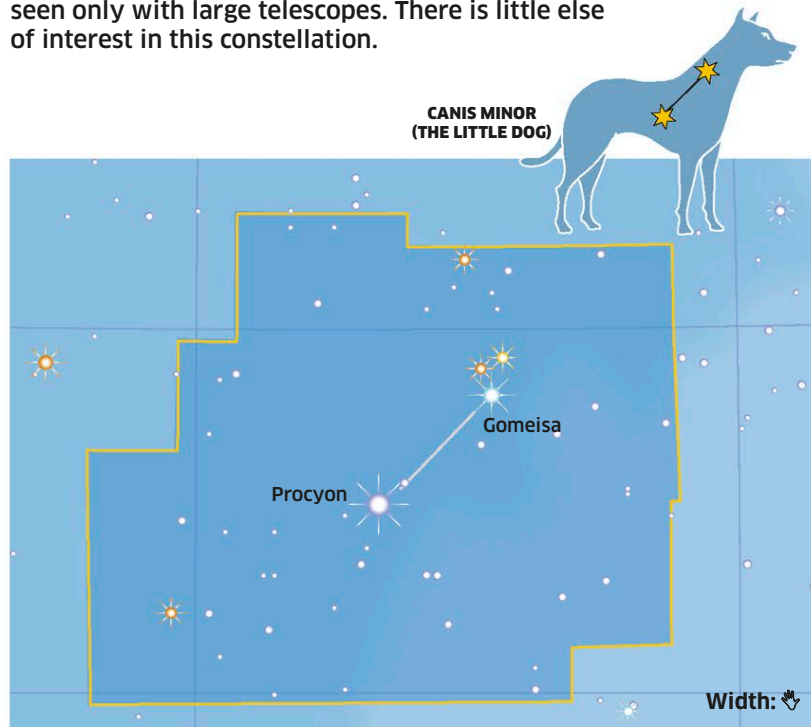


CANIS MINOR

Canis Minor is the smaller of the two dogs of Orion. Its main star, Procyon, is the eighth-brightest in the sky. Procyon forms a large triangle with the other Dog Star (Sirius in Canis Major) and Betelgeuse in Orion. Both Procyon and Sirius are orbited by white dwarf stars, but these companions can be seen only with large telescopes. There is little else of interest in this constellation.

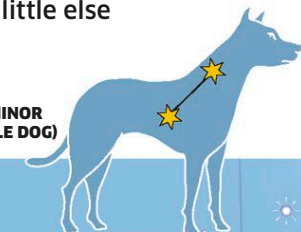


SOUTHERN HEMISPHERE




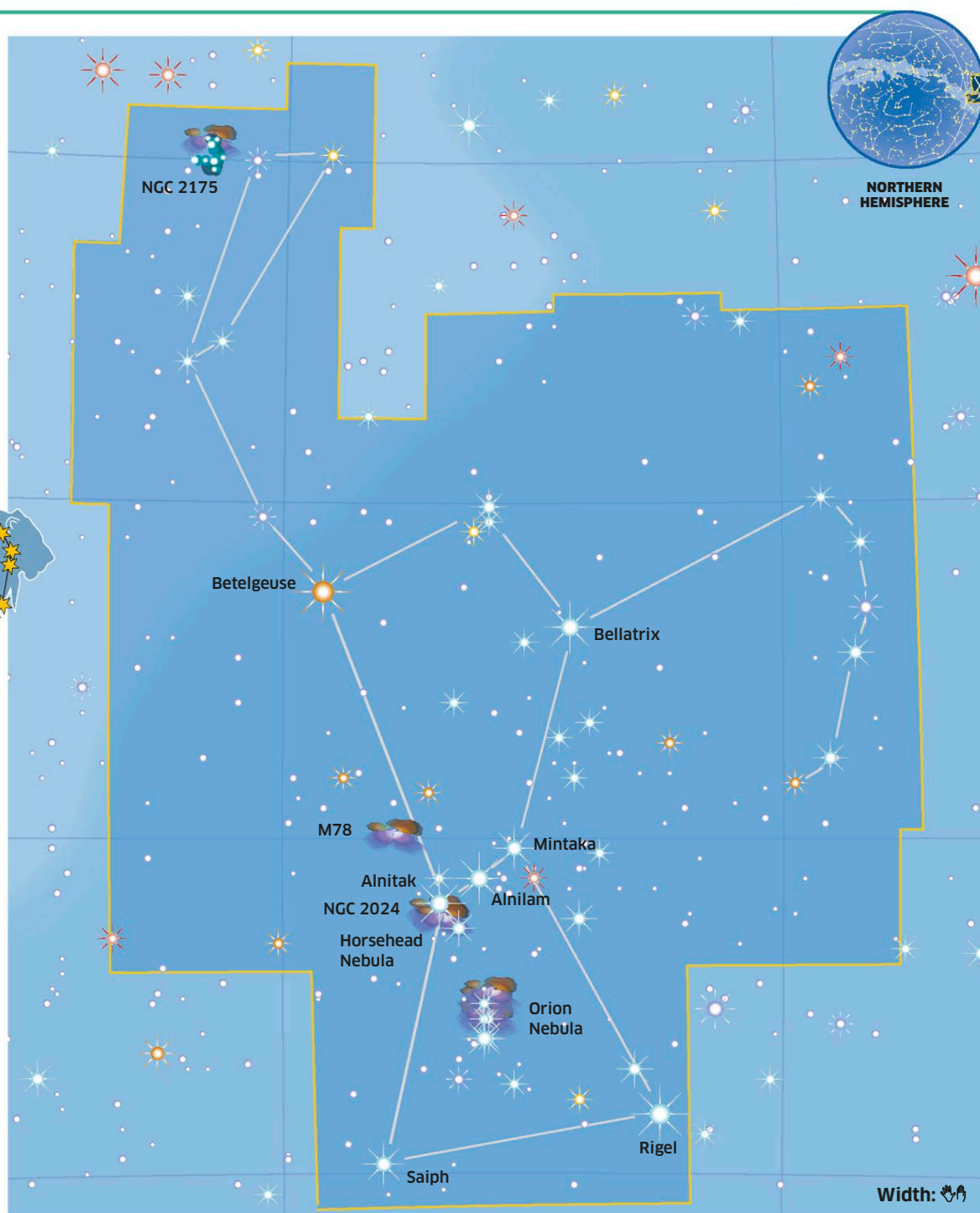
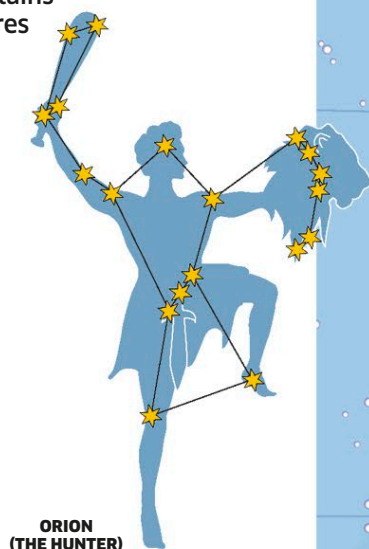
CANIS MINOR (THE LITTLE DOG)

Width: 🐾




ORION

This constellation represents a giant hunter of Greek mythology. In the sky he is depicted raising his club and shield against Taurus, the Bull, the constellation next to him. The bright star Betelgeuse marks Orion's right shoulder and Rigel is his left foot. Betelgeuse is a red supergiant, which varies slightly in brightness, while Rigel, another supergiant star, is hotter and bluer. One feature that makes Orion easy to identify is the line of three stars that mark his belt. From the belt hangs his sword, which contains one of the treasures of the sky, the Orion Nebula.



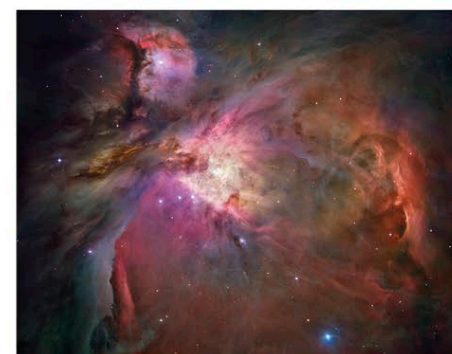
Trapezium

At the center of the Orion Nebula lies a group of four stars called the Trapezium, which can be seen through small telescopes. Light from these newborn stars helps make the surrounding gas glow.



Horsehead Nebula

Looking like a knight in a celestial chess game, the Horsehead Nebula is a dark cloud of dust, seen here through the Hubble Telescope. The nebula is located just below the star Alnitak in Orion's belt. The background nebula is faint and the Horsehead shows up well only in photographs.



Orion Nebula

The Orion Nebula, a large star-forming cloud of gas, looks like a patch of mist in binoculars and small telescopes, but when pictured by the Hubble Space Telescope, its full complexity and color can be seen.

MONOCEROS

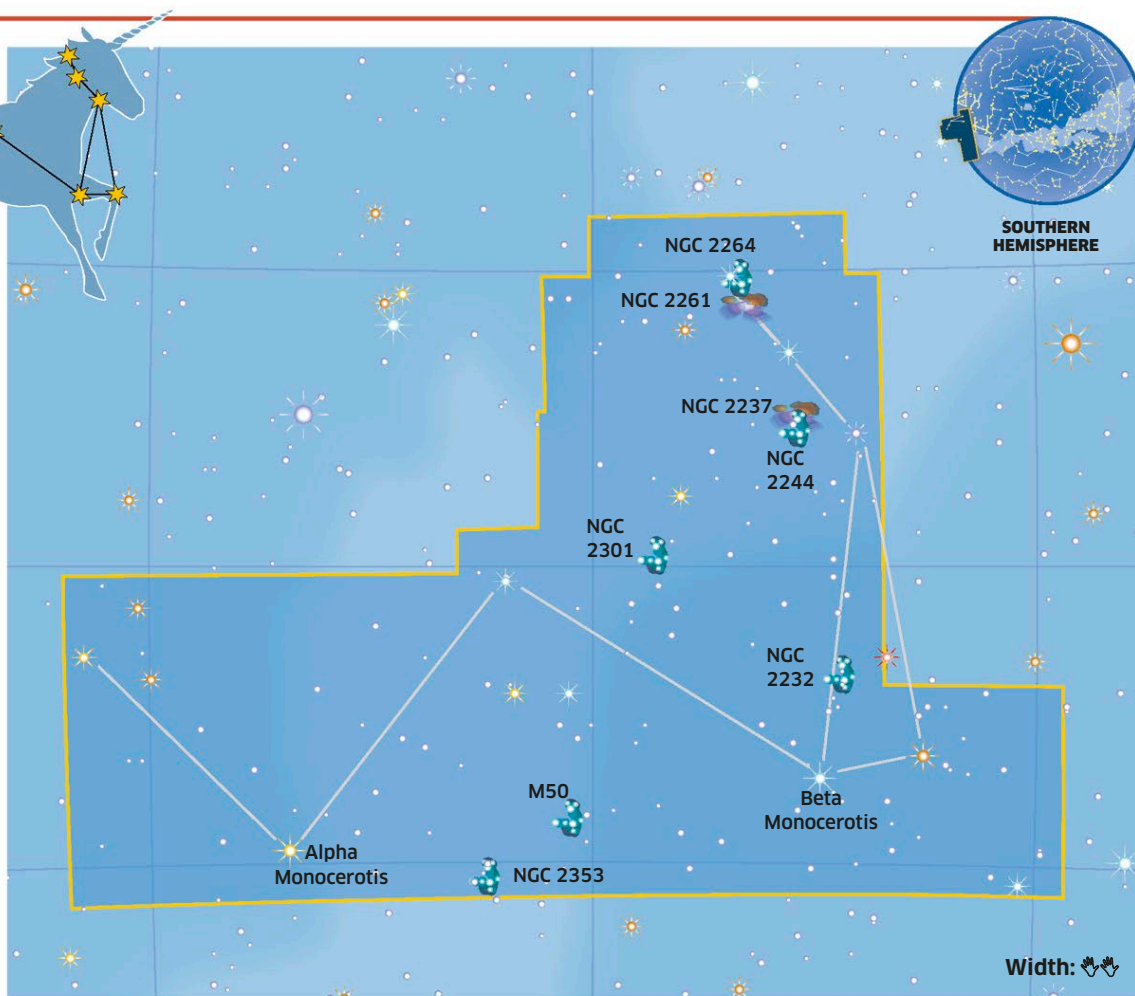
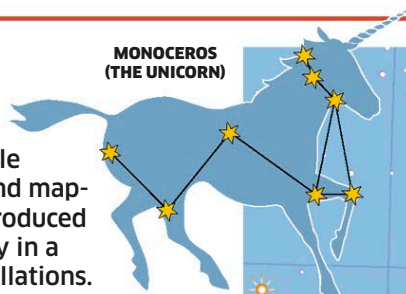
This constellation represents a unicorn, the mythical beast with a single horn. Dutch astronomer and map-maker Petrus Plancius introduced it in the early 17th century in a gap between Greek constellations. One feature of interest is Beta Monocerotis, which is an excellent triple star for small telescopes. Three attractive star clusters for binoculars or small telescopes are M50, NGC 2244, and NGC 2264.



Rosette Nebula

The star cluster NGC 2244 lies within a flowerlike cloud of gas known as the Rosette Nebula. The star cluster can easily be seen with binoculars, but the nebula, glowing like a pink carnation, shows up only on photographs.

MONOCEROS
(THE UNICORN)

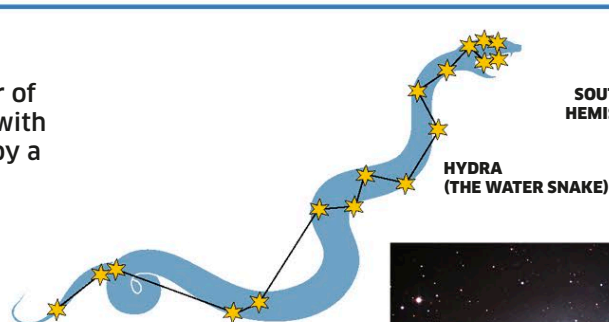


SOUTHERN
HEMISPHERE

Width: 🖐️🖐️🖐️🖐️🖐️

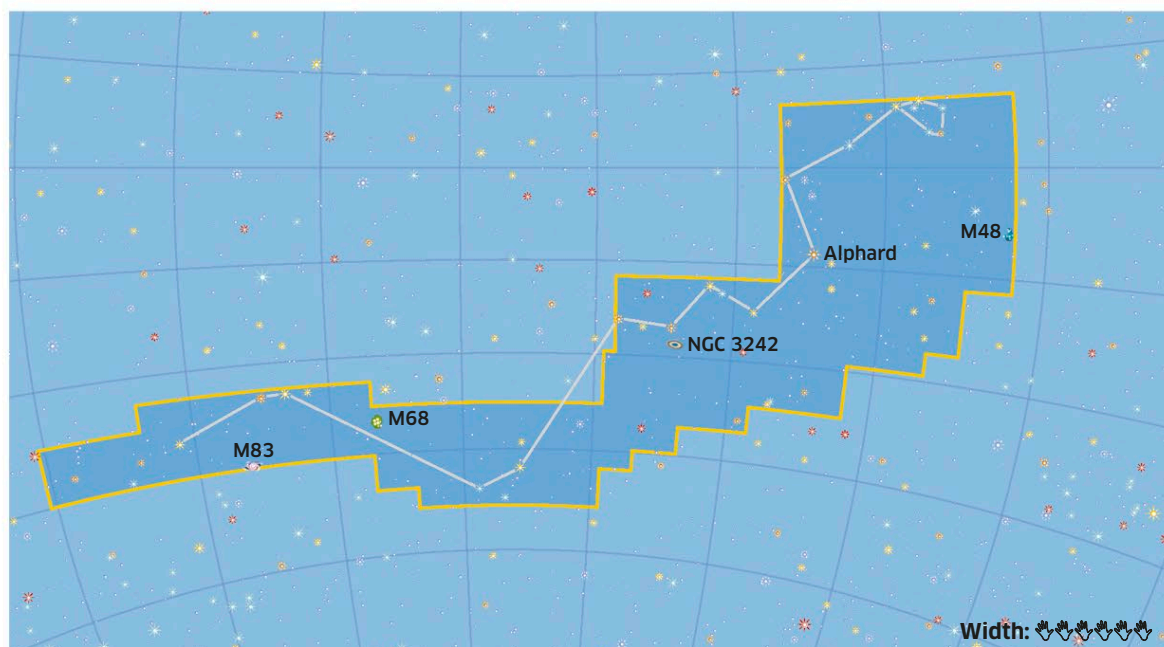
HYDRA

This is the largest constellation of all, stretching more than a quarter of the way around the sky. In Greek mythology, Hydra was a monster with many heads, although in the sky it has only one head, represented by a loop of five stars. Its brightest star is called Alphard, meaning “the solitary one,” since it lies in a fairly blank area of sky. M48, near the border with Monoceros, is a star cluster visible through binoculars and small telescopes.



SOUTHERN
HEMISPHERE

HYDRA
(THE WATER SNAKE)



Width: 🖐️🖐️🖐️🖐️🖐️

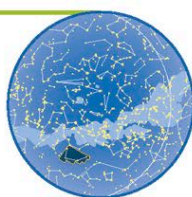


Spiral galaxy M83

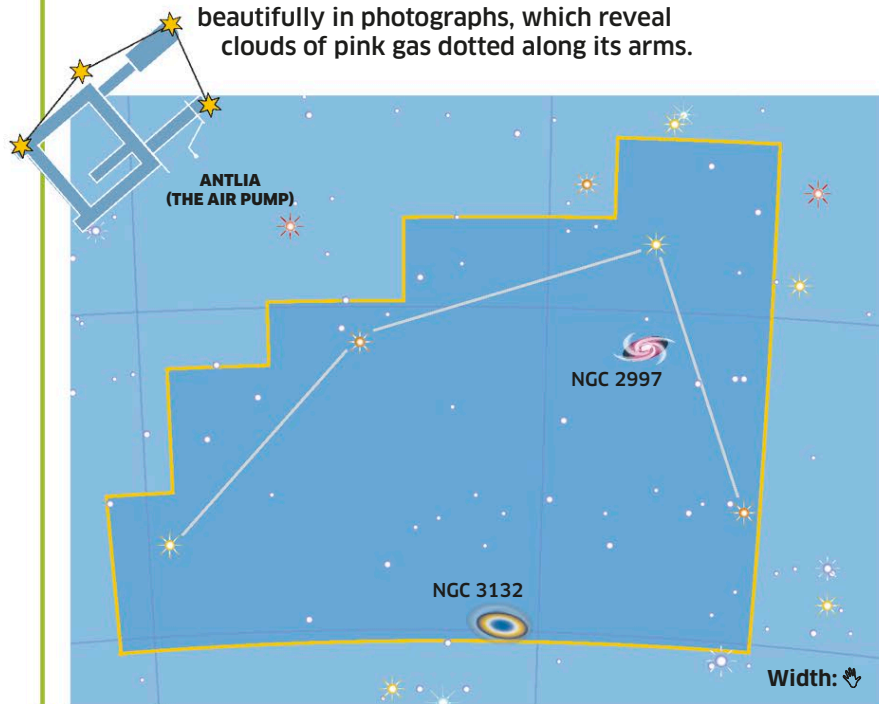
Sometimes known as the Southern Pinwheel, M83 is a beautiful spiral galaxy 15 million light-years away. It can be seen as a faint patch through small telescopes, but larger instruments are needed to bring out the beauty of its spiral arms.

ANTLIA

This is a small, faint southern constellation invented in the 1750s by the French astronomer Nicolas Louis de Lacaille. Its name, which means “pump,” commemorates the invention of a kind of air pump. The constellation’s most impressive feature is a spiral galaxy called NGC 2997. This is too faint to see with small telescopes but shows up beautifully in photographs, which reveal clouds of pink gas dotted along its arms.



SOUTHERN
HEMISPHERE

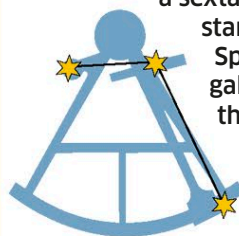


SEXTANS

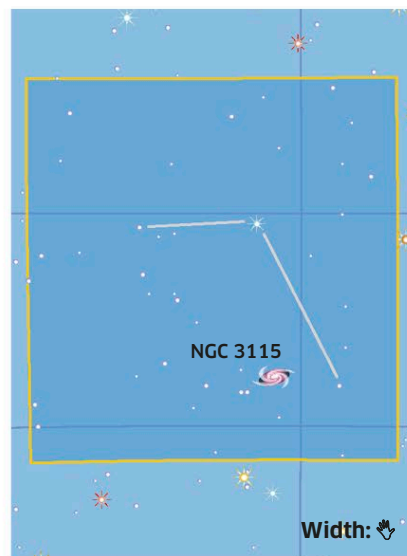
A faint constellation that was invented in the late 17th century by the Polish astronomer Johannes Hevelius, Sextans represents an instrument called a sextant, which was used for measuring star positions. Sextans contains the Spindle Galaxy (NGC 3115), a galaxy several times larger than our Milky Way.



SOUTHERN
HEMISPHERE



SEXTANS
(THE SEXTANT)



Spindle Galaxy

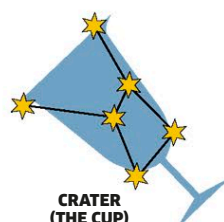
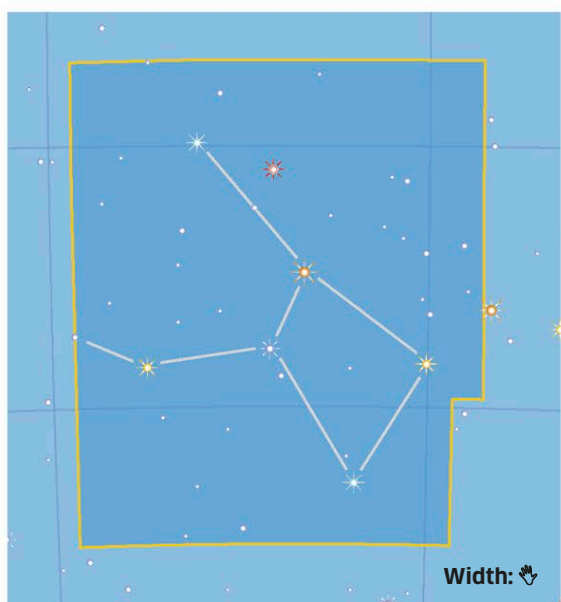
This galaxy appears rod-shaped because we see it edge-on. It is also known by its catalog number NGC 3115.

CRATER

The word “crater” is Latin for cup, and this constellation represents the cup of the Greek god Apollo. In Greek mythology, Apollo sent a crow to fetch water in the cup. The greedy bird was late because it stopped to eat figs. It blamed the delay on a snake, but Apollo realized what had happened and punished the crow for lying by placing it in the sky, along with the cup and the snake. Crater contains no major objects of interest for users of small telescopes.



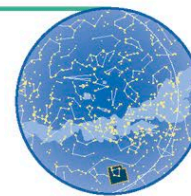
SOUTHERN
HEMISPHERE



CRATER
(THE CUP)

CORVUS

Corvus represents a crow that was sent to fetch water in a cup by the god Apollo. It lies next to Crater, which represents the cup. Both lie on the back of Hydra, the water snake. The constellation’s most amazing feature is a pair of colliding galaxies called the Antennae—NGC 4038 and 4039. Large telescopes reveal long streamers of gas and stars stretching away from the galaxies like the antennae (feelers) of an insect.



SOUTHERN
HEMISPHERE

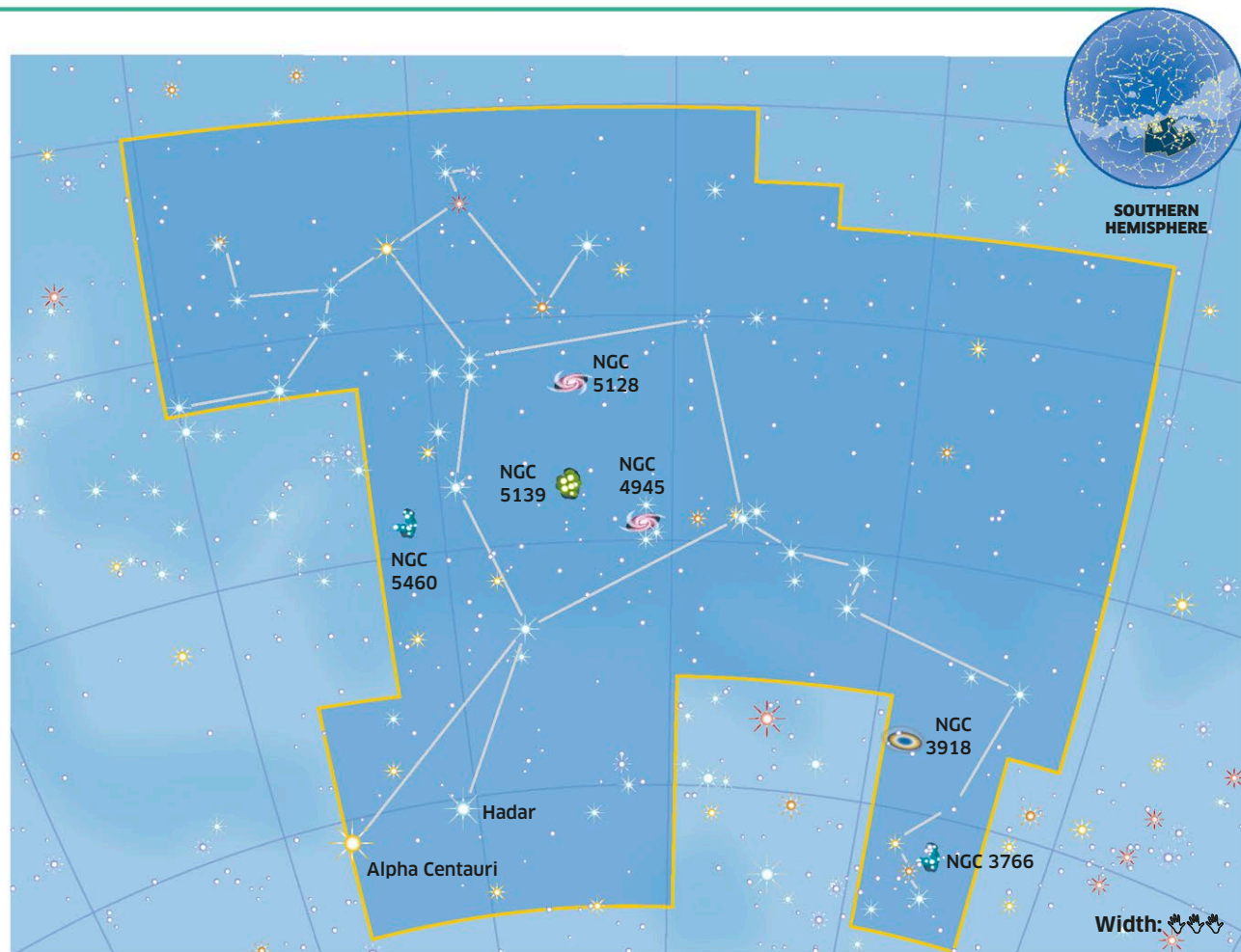



CORVUS
(THE CROW)



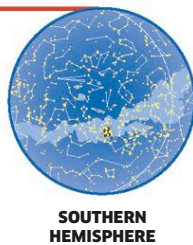

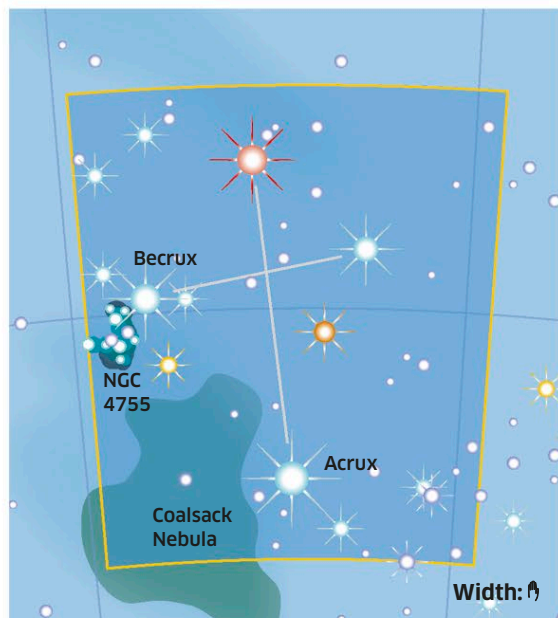
CENTAURUS

Centaurus were mythical creatures of ancient Greece, half man and half horse. This constellation represents a centaur called Chiron, who taught the children of the Greek gods. Small telescopes show that its brightest star, Alpha Centauri, is a double star. There is also a third star: a red dwarf called Proxima Centauri, which is the closest star to the Sun at 4.2 light-years away.



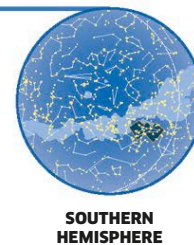
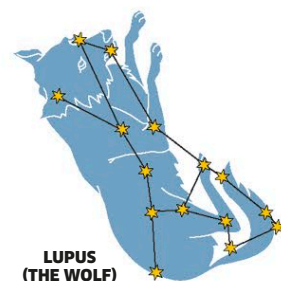
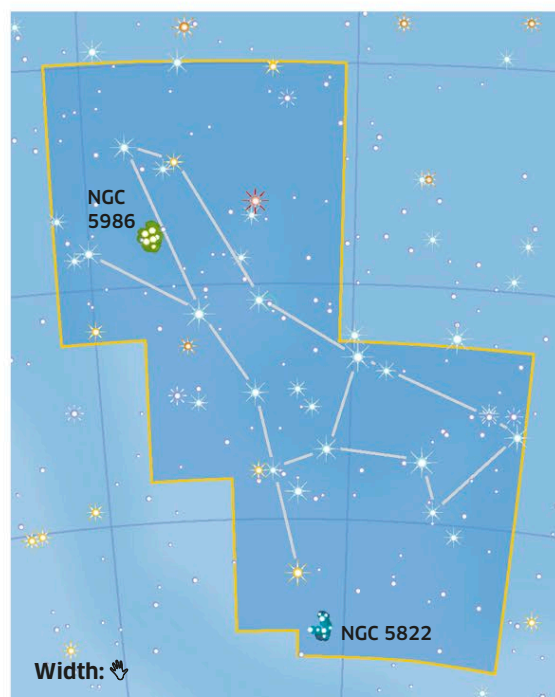
CRUX

Popularly known as the Southern Cross, this is the smallest of all the 88 constellations. Its brightest star, Acrux, is a double star that is easily separated by small telescopes. Near Becrux lies NGC 4755, popularly known as the Jewel Box, a beautiful cluster of stars easily visible through binoculars and small telescopes. A dark cloud of dust called the Coalsack Nebula can be seen against the bright Milky Way background.




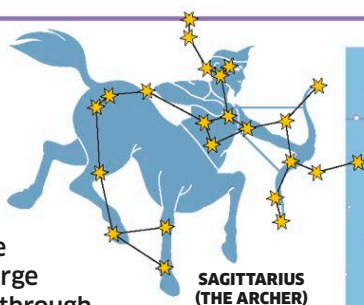
LUPUS

This constellation represents a wolf. Ancient Greek astronomers imagined it as being held on a spear by Centaurus, the centaur. Lupus contains several interesting double stars. In the southern part of the constellation lies a star cluster with the catalog number NGC 5822.



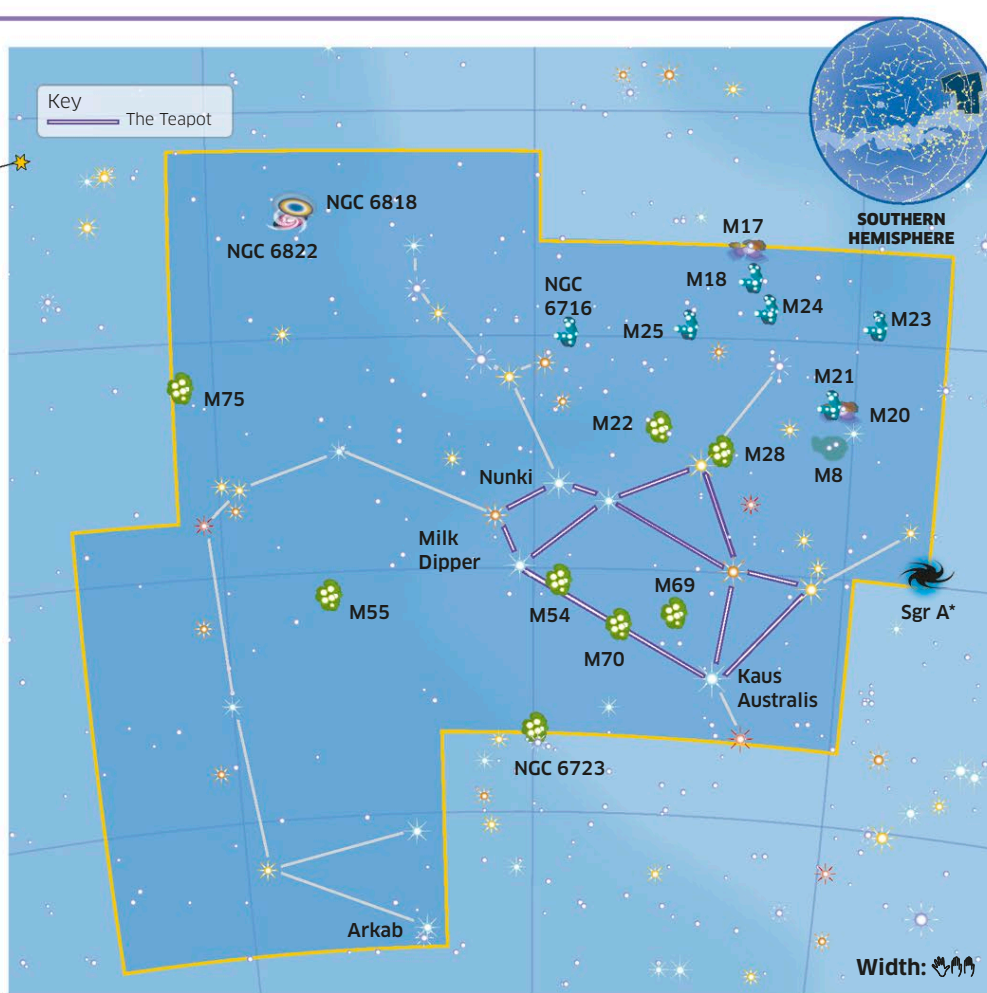
SAGITTARIUS

This constellation represents an archer drawing his bow and is depicted as a centaur. The eight main stars of Sagittarius form a shape known as the Teapot. Near the lid of the Teapot lies M22, a large globular cluster easily visible through binoculars. There are several fine nebulas in Sagittarius, including the Trifid Nebula (M20).



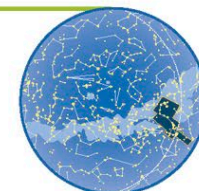
Trifid Nebula

The Trifid Nebula (M20) is a colorful combination of pink gas and blue dust. Its full beauty is revealed in photographs taken with large telescopes, as seen here.




SCORPIUS

This constellation represents the scorpion that stung Orion to death in a story from Greek mythology. At the scorpion's heart lies Antares, a red supergiant hundreds of times larger than the Sun. Next to Antares is M4, a large globular cluster visible through binoculars. At the end of the scorpion's curling tail is a large star cluster, M7, just visible to the naked eye as a brighter spot in the Milky Way. Near it is M6, smaller and best seen through small telescopes. Another beautiful star cluster for binoculars is NGC 6231.



SOUTHERN HEMISPHERE

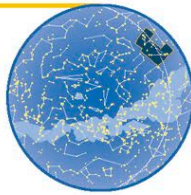


Star cluster M4

This sparkling photo from the Hubble Space Telescope shows the heart of the M4 globular cluster, 7,200 light-years from Earth.

CAPRICORNUS

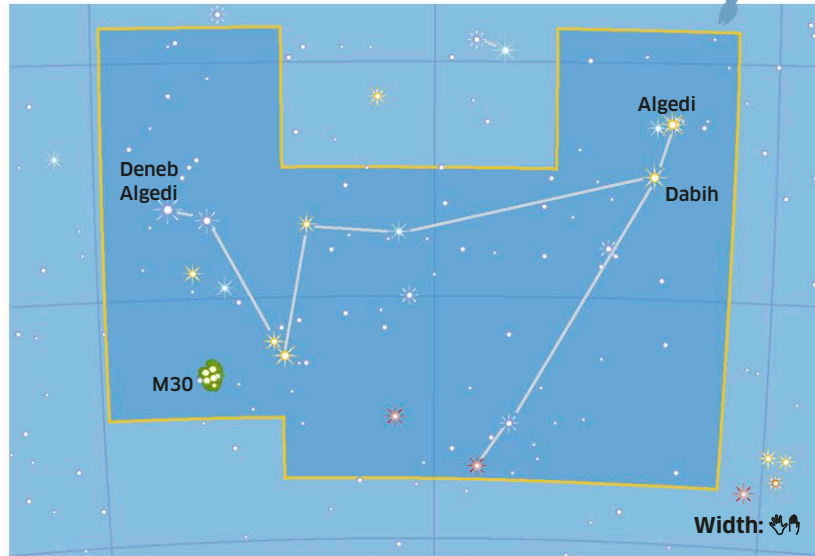
This constellation is shown as a goat with the tail of a fish. It is said to represent the Greek god Pan, who had the horns and legs of a goat. He grew the fish tail when he jumped into a river to escape from a monster called Typhon. A feature of interest is Algedi, a wide double star, which is easily divided with binoculars or even good eyesight. Dabih is another double, but needs binoculars or a small telescope to divide.



SOUTHERN HEMISPHERE

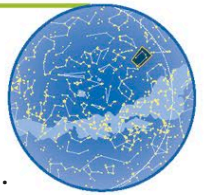


CAPRICORNUS (THE SEA GOAT)



MICROSCOPIUM

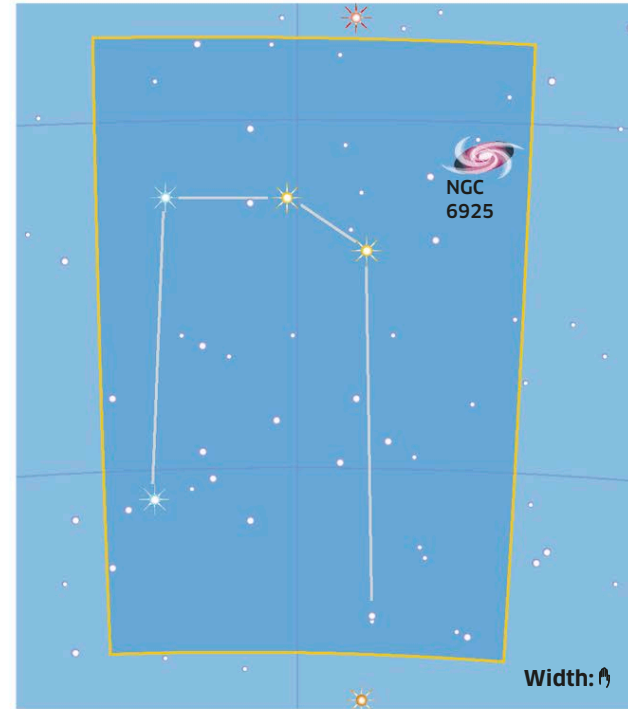
This faint constellation of the southern sky was invented in the 1750s by the French astronomer Nicolas Louis de Lacaille, who studied the southern stars from the Cape of Good Hope in southern Africa. Lacaille invented many new constellations representing scientific instruments—in this case, a microscope.



SOUTHERN HEMISPHERE




MICROSCOPIUM (THE MICROSCOPE)



PISCIS AUSTRINUS

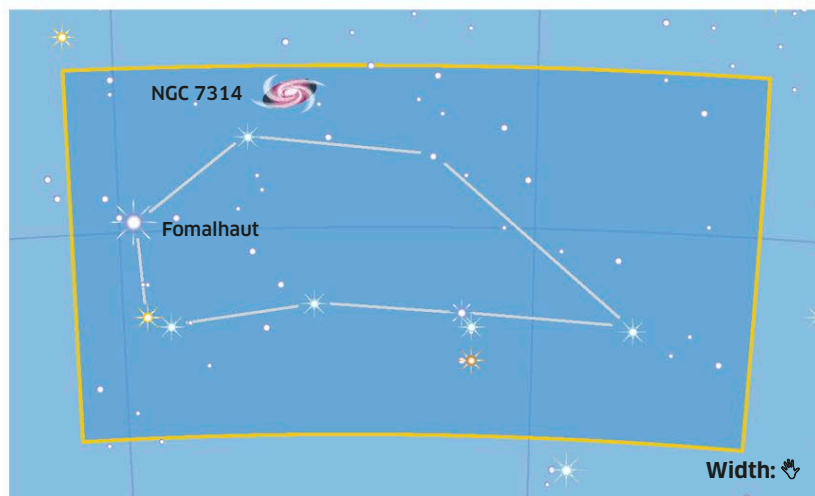
To the ancient Greeks, this constellation represented a large fish drinking water flowing from a jar held by Aquarius to its north. Its brightest star is Fomalhaut, which lies 25 light-years away. The name Fomalhaut comes from Arabic and means “fish’s mouth.”



SOUTHERN HEMISPHERE




PISCIS AUSTRINUS (THE SOUTHERN FISH)

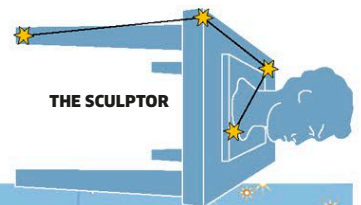


SCULPTOR

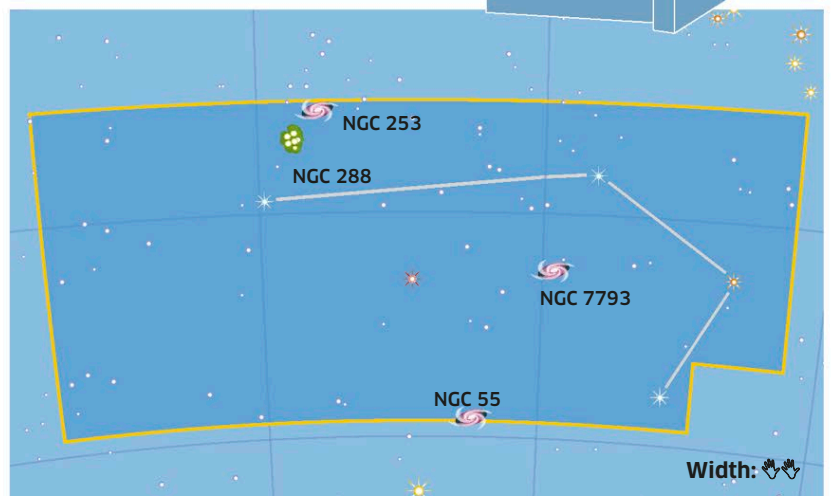
Invented in the 1750s by the French astronomer Nicolas Louis de Lacaille, this constellation represents a sculptor’s studio. Its stars are faint, but it contains a number of interesting galaxies. Most impressive of these is NGC 253, a spiral galaxy 13 million light-years away, seen nearly edge-on and just visible in small telescopes. NGC 55 is another edge-on spiral. Dust clouds and areas of star formation make it look patchy, and it can be seen clearly only with larger telescopes.



SOUTHERN HEMISPHERE

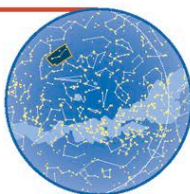


THE SCULPTOR

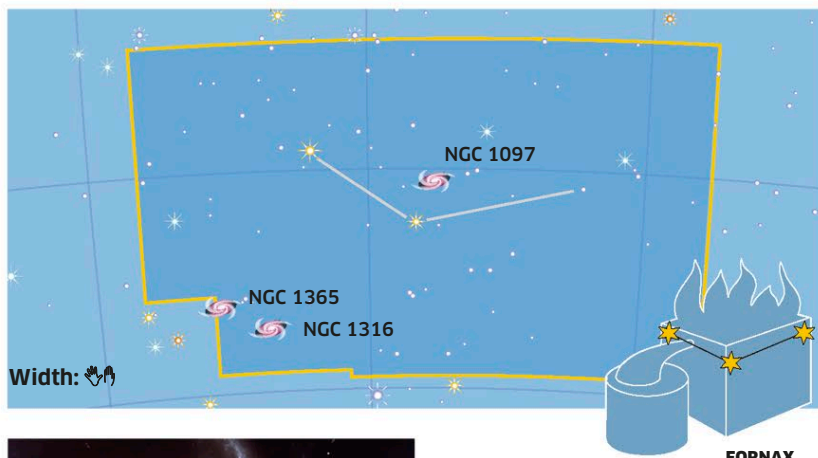


FORNAX


French astronomer Nicolas Louis de Lacaille came up with this constellation in the 1750s. It represents a furnace used for chemical experiments. On its border lies the Fornax Cluster of galaxies, which is located about 65 million light-years away.



SOUTHERN
HEMISPHERE



FORNAX
(THE FURNACE)




Barred spiral galaxy NGC 1365

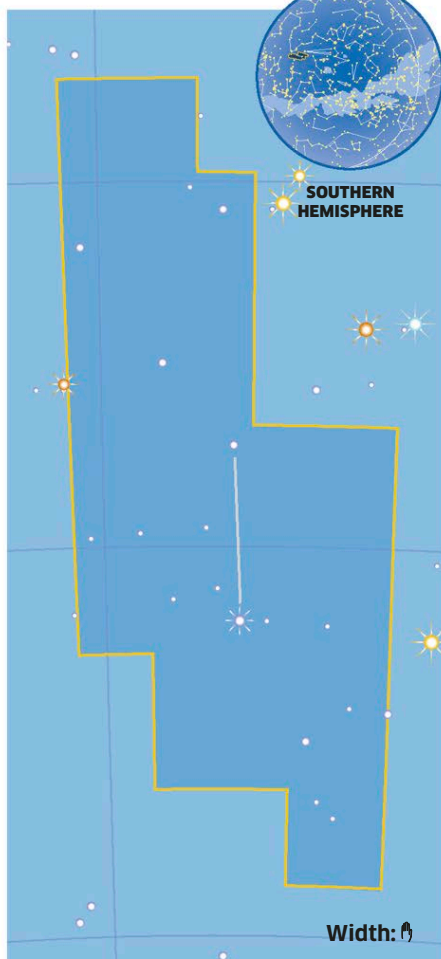
A prominent member of the Fornax cluster, NGC 1365 is a barred spiral galaxy. Large telescopes are needed to see its full size and shape.

CAELUM

Caelum is another of the small, faint constellations of the southern sky that were invented in the 1750s by the French astronomer Nicolas Louis de Lacaille. It represents a chisel used by engravers. Caelum is squeezed into the gap between Eridanus and Columba. There is little in the constellation of interest to users of binoculars and small telescopes.



SOUTHERN
HEMISPHERE



CAELUM
(THE CHISEL)

ERIDANUS

To the ancient Greeks, this large constellation represented a river, either the Nile in Egypt or the Po in Italy. In the sky it meanders from the left foot of Orion deep into the southern sky. Its brightest star is Achernar, at the southern end of the river.

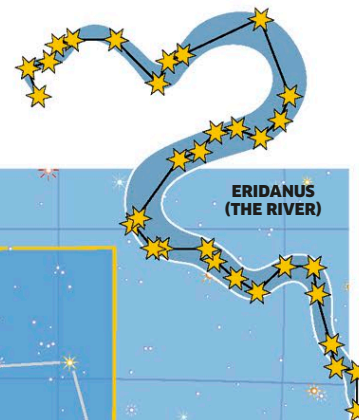


SOUTHERN
HEMISPHERE

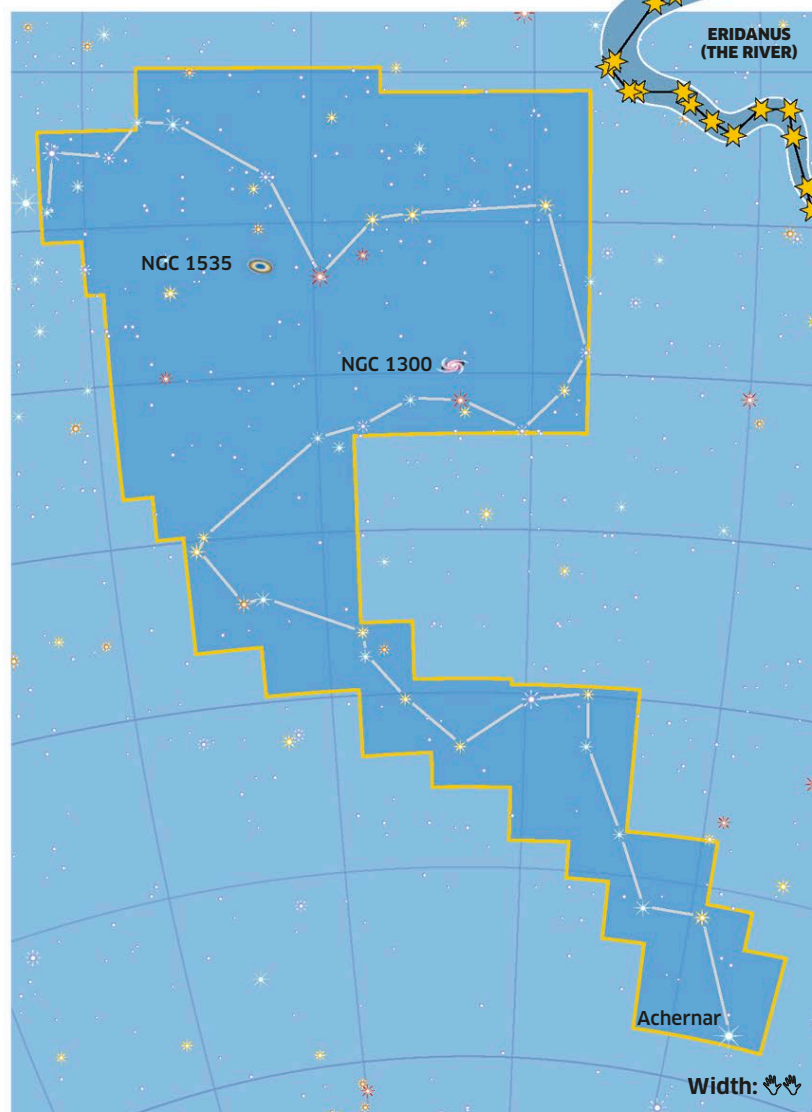


Barred spiral galaxy NGC 1300

Seen here in a Hubble view is a classic example of a barred spiral galaxy. NGC 1300 lies about 70 million light-years from us. Large telescopes are needed to see it.



ERIDANUS
(THE RIVER)



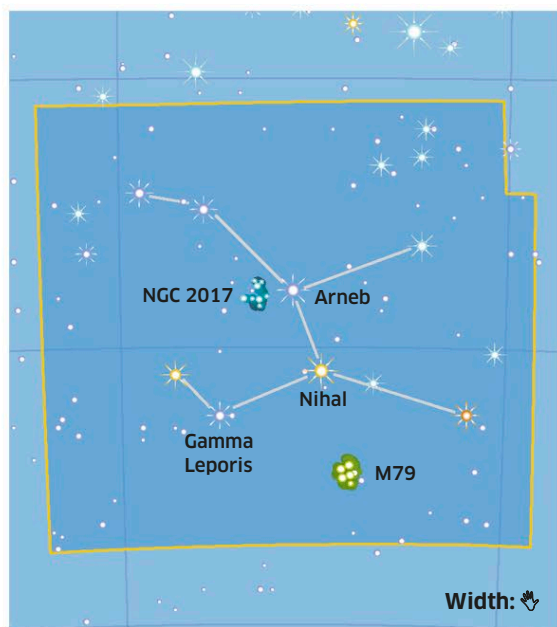
Width: 🖐️

LEPUS

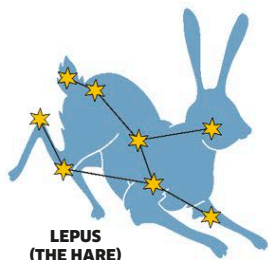
Lepus represents a hare scampering under the feet of the hunter Orion. It was one of the constellations known to the ancient Greeks. The name of its brightest star, Arneb, means “hare” in Arabic. An interesting feature in this constellation is Gamma Leporis, an attractive double star that can be divided with binoculars. Another object of interest is NGC 2017, a small group of stars, the brightest of which can be seen through small telescopes.



SOUTHERN
HEMISPHERE



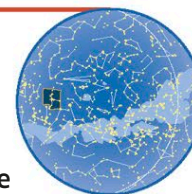
Width: 🗎




LEPUS
(THE HARE)

COLUMBA

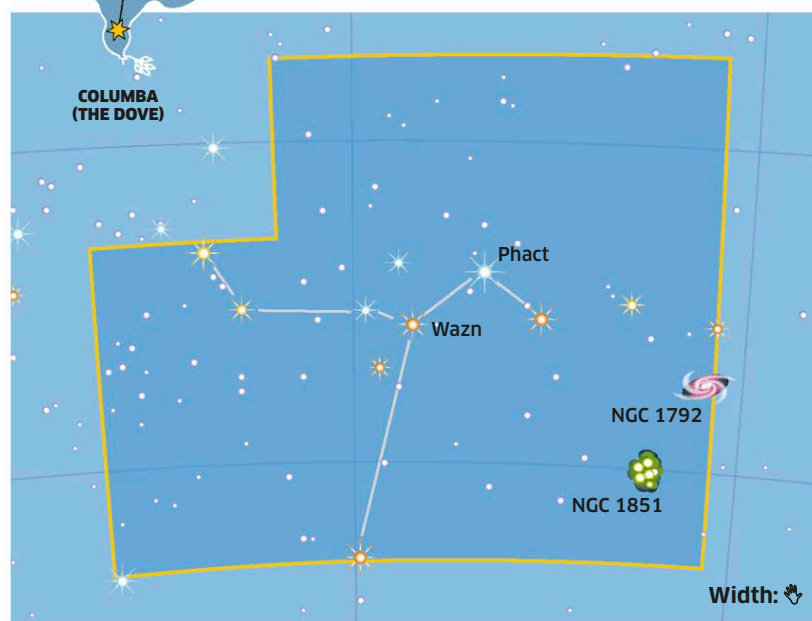
This constellation was devised in 1592 by the Dutch astronomer Petrus Plancius, using stars between Lepus and Canis Major that were not part of any Greek constellation. It is said to represent the dove that Noah sent from the biblical Ark to find dry land. Columba's brightest star is called Phact, from the Arabic meaning “ring dove.”



SOUTHERN
HEMISPHERE



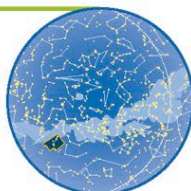
COLUMBA
(THE DOVE)



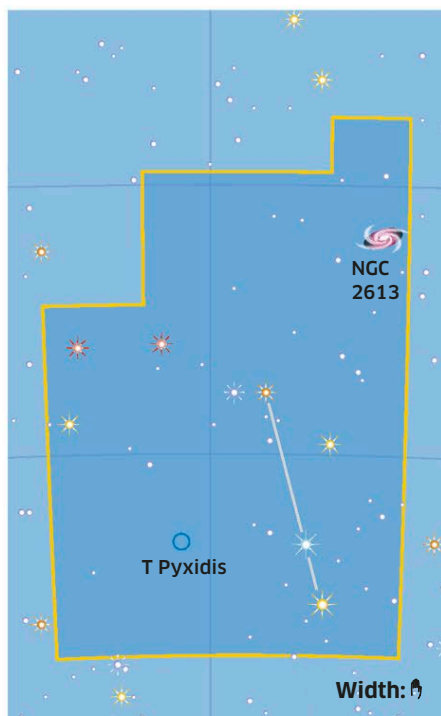
Width: 🗎

PYXIS

French astronomer Nicolas Louis de Lacaille devised this faint southern constellation in the 1750s during his survey of the southern sky. Pyxis depicts a magnetic compass as used on ships. The constellation's most remarkable star is T Pyxididis, a recurrent nova—a kind of star that brightens from time to time. It has been seen to flare up six times since 1890. Further outbursts could occur at any time.



SOUTHERN
HEMISPHERE



Width: 🗎



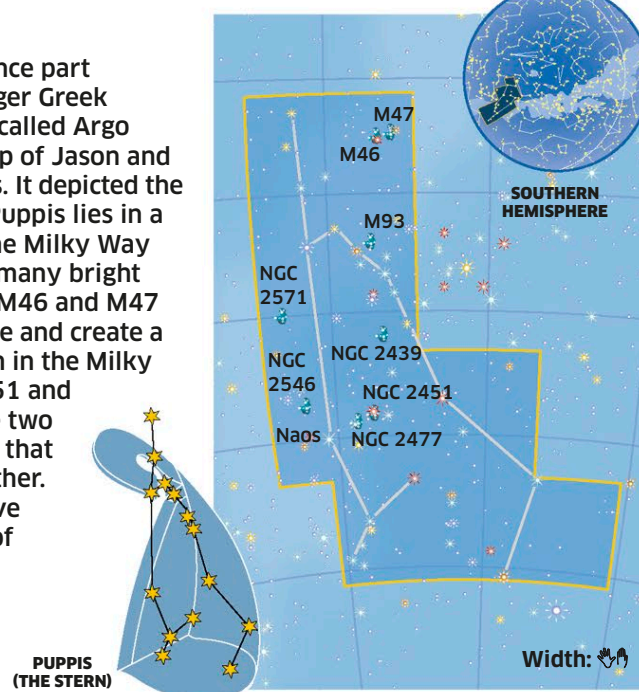
PYXIS
(THE COMPASS)

PUPPIS

Puppis was once part of a much larger Greek constellation called Argo Navis, the ship of Jason and the Argonauts. It depicted the ship's stern. Puppis lies in a rich part of the Milky Way and contains many bright star clusters. M46 and M47 lie side by side and create a brighter patch in the Milky Way. NGC 2451 and NGC 2477 are two more clusters that lie close together. Binoculars give a good view of them both.



SOUTHERN
HEMISPHERE



Width: 🗎

PUPPIS
(THE STERN)

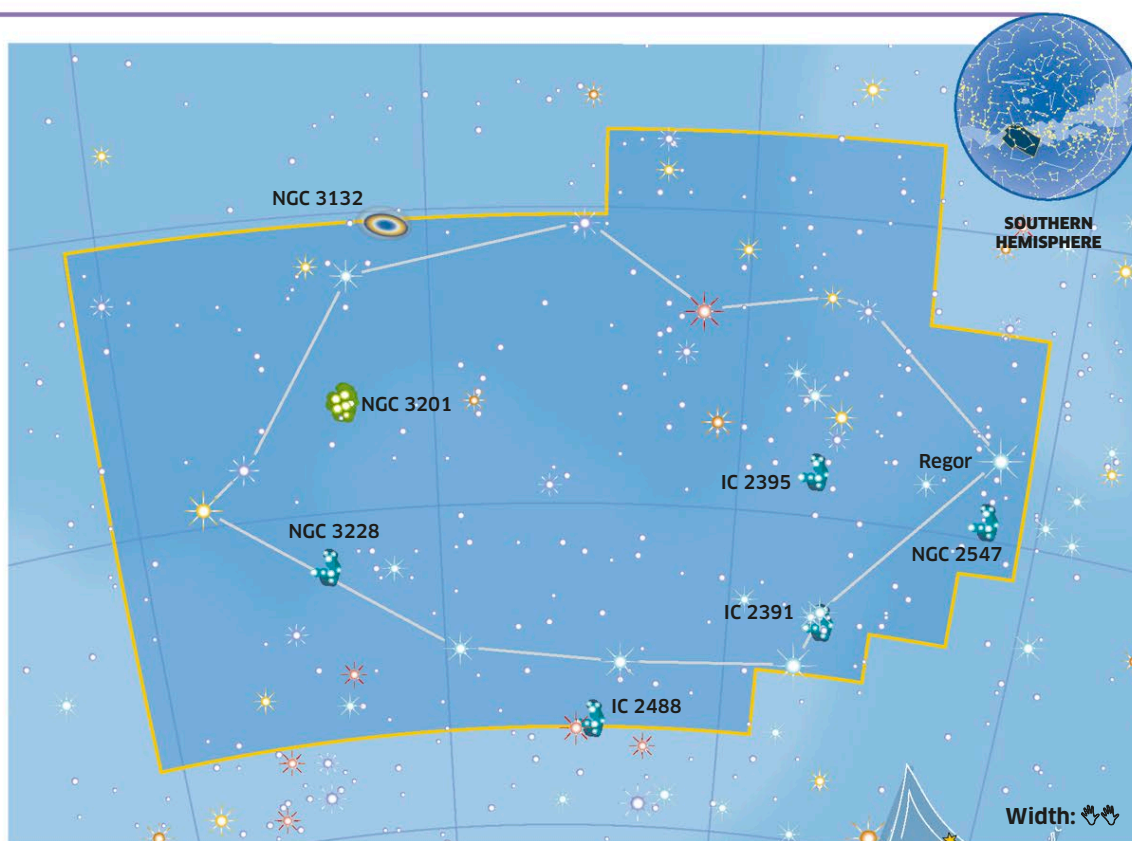
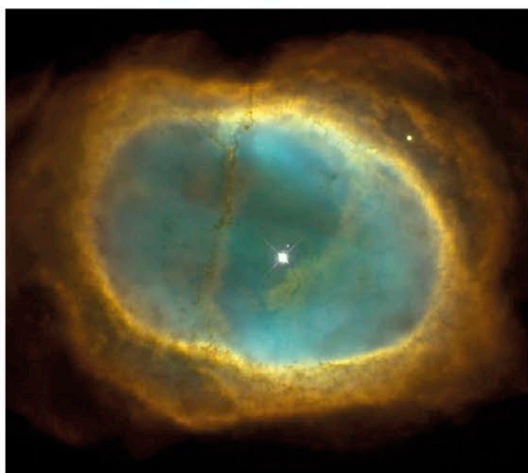


Star cluster M47

M47 is a large and scattered cluster of a few dozen stars in the north of Puppis, visible with binoculars. The rich view in this image was captured through a large professional telescope.

VELA

Vela represents the sails of Argo Navis, the ship of Jason and the Argonauts. Argo Navis was a large Greek constellation that was split into three smaller parts. The other two parts are Puppis and Carina. Two stars in Vela combine with a pair of stars in Carina to form the False Cross, sometimes mistaken for the real Southern Cross. Around another star is a large cluster called IC 2391, bright enough to be visible to the naked eye.



Eight-Burst Nebula

This glowing cloud of wreckage from a dead star is called the Eight-Burst Nebula (NGC 3132) because its loops of gas look like a figure-eight through telescopes. It is seen here as pictured by the Hubble Space Telescope.

VELA
(THE SAILS)

Width: 🖐️🖐️

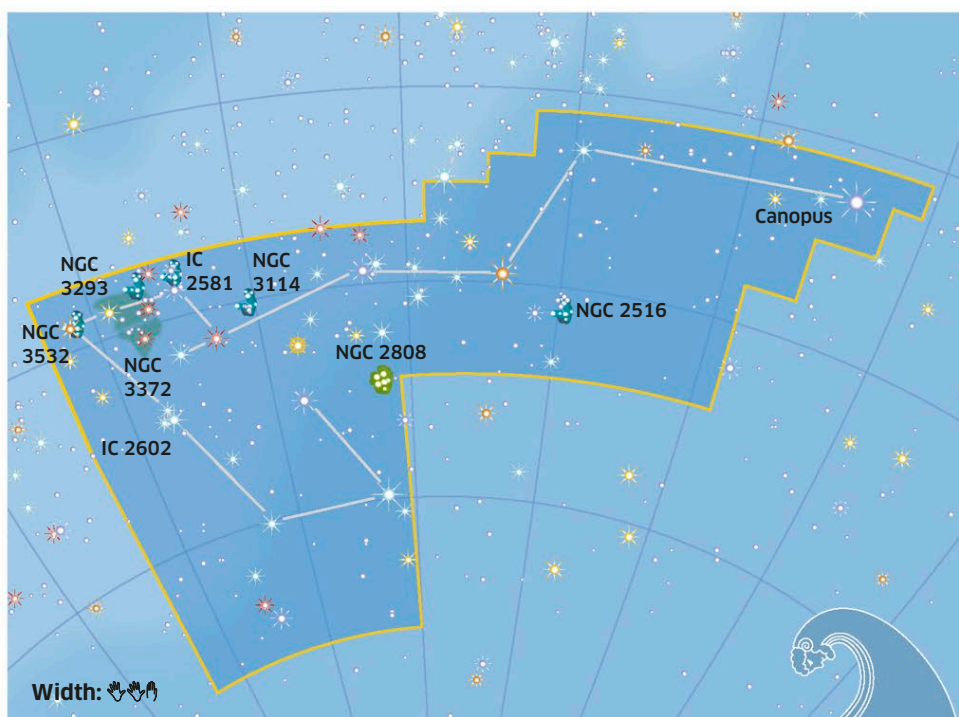
CARINA

Carina is one of the three parts into which the large Greek constellation of Argo Navis, the ship of Jason and the Argonauts, was split. It depicts the ship's keel, or hull. This constellation contains the second-brightest star in the night sky, Canopus. A pair of stars in Carina form half of the False Cross, completed by two stars in Vela.



Carina Nebula

The Carina Nebula (NGC 3372) is a large, V-shaped cloud of gas visible to the naked eye. Its brightest part surrounds the star Eta Carina, a peculiar variable star that has thrown off shells of gas in the past.



Width: 🖐️🖐️

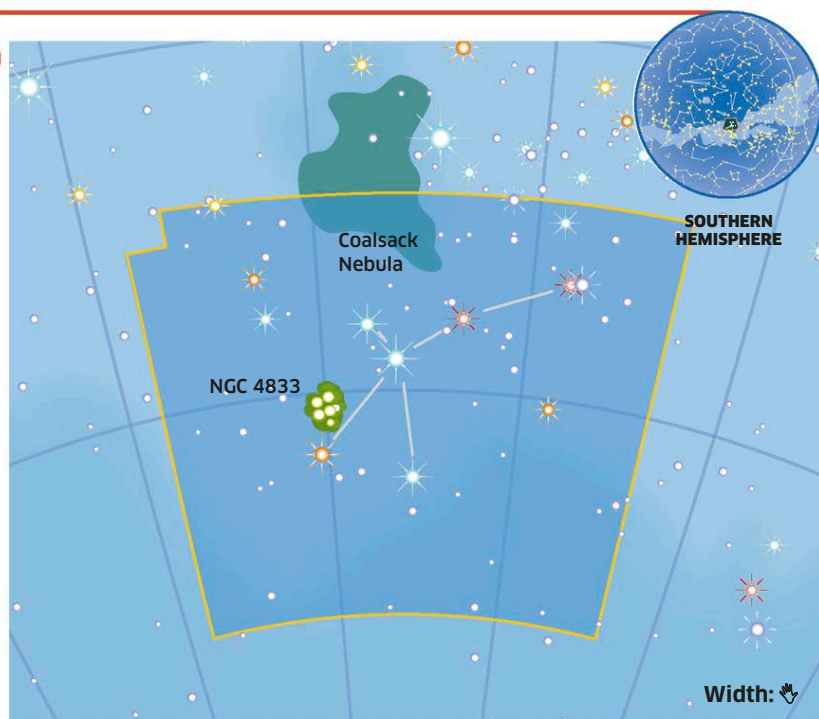
Southern Pleiades

The large star cluster IC 2602, called the Southern Pleiades, is a glorious sight through binoculars.



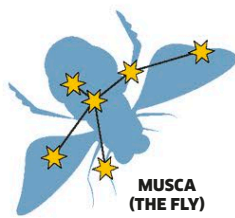
CARINA
(THE KEEL)

SOUTHERN
HEMISPHERE



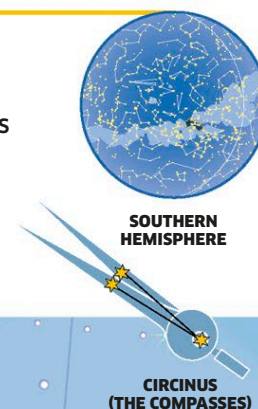
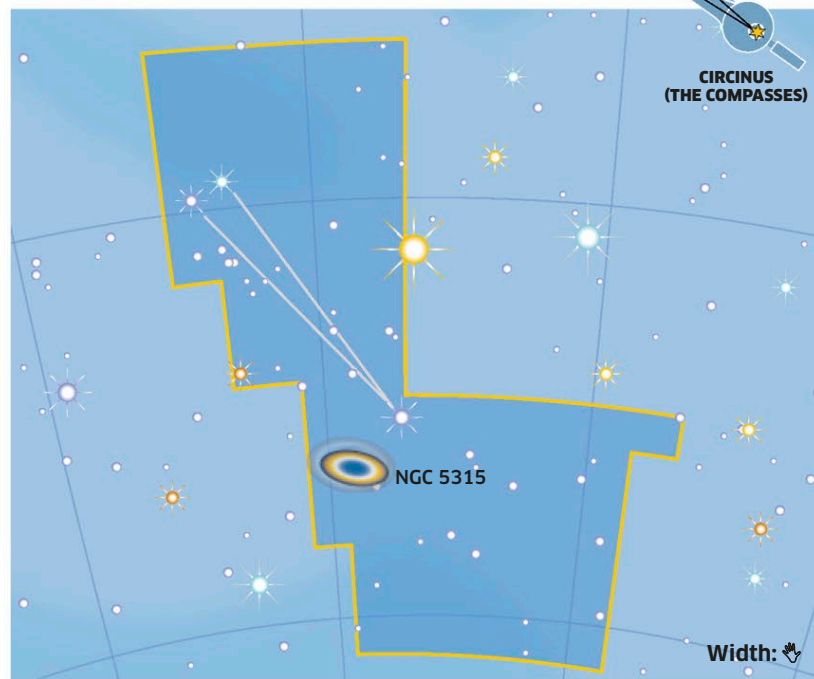
MUSCA

This constellation of the southern sky was invented at the end of the 16th century by Dutch seafarers. It represents a fly. Part of the dark Coalsack Nebula spills into Musca from Crux, which lies to the north. Of note is NGC 4833, a globular cluster that can be seen through binoculars and small telescopes.




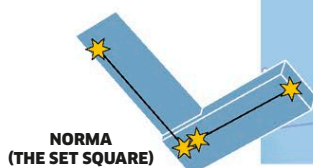
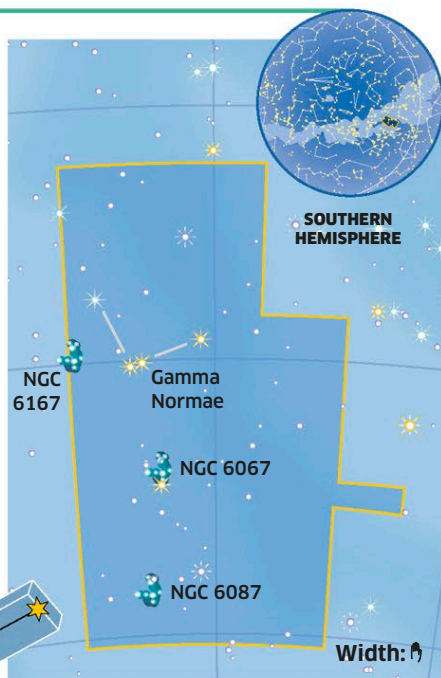
CIRCINUS

This small southern constellation was created in the 1750s by the French astronomer Nicolas Louis de Lacaille. Most of his constellations represented instruments from science and the arts. He visualized Circinus as the dividing compass used by surveyors and navigators. Its brightest star is a double.



NORMA

Norma was introduced in the 1750s by the French astronomer Nicolas Louis de Lacaille. It represents a set square as used by draftsmen and builders. Objects of note include the star Gamma Normae, which consists of a wide pair of unrelated stars, both separately visible to the naked eye, and NGC 6087, a large, rich star cluster visible through binoculars.

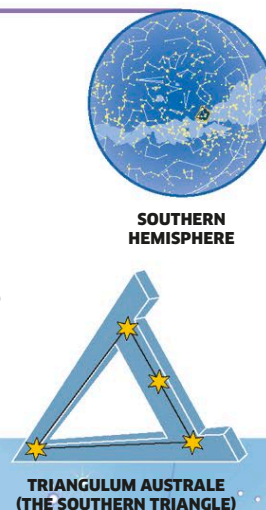
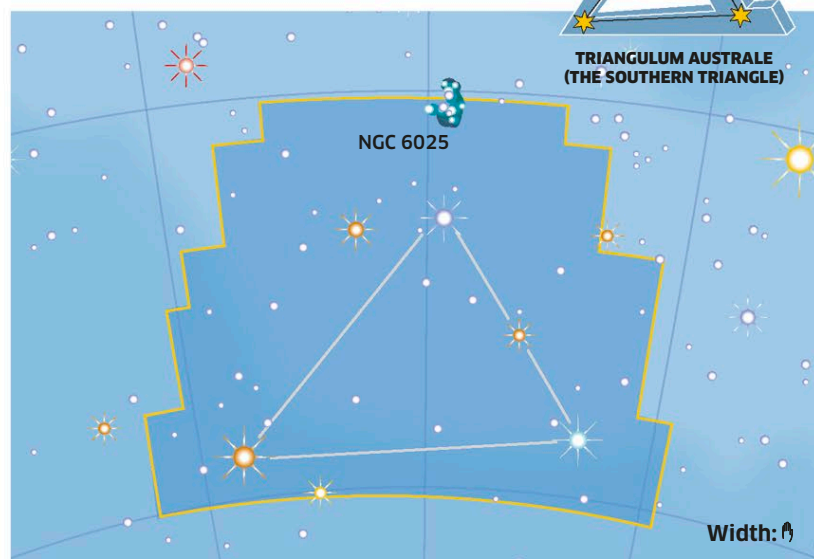


Star cluster NGC 6067

NGC 6067 is a rich cluster of stars in central Norma, visible through binoculars and small telescopes. It covers an area of sky about half the apparent diameter of the full moon.

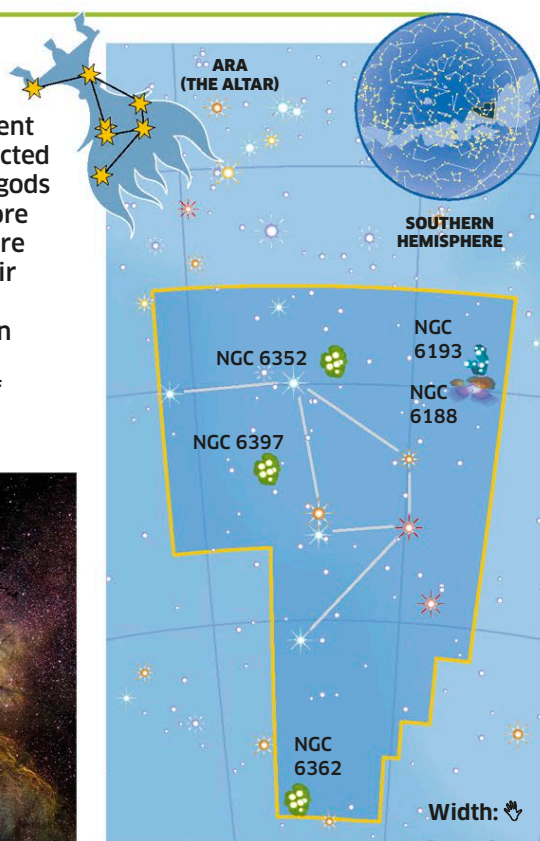

TRIANGULUM AUSTRALE

At the end of the 16th century, Dutch explorers who sailed to the East Indies created a dozen new constellations among the southern stars. The smallest of them was Triangulum Australe, the Southern Triangle. It is smaller than the Northern Triangle, Triangulum, but its stars are brighter. The main object of interest in Triangulum Australe is the star cluster NGC 6025 on its northern border, visible through binoculars.



ARA

The constellation Ara was known to the ancient Greeks. To them it depicted the altar on which the gods of Mount Olympus swore an oath of loyalty before fighting the Titans, their sworn enemies. An attractive star cluster in Ara is NGC 6193. None of the stars of Ara is of particular interest.

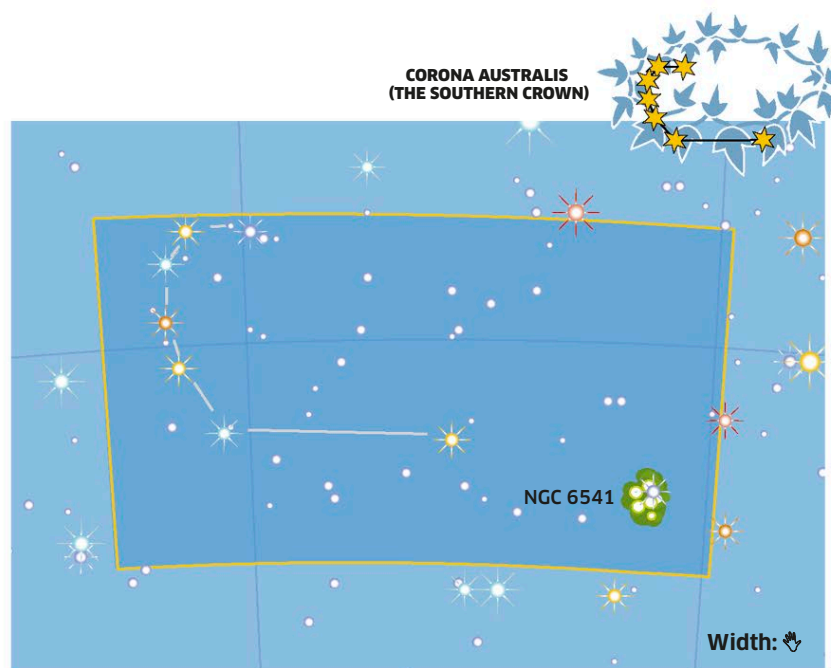
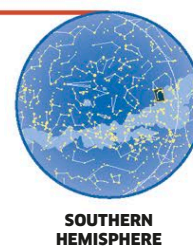


Starbirth nebula NGC 6188

Ultraviolet radiation from the stars in NGC 6193 lights up the sulfur, hydrogen, and oxygen atoms in the starbirth nebula NGC 6188, as seen in this Hubble photo.

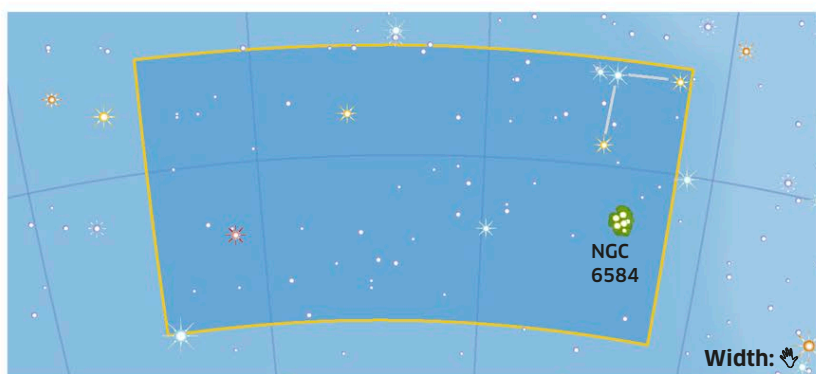
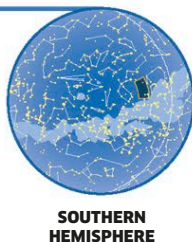
CORONA AUSTRALIS

This small constellation lies under the feet of Sagittarius. It represents a crown or wreath, and was one of the constellations known to the ancient Greeks. Although faint, Corona Australis is fairly easy to spot because its main stars form a noticeable arc. An interesting object for small telescopes is the globular cluster NGC 6541.



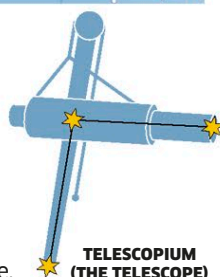
TELESCOPIUM

French astronomer Nicolas Louis de Lacaille came up with this faint constellation in the 1750s to commemorate the telescope, the astronomer's basic tool. The constellation has since been reduced in size. Besides a globular cluster and a wide pair of unrelated stars, which can be seen separately with binoculars or even good eyesight, there is little of note.



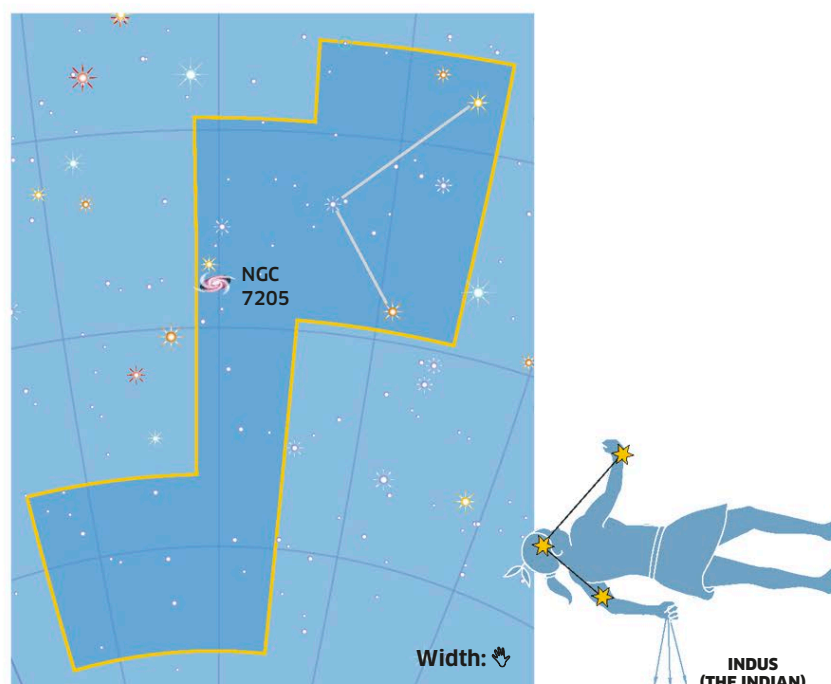
Globular cluster NGC 6584

NGC 6584 is a faint and distant globular cluster and can be seen well through a large telescope. It is seen here as photographed by the Hubble Space Telescope.



INDUS

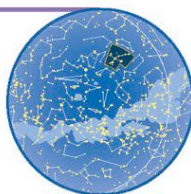
Indus is one of the 12 southern constellations introduced at the end of the 16th century by Dutch seafarers. This constellation was visualized as a native hunter brandishing a spear. Indus has an interesting double star that can be divided by a small telescope.



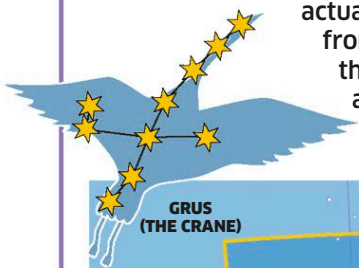
GRUS

Grus represents a crane, a long-necked wading bird. It is one of the constellations invented in the late 16th century by Dutch seafarers. In the bird's neck lie two wide double stars. Both pairs can be divided with the naked eye. The stars in each pair are

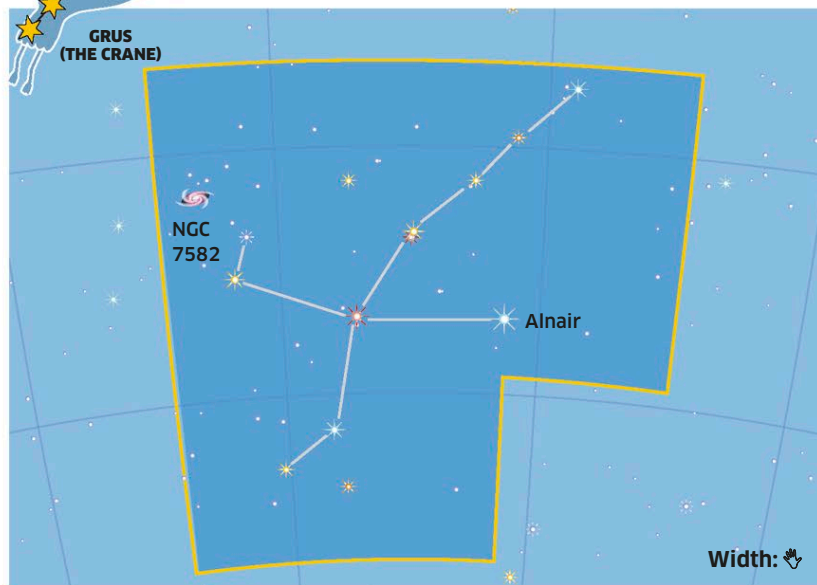
actually at different distances from us and so not related—they are just optical doubles and not true binaries.



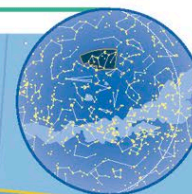
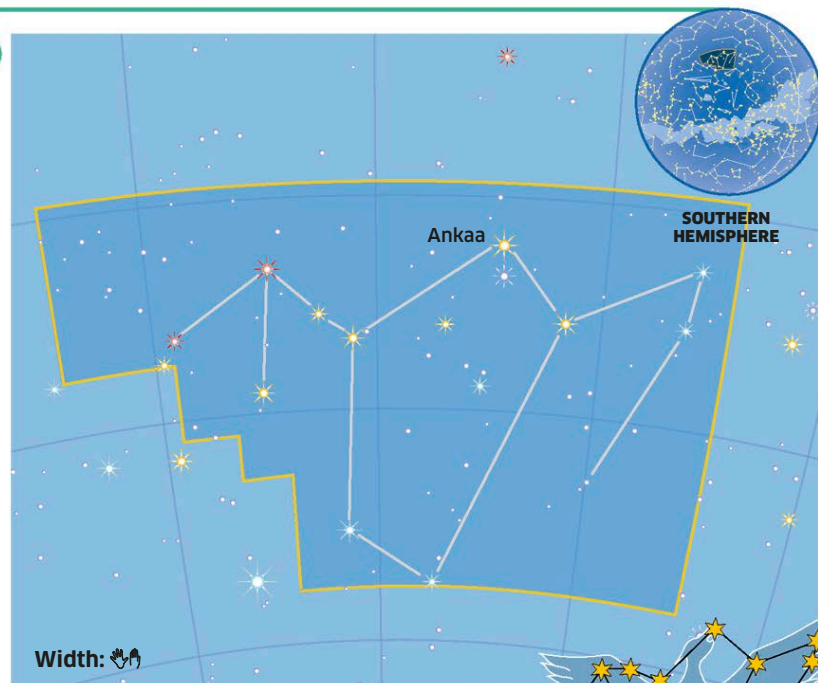
SOUTHERN
HEMISPHERE



GRUS
(THE CRANE)



Width: 🐾



SOUTHERN
HEMISPHERE

Width: 🐾



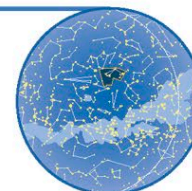
PHOENIX
(THE PHOENIX)

PHOENIX


This constellation lies near the southern end of Eridanus. Phoenix is the largest of the 12 new constellations that were created at the end of the 16th century by Dutch explorers sailing to the East Indies. It represents the mythical bird that was said to be reborn from its own ashes every 500 years.

TUCANA

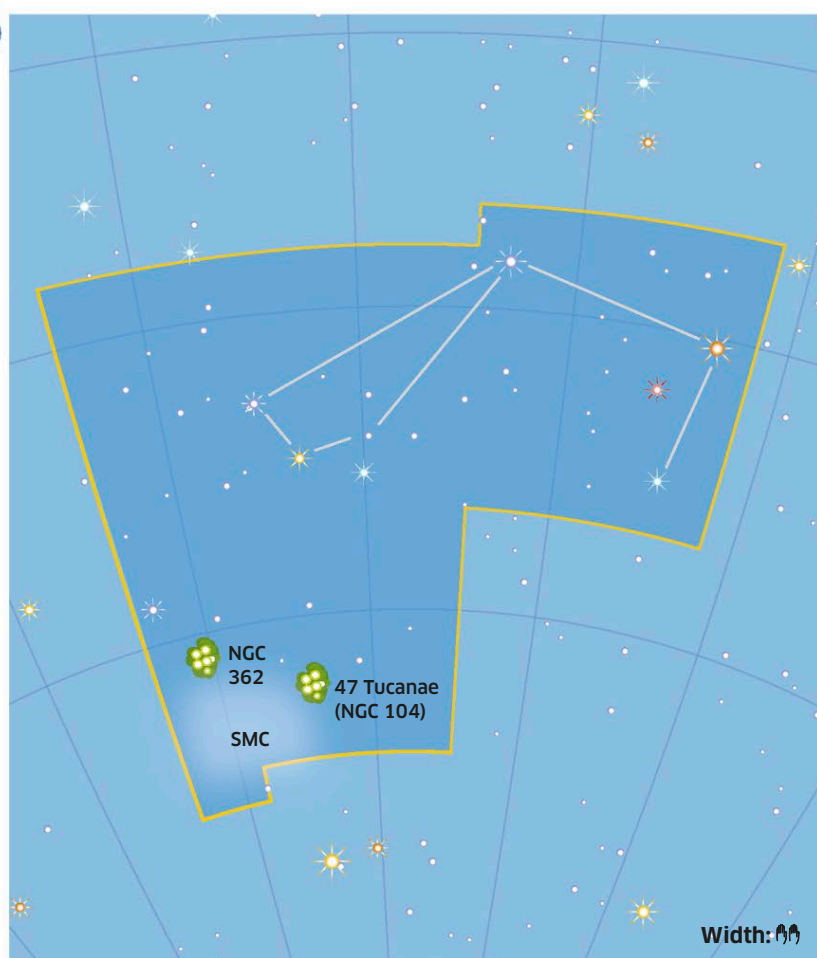
Dutch navigators came up with this southern constellation in the late 16th century. It represents a toucan, a tropical bird with a large beak. Tucana contains the Small Magellanic Cloud (SMC), a mini-galaxy about 200,000 light-years away from us. To the naked eye, the SMC looks like a separate part of the Milky Way. The globular clusters 47 Tucanae and NGC 362 lie on either side of the SMC but are actually much closer to us.




SOUTHERN
HEMISPHERE



TUCANA
(THE TOUCAN)



Width: 🐾

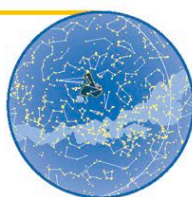


Globular cluster 47 Tucanae

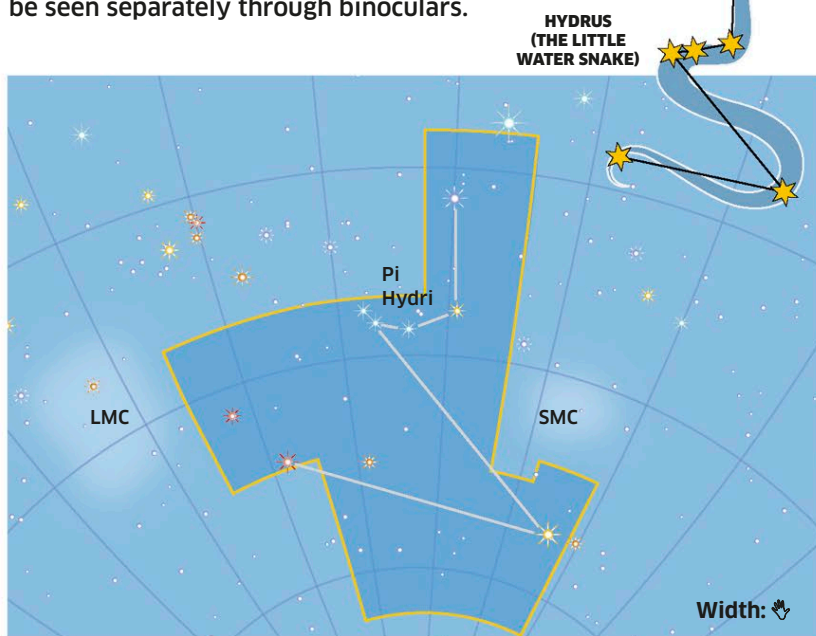
To the naked eye, the globular cluster 47 Tucanae (NGC 104) looks like a single fuzzy star, but through large telescopes it breaks up into a swarm of individual points of light, as seen here. It lies about 16,000 light-years away from us.

HYDRUS

Representing a sea snake, this constellation slithers between the Large and Small Magellanic Clouds (LMC and SMC). Hydrus was created by Dutch explorers in the 16th century. It should not be confused with Hydra, the Large Water Snake, which has been known since ancient Greek times. Hydrus has a pair of red giants, Pi Hydri, that look like a double star but are unrelated and lie at different distances from us. Pi Hydri can be seen separately through binoculars.

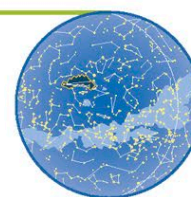


SOUTHERN HEMISPHERE

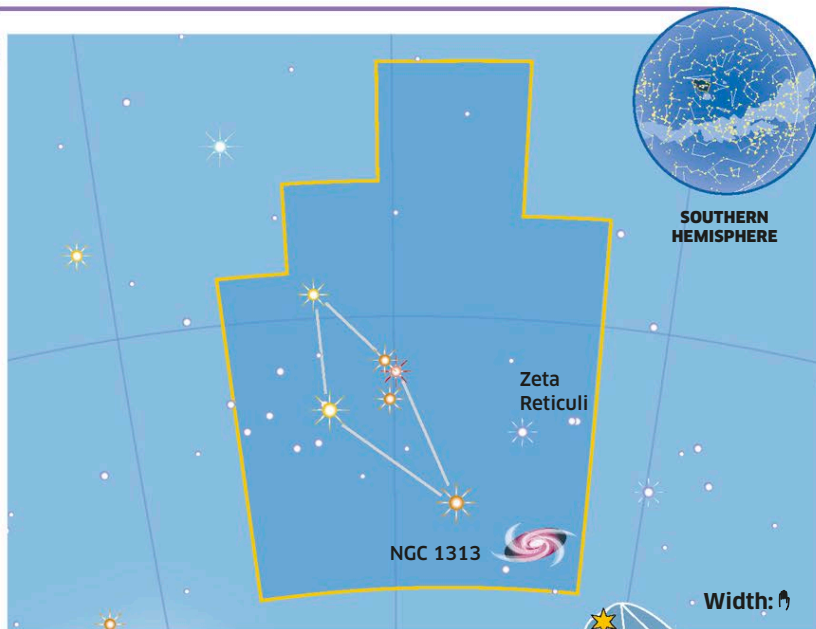
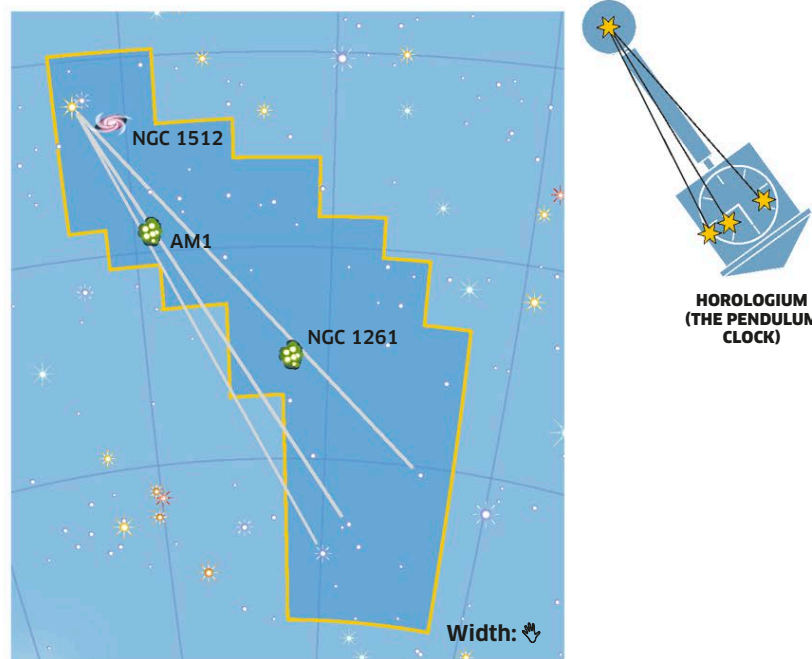


HOROLOGIUM

Horologium represents a clock with a long pendulum, as used in observatories for accurate timekeeping in the days before electronic clocks. It is one of the southern constellations honoring scientific and technical instruments that were introduced by the French astronomer Nicolas Louis de Lacaille in the 1750s. Horologium is faint and contains few objects of interest for small telescopes.




SOUTHERN HEMISPHERE



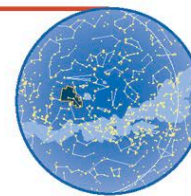
RETICULUM

This small southern constellation is one of 14 invented in the 1750s by the French astronomer Nicolas Louis de Lacaille when he mapped the southern stars from the Cape of Good Hope in southern Africa. Reticulum represents the crosshairs in the eyepiece of Lacaille's telescope, which helped him to measure the positions of stars accurately. Of note is Zeta Reticuli, a pair of yellow stars that can be separated with binoculars.

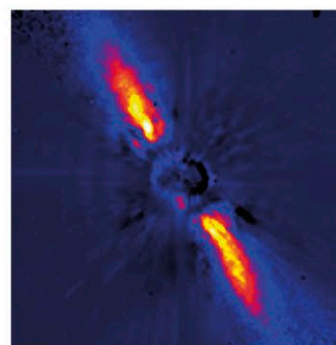



PICTOR

This is yet another constellation invented in the 1750s by the French astronomer Nicolas Louis de Lacaille. It represents an artist's easel. Pictor contains an interesting double star, Iota Pictoris, which can be easily separated through small telescopes.



SOUTHERN HEMISPHERE




Beta Pictoris

The second-brightest star in Pictor, Beta Pictoris is surrounded by a disk of dust and gas. Planets are thought to be forming from the disk. This disk can be seen only through large telescopes with special equipment.

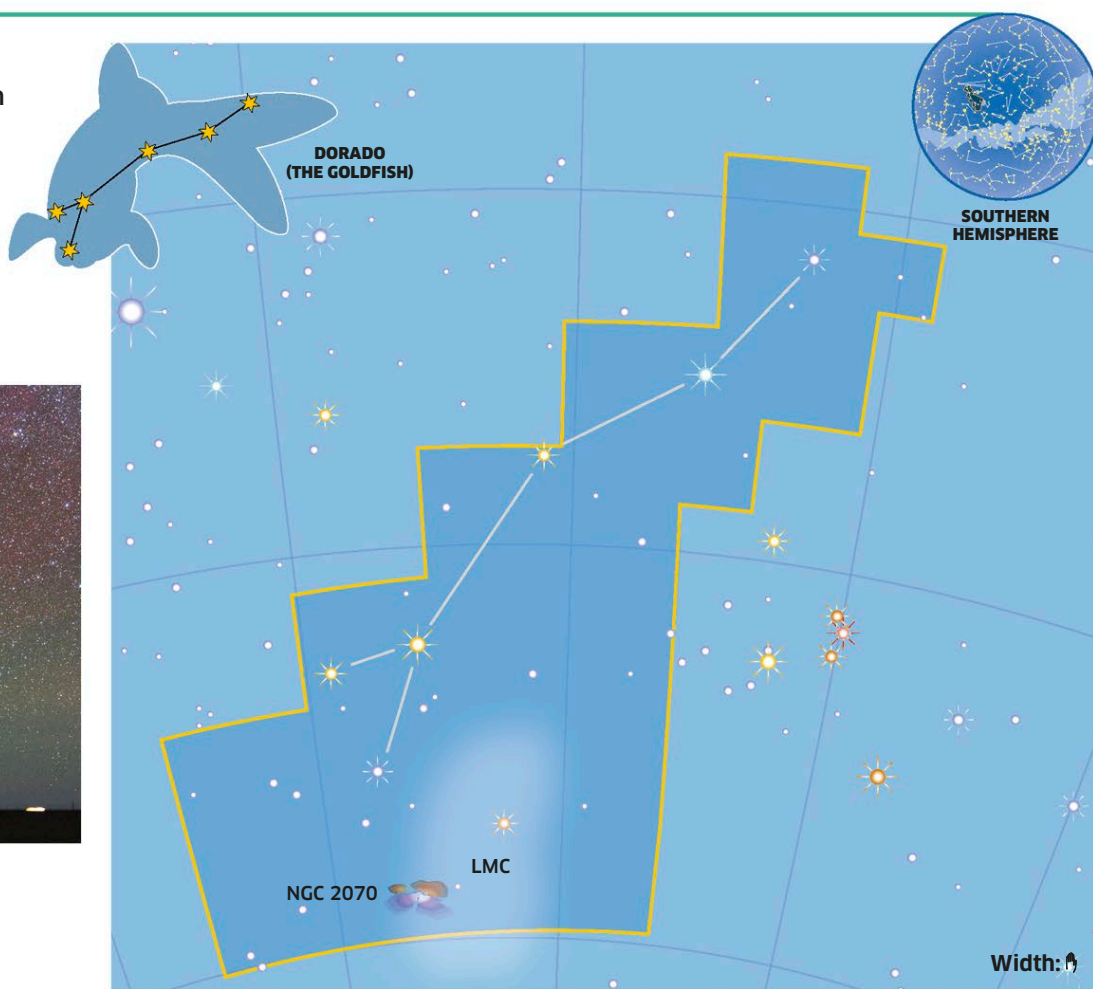
DORADO

Dutch seafarers created this southern constellation in the late 16th century. It represents a type of tropical fish called a dorado but is also known as the Goldfish. The main feature of Dorado is the Large Magellanic Cloud (LMC), the bigger of the two companion galaxies of the Milky Way. Another point of interest is the Tarantula Nebula (NGC 2070), which appears as a hazy star.



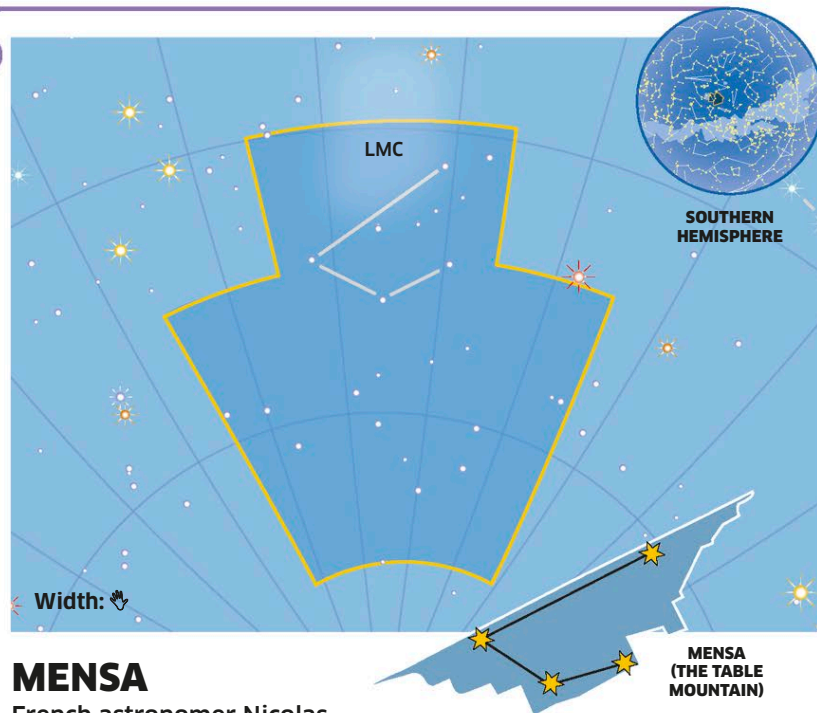
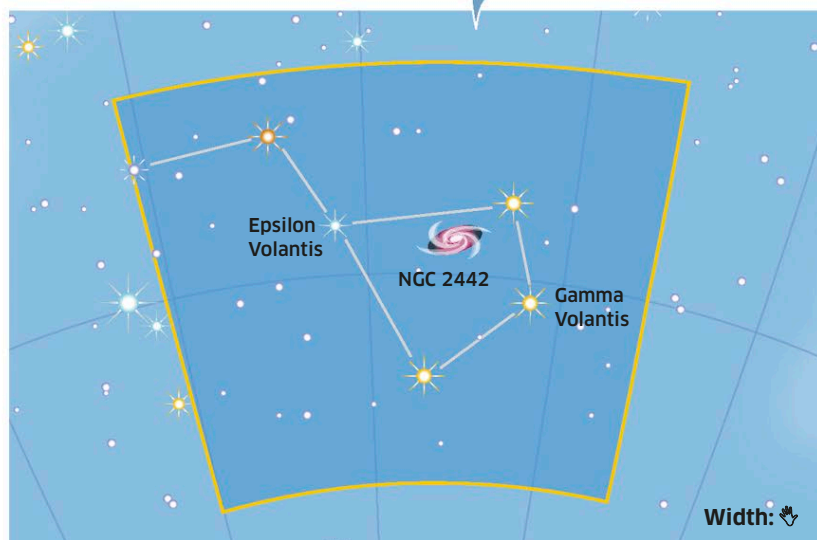
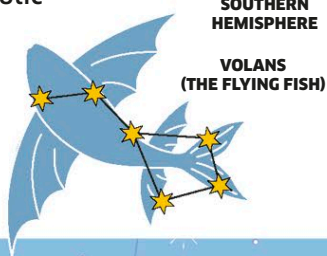
Large Magellanic Cloud

The Large Magellanic Cloud (LMC) can easily be seen with the naked eye, and looks like a detached part of our galaxy. Binoculars reveal many star clusters and nebulas within it.



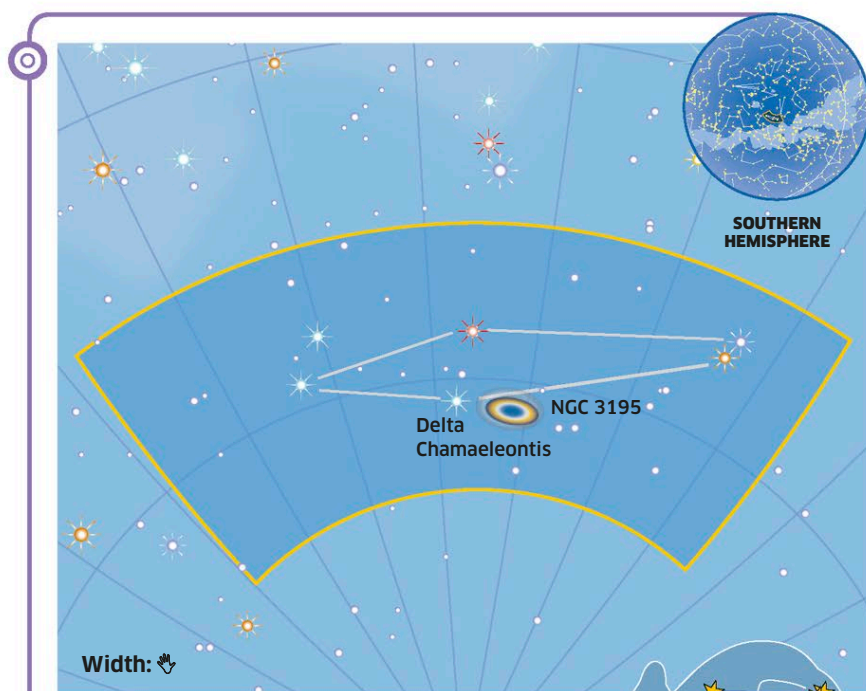
VOLANS

This constellation was invented in the late 16th century by Dutch explorers who sailed to the East Indies, surveying the stars of the southern sky on the way. It represents a flying fish—one of the exotic creatures they saw on their voyages. Gamma and Epsilon Volantis are double stars that can easily be distinguished by small telescopes.



MENSA

French astronomer Nicolas Louis de Lacaille devised this constellation in the 1750s. He measured the positions of thousands of southern stars from an observatory near the foot of Table Mountain at the Cape of Good Hope, South Africa. This constellation was named Mensa—which means “table” in Latin—to celebrate the mountain. Mensa contains part of the Large Magellanic Cloud (LMC). All of Mensa’s stars are faint, and none of them is of interest for users of small telescopes.



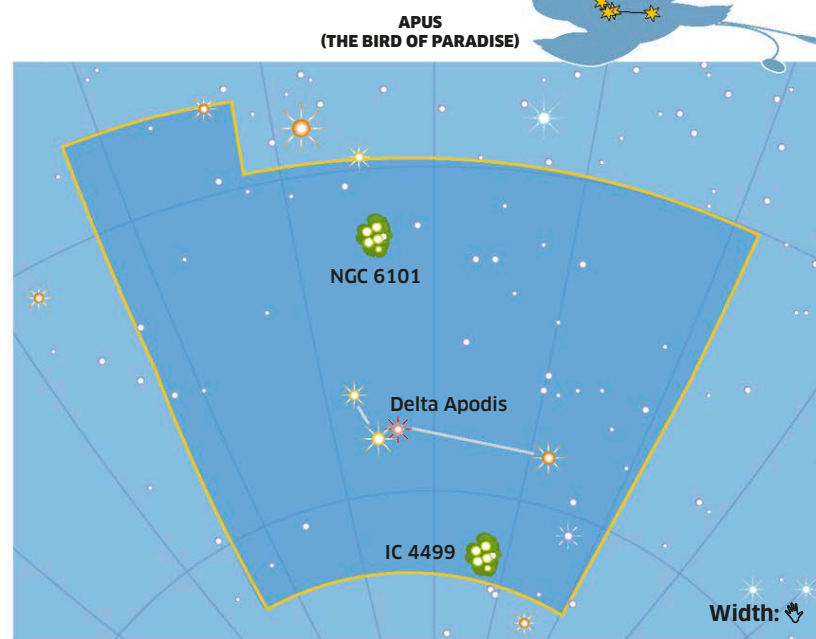
CHAMAELEON

Chamaeleon is a small southern constellation invented in the late 16th century. It is named after the lizard that can change its skin color to match its surroundings. Next to it lies Musca, the Fly, which is appropriate because chameleons eat flies. Of interest is Delta Chamaeleontis, a wide double star that is easily seen with binoculars.



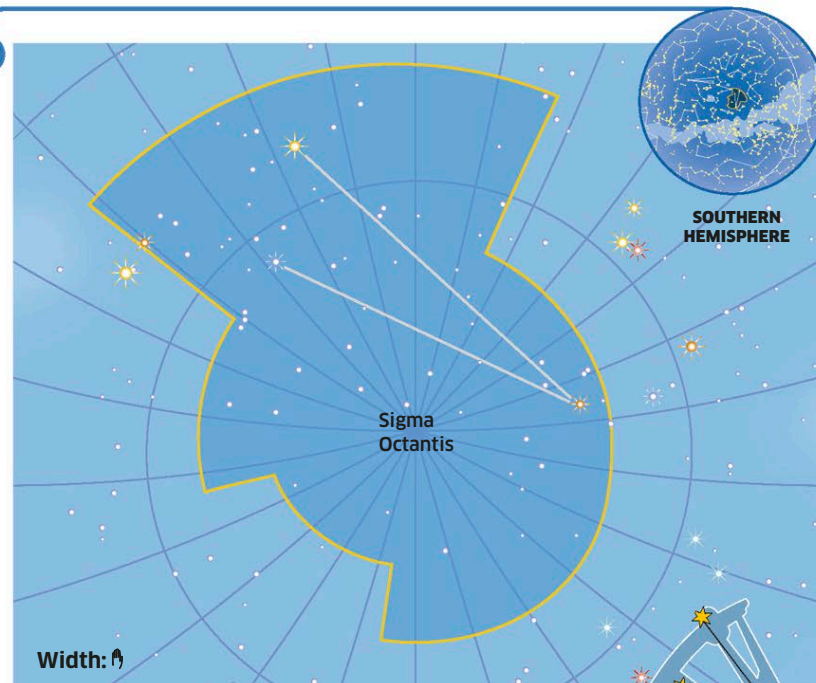
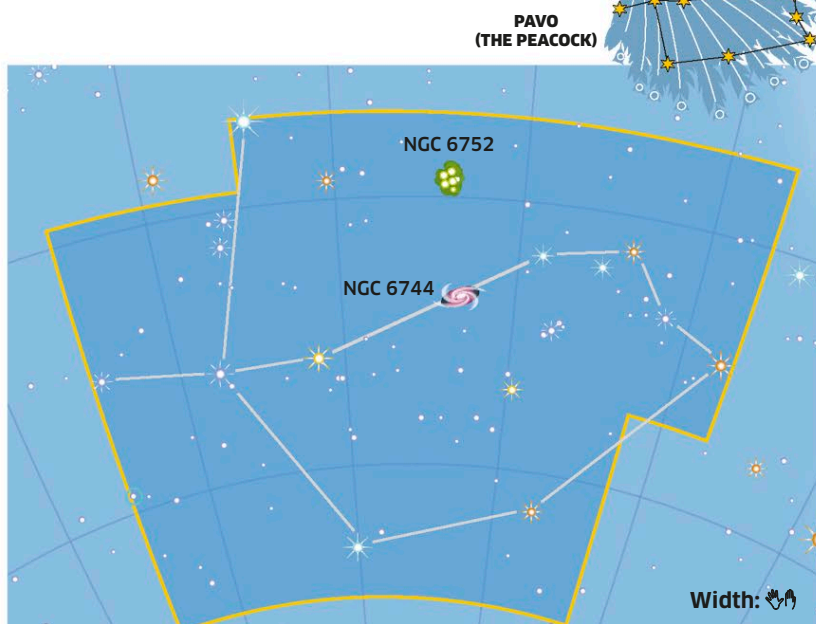
APUS

Dutch explorers sailing to the East Indies in the late 16th century devised Apus. This constellation represents a bird of paradise, which in the past was used to decorate hats and other items of clothing. Delta Apodis is a wide pair of unrelated red giant stars, which can be seen separately with the naked eye or in binoculars.



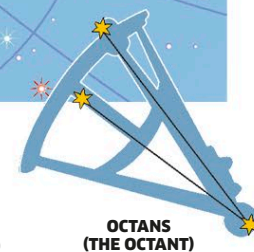
PAVO

Pavo represents a peacock, a bird with a glorious, fanlike tail. It is one of the 12 southern constellations introduced by Dutch seafarers at the end of the 16th century. Items of note include NGC 6752, a large and bright globular cluster, easily visible in binoculars; and NGC 6744, a beautiful spiral galaxy with a short central bar, best seen in photographs.



OCTANS

Octans contains the south pole of the sky. Unlike the northern hemisphere, there is no bright pole star in the southern sky. The closest visible star to the south celestial pole is Sigma Octantis, but it is very faint. Octans was introduced in the 1750s by the French astronomer Nicolas Louis de Lacaille. It represents a navigation instrument known as an octant, the forerunner of the sextant.





REFERENCE

The reference section is packed with facts and figures about planets, spacecraft missions, stars, and galaxies, and tells you the best time to see shooting stars, comets, and eclipses. A glossary explains many of the terms used in this book.

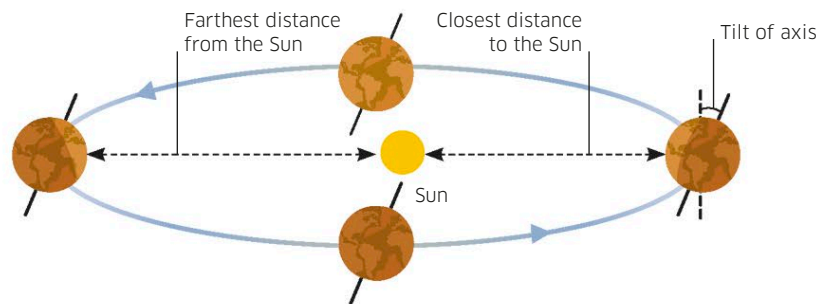
Solar system data

Our solar system consists of the Sun and all the objects under its gravitational influence, including the eight planets and their moons, and an unknown number of dwarf planets, asteroids, comets, and smaller objects. The most distant objects—comets orbiting in the Oort Cloud—can be as far as a light-year from the Sun.

The Sun weighs about **670 times** as much as all the planets and other objects in the solar system combined.

THE PLANETS

A planet is officially defined as an object in direct orbit around the Sun, with enough mass to pull itself into a ball, and strong enough gravity to force other objects out of broadly similar orbits. Today, astronomers recognize eight planets—four relatively small, rocky (or “terrestrial”) worlds close to the Sun, and four much larger giant planets farther out.



A PLANET'S ORBIT AROUND THE SUN

PLANET DATA								
	Mercury	Venus	Earth	Mars	Jupiter	Saturn	Uranus	Neptune
Diameter	3,032 miles (4,880 km)	7,522 miles (12,104 km)	7,926 miles (12,756 km)	4,220 miles (6,792 km)	88,846 miles (142,984 km)	74,896 miles (120,536 km)	31,762 miles (51,118 km)	30,774 miles (49,528 km)
Mass (Earth = 1)	0.06	0.82	1	0.11	318	95	14	17
Time of one rotation	1,408 hours	5,833 hours	23.9 hours	24.6 hours	9.9 hours	10.7 hours	17.2 hours	16 hours
Surface gravity (Earth = 1)	0.38	0.91	1	0.38	2.36	1.02	0.89	1.12
Tilt of axis	0.01°	2.6°	23.4°	25.2°	3.1°	26.7°	82.2°	28.3°
Number of moons	0	0	1	2	67+	62+	27+	14+
Closest distance to the Sun	29 million miles (46 million km)	67 million miles (107 million km)	91 million miles (147 million km)	128 million miles (207 million km)	460 million miles (741 million km)	841 million miles (1,353 million km)	1,703 million miles (2,741 million km)	2,761 million miles (4,445 million km)
Farthest distance from the Sun	43 million miles (70 million km)	68 million miles (109 million km)	95 million miles (152 million km)	157 million miles (249 million km)	507 million miles (817 million km)	940 million miles (1,515 million km)	1,866 million miles (3,004 million km)	2,825 million miles (4,546 million km)
Time to orbit the Sun	88 Earth days	225 Earth days	365.26 days	687 Earth days	12 Earth years	29 Earth years	84 Earth years	165 Earth years
Average orbital speed	30 miles (48 km) per second	22 miles (35 km) per second	19 miles (30 km) per second	15 miles (24 km) per second	8 miles (13 km) per second	6 miles (10 km) per second	4 miles (7 km) per second	3 miles (5 km) per second

METEOR SHOWERS

After being ejected from a comet or asteroid, many grains of rock get concentrated into narrow streams. When Earth's orbit crosses these streams, the grains burn up in our atmosphere as meteors (shooting stars), causing predictable meteor showers.

MAJOR METEOR SHOWERS

Name	Peak date	Most meteors	Parent comet/asteroid
Quadrantids	4 January	120 per hour	2003 EH1
Lyrids	22 April	10 per hour	C/1861 G1 (Thatcher)
Eta Aquarids	5 May	30 per hour	1P/Halley
Perseids	12 August	100 per hour	109P/Swift-Tuttle
Geminids	14 December	120 per hour	3200 Phaethon



DWARF PLANETS

A dwarf planet is a spherical object in an independent orbit around the Sun that lacks the strong gravity required to clear its orbit of other objects. Dwarf planets are mostly found in the Kuiper Belt and scattered disk zones beyond the orbit of Neptune, but they include the largest asteroid in the Main Asteroid Belt, Ceres.

COMETS

Most comets are deep-frozen, icy objects lurking at the outer edges of the solar system, but a small number have fallen into orbits that periodically bring them closer to the Sun and cause them to burst into life.



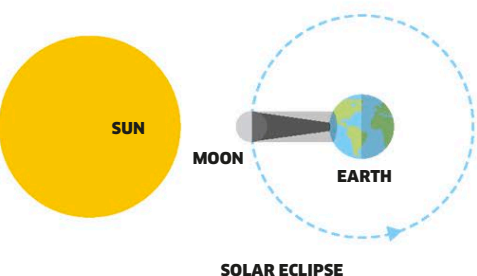
COMET HALE-BOPP

SOME PERIODIC COMETS

Name	Orbital period	Sightings	Next due
1P/Halley	75 years	30	July 2061
2P/Encke	3 years, 3 months	63	June 2020
6P/d'Arrest	6 years, 6 months	20	September 2021
9P/Tempel	5 years, 5 months	14	March 2022
17P/Holmes	6 years, 10 months	10	February 2021
21P/Giacobini-Zinner	6 years, 6 months	16	March 2025
29P/Schwassmann-Wachmann	15 years	8	November 2022
39P/Oterma	19 years	4	July 2023
46P/Wirtanen	5 years, 5 months	11	July 2023
50P/Arend	8 years, 3 months	9	May 2024
55P/Tempel-Tuttle	33 years	5	May 2031
67P/Churyumov Gerasimenko	6 years, 5 months	7	December 2021
81P/Wild	6 years, 5 months	5	December 2022
109P/Swift-Tuttle	133 years	5	July 2126

ECLIPSES

By sheer coincidence, the Sun and Moon appear almost exactly the same size in Earth's skies. As a result, the Moon can sometimes pass in front of the Sun, blocking out its disk to create a solar eclipse. Total solar eclipses, which block the disk completely to reveal the tenuous outer solar atmosphere, are rare and very localized, but partial eclipses are more frequently seen.



TOTAL SOLAR ECLIPSES


Date	Location
14 December 2020	South Pacific, Chile, Argentina, South Atlantic
4 December 2021	Antarctica
8 April 2024	Mexico, central USA, east Canada
12 August 2026	Arctic, Greenland, Iceland, Spain
2 August 2027	Morocco, Spain, Algeria, Libya, Egypt, Saudi Arabia, Yemen, Somalia
22 July 2028	Australia, New Zealand
25 November 2030	Botswana, South Africa, Australia
30 March 2033	East Russia, Alaska
20 March 2034	Africa, the Middle East, Asia
2 September 2035	China, Korea, Japan, Pacific
13 July 2037	Australia, New Zealand
26 December 2038	Australia, New Zealand, South Pacific
15 December 2039	Antarctica
30 April 2041	Angola, Congo, Uganda, Kenya, Somalia
20 April 2042	Malaysia, Indonesia, the Philippines, Northern Pacific
9 April 2043	North America, Northeast Asia

Exploring the planets

Since the late 1950s, we have sent dozens of robotic spacecraft beyond Earth's orbit, mostly aimed at other planets. Some perform brief flyby missions en route to another destination, but others stay longer. Orbiters become long-term satellites of planets, while landers and rovers touch down to examine or even explore the surface.

Rocky worlds

Earth's immediate neighbors, Venus and Mars, have been subject to intense study by a variety of spacecraft, not all of which can be listed here—those mentioned below include all major successes as well as notable firsts and some interesting failures. The innermost planet, Mercury, moves so quickly in its orbit that it is hard to reach and rarely visited.



Mercury

Mission	Country of origin	Arrival date	Type	Status
Mariner 10	US	1974	Multiple flybys	Success
MESSENGER	US	2011	Orbiter	Success



Venus

Mission	Country of origin	Arrival date	Type	Status
Mariner 2	US	1962	Flyby	Success
Venera 4	USSR/Russia	1967	Flyby	Success
Mariner 5	US	1967	Flyby	Success
Venera 7	USSR/Russia	1970	Lander	Success
Venera 9	USSR/Russia	1975	Orbiter/lander	Success
Pioneer Venus Orbiter	US	1978	Orbiter	Success
Pioneer Venus Multiprobe	US	1978	Atmospheric probe	Success
Venera 11	USSR/Russia	1978	Flyby/lander	Success
Venera 15	USSR/Russia	1983	Orbiter	Success
Vega 1	USSR/Russia	1985	Flyby/lander/balloon	Partial success (lander failure)
Vega 2	USSR/Russia	1985	Flyby/lander/balloon	Success
Magellan	US	1990	Orbiter	Success
Venus Express	Europe	2006	Orbiter	Success



Mars

Mission	Country of origin	Arrival date	Type	Status
Mariner 4	US	1965	Flyby	Success
Mariner 6	US	1969	Flyby	Success
Mariner 7	US	1969	Flyby	Success
Mariner 9	US	1971	Orbiter	Success
Mars 2	USSR/Russia	1971	Orbiter/lander	Partial success (lander failure)

Viking 1	US	1976	Orbiter/lander	Success
Viking 2	US	1976	Orbiter/lander	Success
Phobos 2	USSR/Russia	1989	Phobos orbiter/lander	Partial success (lander failure)
Mars Pathfinder	US	1997	Lander/rover	Success
Mars Global Surveyor	US	1997	Orbiter	Success
Mars Odyssey	US	2001	Orbiter	Success
Mars Express/Beagle 2	Europe	2003	Orbiter/lander	Partial success (lander failure)
MER-A Spirit	US	2004	Rover	Success
MER-B Opportunity	US	2004	Rover	Success
Mars Reconnaissance Orbiter	US	2006	Orbiter	Success
Phoenix	US	2008	Lander	Success
Curiosity	US	2012	Rover	Success
Mars Orbiter Mission (Mangalyaan)	India	2014	Orbiter	Success
MAVEN	US	2014	Orbiter	Success
EXOMARS	Europe/US	2016	Orbiter/lander	Success
Insight	US	2018	Orbiter/lander	Success

Gas giants

The giant planets have no surfaces to investigate, but their atmospheres, rings, and moons are all intriguing. After an initial wave of flyby missions that surveyed the giants in the 1970s and 1980s, Jupiter and Saturn have both been surveyed by long-term orbiters. A probe has entered Jupiter's atmosphere, and a lander has touched down on Saturn's largest moon, Titan.



Jupiter

Mission	Country of origin	Arrival date	Type	Status
Pioneer 10	US	1973	Flyby	Success
Pioneer 11	US	1974	Flyby	Success
Voyager 1	US	1979	Flyby	Success
Voyager 2	US	1979	Flyby	Success
Galileo	US	1995	Orbiter/atmospheric probe	Success
Cassini	US and Europe	2000	Flyby	Success
New Horizons	US	2007	Flyby	Success
Juno	US	2016	Orbiter	Success

Saturn

Mission	Country of origin	Arrival date	Type	Status
Pioneer 11	US	1979	Flyby	Success
Voyager 1	US	1980	Flyby	Success
Voyager 2	US	1981	Flyby	Success
Cassini/Huygens	US and Europe	2004	Orbiter/Titan lander	Success

Uranus and Neptune

Mission	Country of origin	Arrival date	Type	Status
Voyager 2	US	Uranus 1986, Neptune 1989	Flyby	Success

Stars and galaxies

The vast majority of objects in the night sky lie far beyond our solar system. All the individual stars we can see are members of our own Milky Way galaxy, as are most of the star clusters and nebulae visible through amateur instruments. There are also countless other galaxies far beyond our own, most of them too distant to see.
































There are about **200 billion** galaxies in the observable universe and about as many stars in the Milky Way.

Closest stars

Many of the closest stars to Earth are red dwarfs, often in binary or multiple systems and so faint that they are hard to see despite their proximity. There are also a few Sun-like stars, and a couple of brilliant white stars, each paired with a burned-out white dwarf companion. Also close to Earth are many starlike objects called brown dwarfs—failed stars that are not massive enough to trigger nuclear fusion in their core.

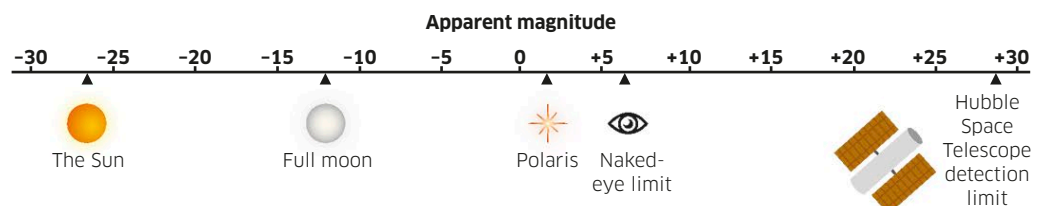
KEY

-  Red dwarf
-  White dwarf
-  White main-sequence star
-  Orange main-sequence star
-  Yellow main-sequence star
-  Brown dwarf

Star type	Designation	Distance	Constellation	Apparent magnitude	Visibility
	Sun	8 light minutes	-	-26.7	Naked eye
	Proxima Centauri	4.2 light-years	Centaurus	11.1	Telescope
 	Alpha Centauri A/B	4.4 light-years	Centaurus	0.01/1.34	Naked eye
	Barnard's Star	6.0 light-years	Ophiuchus	9.5	Telescope
 	Luhman 16 A/B	6.6 light-years	Vela	10.7	Telescope
	WISE 0655-0714	7.2 light-years	Hydra	13.9	Telescope
	Wolf 359	7.8 light-years	Leo	13.4	Telescope
	Lalande 21185	8.3 light-years	Ursa Major	7.5	Binoculars
 	Sirius A/B	8.6 light-years	Canis Major	-1.46/8.44	Naked eye/telescope
 	Luyten 726-8	8.7 light-years	Cetus	12.5/13.0	Telescope
	Ross 154	9.7 light-years	Sagittarius	10.4	Telescope
	Ross 248	10.3 light-years	Andromeda	12.3	Telescope
	Epsilon Eridani	10.5 light-years	Eridanus	3.73	Naked eye
	Lacaille 9352	10.7 light-years	Piscis Austrinus	7.3	Binoculars
	Ross 128	10.9 light-years	Virgo	11.1	Telescope
	WISE 1506+7027	11.1 light-years	Ursa Minor	14.3	Telescope
  	EZ Aquarii A/B/C	11.3 light-years	Aquarius	13.3/13.3/14.0	Telescope
 	Procyon A/B	11.4 light-years	Canis Minor	0.4/10.7	Naked eye/telescope
 	61 Cygni A/B	11.4 light-years	Cygnus	5.2/6.0	Naked eye/binoculars
 	Struve 2398 A/B	11.5 light-years	Draco	8.9/9.7	Telescope
 	Groombridge 34 A/B	11.6 light-years	Andromeda	8.1/11.1	Telescope

Brightest star

Star brightness is measured by apparent magnitude. The brightest stars have the lowest number; 6 is roughly the limit of naked-eye visibility in a clear, dark sky. The Sun, with a magnitude of -26.7, is the brightest object in our skies, but at night thousands of stars are visible to the naked eye, and millions more can be seen through binoculars or a telescope.

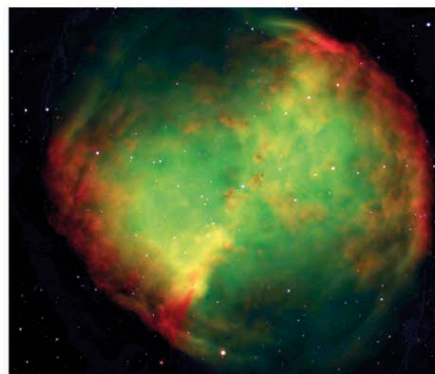


Nebulas


Nebulas are clouds of interstellar gas and dust of various shapes and sizes, ranging from huge star-forming complexes to the smoke rings puffed out by dying stars. Below are a few of the brightest nebulas.



Name: Carina Nebula
Designation: NGC 3372
Constellation: Carina
Magnitude: 1
Distance: 6,500 light-years
Type: Emission nebula
Visibility: Naked eye




Name: Dumbbell Nebula
Designation: M27
Constellation: Vulpecula
Magnitude: 7.5
Distance: 1,360 light-years
Type: Planetary nebula
Visibility: Binoculars



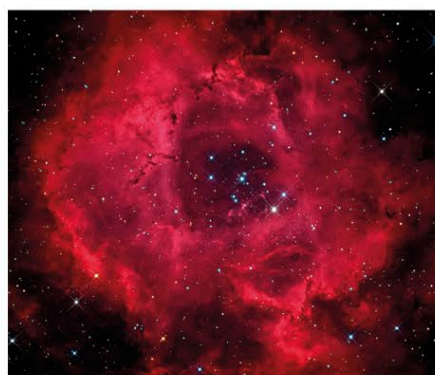
Name: Orion Nebula
Designation: M42
Constellation: Orion
Magnitude: 4
Distance: 1,340 light-years
Type: Emission nebula
Visibility: Naked eye



Name: Helix Nebula
Designation: NGC 7293
Constellation: Aquarius
Magnitude: 7.6
Distance: 700 light-years
Type: Planetary nebula
Visibility: Binoculars



Name: Lagoon Nebula
Designation: M8
Constellation: Sagittarius
Magnitude: 6
Distance: 4,100 light-years
Type: Emission nebula
Visibility: Naked eye

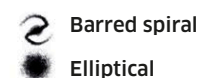



Name: Rosette Nebula
Designation: NGC 2237
Constellation: Monoceros
Magnitude: 9
Distance: 5,200 light-years
Type: Emission nebula
Visibility: Binoculars

Galaxies

The brightest galaxies in the sky tend to be those closest to the Milky Way. This table lists some of the most interesting galaxies that can be observed with binoculars or the naked eye.

KEY



Type	Name	Designation	Constellation	Apparent magnitude	Distance	Visibility
	Large Magellanic Cloud	LMC	Dorado/Mensa	0.9	160,000 light-years	Naked eye
	Small Magellanic Cloud	SMC	Tucana	2.7	200,000 light-years	Naked eye
	Andromeda Galaxy	M32	Andromeda	3.4	2.5 million light-years	Naked eye
	Triangulum Galaxy	M33	Triangulum	5.7	2.9 million light-years	Binoculars
	Centaurus A	NGC 5128	Centaurus	6.8	13.7 million light-years	Binoculars
	Bode's Galaxy	M81	Ursa Major	6.9	11.8 million light-years	Binoculars
	Southern Pinwheel	M83	Hydra	7.5	15.2 million light-years	Binoculars
	Sculptor Galaxy	NGC 253	Sculptor	8.0	11.4 million light-years	Binoculars

Glossary

ANTENNA

A rod- or dishlike structure on spacecraft and telescopes used to transmit and receive radio signals.

APHELION

The point in the orbit of a planet, comet, or asteroid at which it is farthest from the Sun.

ASTEROID

A small, irregular solar system object, made of rock and/or metal, that orbits the Sun.

ASTEROID BELT

A doughnut-shaped region of the solar system, between the orbits of Mars and Jupiter, that contains a large number of orbiting asteroids.

ASTRONAUT

A person trained to travel and live in space.

ATMOSPHERE

The layer of gas that surrounds a planet. Also the outermost layer of gas around the Sun or a star.

ATOM

The smallest particle of a chemical element that can exist on its own.

AURORA

Patterns of light that appear near the poles of some planets. Solar wind particles are trapped by a planet's magnetic field and drawn into its atmosphere, where they collide with atoms and cause them to give off light.

AXIS

The imaginary line that passes through the center of a planet or star and around which the planet or star rotates.

BIG BANG

The explosion that created the universe billions of years ago. According to the Big Bang theory, the universe began in an extremely dense and hot state and has been expanding ever since. The Big Bang was the origin of space, time, and matter.

BLACK HOLE

An object in space with such a strong gravitational pull that nothing, not even light, can escape from it.

BLAZAR

An active galaxy with a supermassive black hole at its center.

CHARGED PARTICLE

A particle that has a positive or negative electrical charge.

CHROMOSPHERE

A gaseous layer above the surface of a star, such as the Sun. Along with the corona, it forms the star's outer atmosphere.

COMET

An object made of dust and ice that travels around the Sun in an elliptical orbit. As it gets near the Sun, the ice starts to vaporize, creating a tail of dust and gas.

CONSTELLATION

A named area of the sky (defined by the International Astronomical Union). The whole sky is divided into 88 constellations. Many are based around distinctive patterns of stars.

CORONA

The outermost part of the Sun or a star's atmosphere, seen as a white halo during a solar eclipse.

COSMONAUT

A Russian astronaut.

CRATER

A bowl-shaped depression on the surface of a planet, moon, asteroid, or other body.

CRUST

The thin, solid outer layer of a planet or moon.

DARK ENERGY

The energy that scientists believe is responsible for the acceleration in the expansion of the universe.

DARK MATTER

Invisible matter that can be detected only by the effect of its gravity.

DENSITY

The amount of matter that occupies a certain volume.

DWARF PLANET

A planet that is big enough to have become spherical but hasn't managed to clear all the debris from its orbital path.

ECLIPSE

An astronomical event in which an object either passes into the shadow of another object or temporarily blocks an observer's view. During a solar eclipse, the shadow of the Moon falls on Earth. In a lunar eclipse, the shadow of Earth falls on the Moon.

ELECTROMAGNETIC RADIATION

Energy waves that can travel through space and matter. Visible light, X-rays, and microwaves are all forms of electromagnetic radiation.

EQUATOR

The imaginary line around the center of a planet, halfway between its north and south poles.

ESCAPE VELOCITY

The minimum speed at which an object has to travel to escape the gravity of a planet or moon. Earth's escape velocity is 7 miles (11.2 km) per second.

EXOPLANET

A planet that orbits a star other than the Sun.

GALAXY

A collection of millions or trillions of stars, gas, and dust held together by gravity.

GAMMA RAY

An electromagnetic energy wave that has a very short wavelength.

GLOBULAR CLUSTER

A ball-shaped cluster of stars that orbits a large galaxy.

GRANULATION

Mottling on the surface of the Sun or another star.

GRAVITY

The force that pulls all objects that have mass and energy toward one another. It is the force that keeps moons in orbit around planets, and planets in orbit around the Sun.

HABITABLE

Suitable for living in or on.

HEMISPHERE

One half of a sphere. Earth is divided into northern and southern hemispheres by the equator.

HERTZSPRUNG-RUSSELL DIAGRAM

A diagram showing a star's temperature and brightness in relation to other stars.

INFRARED

Electromagnetic radiation with wavelengths shorter than radio waves but longer than visible light. It is the primary form of radiation emitted by many objects in space.

LAUNCH VEHICLE

A rocket-powered vehicle that is used to send spacecraft or satellites into space.

LIGHT-YEAR

The distance traveled by light in a vacuum in one year.

LITHOSPHERE

The solid, hard outer layer of a planet or moon.

MAGNETIC FIELD

A field of force created by a planet, star, or galaxy, that surrounds it and extends into space.

MAGNITUDE

The brightness of an object in space given as a number. Bright objects have low or negative numbers and dim objects have high numbers.

MAIN-SEQUENCE STAR

An ordinary star, such as our Sun, that shines by converting hydrogen to helium. Main-sequence stars lie on the main band of the Hertzsprung-Russell diagram.

MANTLE

A thick layer of hot rock between the core and the crust of a planet or moon.

MARE

A large, flat area on the Moon's surface that looks dark when viewed from Earth. These areas were originally thought to be lakes or seas but are now known to be floods of solidified lava.

MATTER

Something that exists as a solid, liquid, or gas.

MESOSPHERE

The layer of atmosphere 30–50 miles (50–80 km) above Earth.

METEOR

A streak of light, also called a shooting star, seen when a meteoroid burns up due to friction on entering Earth's atmosphere.

METEORITE

A meteoroid that reaches the ground and survives impact. Meteorites are usually classified according to their composition as stony, iron, or stony-iron.

METEOROID

A particle of rock, metal, or ice traveling through space.

MICROWAVE

Electromagnetic radiation with wavelengths longer than infrared and visible light but shorter than radio waves.

MILKY WAY

The barred spiral galaxy that contains the solar system and is visible to the naked eye as a band of faint light across the night sky.

MODULE

A portion of a spacecraft.

NEBULA

A cloud of gas and/or dust in space.

NEUTRINO

A subatomic particle produced by nuclear fusion in stars as well as in the Big Bang.

NEUTRON

A subatomic particle that does not have an electrical charge. It is found in all atomic nuclei except those of hydrogen.

NEUTRON STAR

A dense collapsed star that is mainly made of neutrons.

NUCLEAR FUSION

A process in which two atomic nuclei join to form a heavier nucleus and release large amounts of energy.

NUCLEUS

The compact central core of an atom. Also the solid, icy body of a comet.

ORBIT

The path taken by an object around another when affected by its gravity. The orbits of planets are mostly elliptical in shape.

ORBITER

A spacecraft that is designed to orbit an object but not land on it.

PARTICLE

An extremely small part of a solid, liquid, or gas.

PAYLOAD

Cargo or equipment carried into space by a rocket or a spacecraft.

PENUMBRA

The lighter outer shadow cast by an object. A person inside this region can see part of the source of light causing the shadow. Also the lighter, less cool region of a sunspot.

PERIHELION

The point in the orbit of a planet, comet, or asteroid at which it is closest to the Sun.

PHASE

The portion of a moon or planet that is seen to be lit by the Sun. The Moon passes through a cycle of different phases every 29.5 days.

PHOTOSPHERE

The thin gaseous layer at the base of the Sun's atmosphere from which visible light is emitted.

PLANET

A spherical object that orbits a star and is sufficiently massive to have cleared its orbital path of debris.

PLANETARY NEBULA

A glowing cloud of gas around a star at the end of its life.

PLANETESIMALS

Small rocky or icy objects formed in the early solar system that were pulled together by gravity to form planets.

PLANISPHERE

A disk-shaped star map with an overlay that shows which part of the sky is visible at particular times and dates.

PLASMA

A highly energized form of gas. The Sun is made of plasma.

PROBE

An uncrewed spacecraft that is designed to explore objects in space and transmit information back to Earth (especially one that explores the atmosphere or surface of an object).

PROMINENCE

A large, flamelike plume of plasma emerging from the Sun's photosphere.

PULSAR

A neutron star that sends out beams of radiation as it spins.

QUASAR

Short for "quasi-stellar radio" source, a quasar is the immensely luminous nucleus of a distant active galaxy with a supermassive black hole at its center.

RED GIANT

A large, luminous star with a low surface temperature and a reddish color. It "burns" helium in its core rather than hydrogen and is nearing the final stages of its life.

ROVER

A vehicle that is driven remotely on the surface of a planet and moon.

SATELLITE

An object that orbits another object larger than itself.

SEYFERT GALAXY

An active galaxy, often spiral in shape, with a supermassive black hole at the center.

SOLAR FLARE

The brightening of a part of the Sun's surface, accompanied by a release of huge amounts of electromagnetic energy.

SOLAR WIND

A continuous flow of fast-moving charged particles from the Sun.

SPACE-TIME

A combination of three dimensions of space—length, breadth, height—with the dimension of time.

SPACEWALK

Activity by an astronaut in space outside a spacecraft, usually to conduct repairs or test equipment.

STAR

A huge sphere of glowing plasma that generates energy by nuclear fusion in its core.

STRATOSPHERE

The layer of the atmosphere 5–30 miles (8–50 km) above Earth's surface.

SUBATOMIC PARTICLE

Any particle smaller than an atom.

SUNSPOT

A region of intense magnetic activity in the Sun's photosphere that appears darker than its surroundings.

THERMOSPHERE

The layer of the atmosphere 50–375 miles (80–600 km) above Earth's surface.

THRUST

The force from an engine that propels a rocket or spacecraft forward.

TRANSIT

The passage of a planet or star in front of another, larger, object.

TROPOSPHERE

The layer of the atmosphere 4–12 miles (6–20 km) above Earth's surface.

ULTRAVIOLET RADIATION

Electromagnetic radiation with wavelengths shorter than visible light but longer than X-rays.

UMBRA

The darker central shadow cast by an object. A person inside this region cannot see the source of light causing the shadow. Also the darker, cooler region of a sunspot.

X-RAY

Electromagnetic radiation with wavelengths shorter than ultraviolet radiation but longer than gamma rays.

Index

Page numbers in **bold** type refer to main entries

A

Abell 1185 107
 Abell 1689 107
 Abell 2218 107
 accretionary disk 89, 90
 active galaxies **100–101**, 104
 Albireo 168
 Aldrin, Buzz 117, 136
 aliens 148–149
 Alpha Centauri 158
 Alphekka 174
 Andromeda constellation **169**
 Andromeda Galaxy 96, 105, 106, 119, 201
 animals in space 116–117
 Antares 84, 96
 Antennae Galaxies 105
 Antlia **181**
 Apollo program 27, 115, 122, 123, **134–137**
 Apollo 11 27, 136, 139
 Apollo 15 137
 Apollo 17 24–25
 lunar landers 136–137
 Lunar Roving Vehicle (LRV) 138–139
 spacesuits 141
 Apus **193**
 Aquarius 153, **177**
 Aquila **176**
 Ara **189**
 Arecibo radio telescope 148–149
 Aries 153, **170**
 Armstrong, Neil 117, 136, 137
 Asteroid belt 9, **40**, 42, 64, 197, 202
 asteroids 9, 10, 21, **40–41**, 64, 65, 202
 impact craters 28
 astronauts 113, 202
 first 124–125
 crewed spacecraft 130–131
 spacesuits 140–141
 spacewalks 142–143
 astronomers 96
 astronomical units 9, 10
 astronomy 116

practical stargazing 154–155
 Atlantis 114
 atmosphere 202
 Earth 20, 22, 23
 Io 48
 Jupiter 45
 Mars 3, 14, 69
 Mercury 17
 Neptune 62
 Pluto 65
 Rhea and Dione 57
 Saturn 50
 stars 70
 Titan 59
 Uranus 60
 Venus 18
 atoms 110, 202
 Auriga **164**
 auroras 202
 Jupiter 45
 axis of rotation 202
 Earth 21
 Saturn 51
 Uranus 61

B

B ring (Saturn) 52
 Baikonur Cosmodrome 124
 Barnard's Galaxy 107
 barred spiral galaxies 101, 106
 Milky Way 100
 NGC 1300 185
 NGC 1365 101, 185
 Barringer Crater (Arizona) 29
 Beagle 2 lander 36, 37, 199
 Beehive Cluster 170
 Beta Centauri 158
 Beta Pictoris 191
 Betelgeuse 81
 Big Bang 96, **110–111**, 202
 Big Dipper 156, 165
 binary systems 90
 binoculars 155
 black dwarfs 80–81
 black holes 70, 81, 84, 86, **88–89**, 90, 92, 100, 102, 103, 202
 blazars 103, 202
 blue dwarfs 80–81
 blue hypergiants 73
 blue supergiants 72
 Bode's Galaxy (M81) 101, 156, 157, 201

Boeing CST-100 114
 Boötes **166**
 Butterfly Cluster (Scorpius) 90
 Butterfly Nebula **82–83**

C

Caelum **185**
 Callisto **47**
 Caloris Basin (Mercury) 16
 Camelopardalis **164**
 cameras, rovers 129
 Cancer 153, **170**
 Canes Venatici 104, **166–167**
 Canis Major **178**
 Canis Minor **178**
 Capricornus 153, **184**
 carbon dioxide 18
 cargo weight, rockets 122
 Carina 158, 159, **187**
 Carina Nebula 75, 116, 158, 159, 187, 201
 Carina-Sagittarius Arm (Milky Way) 101
 Cartwheel Galaxy 105
 Cassini Division (Saturn) 53
 Cassini spacecraft 51, 52, 54, 58, 115, **126–127**, 199
 Cassiopeia 156, 157, **163**
 Cat's Eye Nebula 121, **163**
 celestial sphere **152–153**
 centaurs 64
 Centaurus 158, **182**
 Centaurus A 201
 Cepheus 156, **162**
 Ceres 40, 64, **65**, 197
 Cetus **178**
 Chamaeleon **193**
 Chandrayaan 1 Moon mission 27
 Chang'e Moon missions 27
 China, space exploration 27
 Cigar Galaxy (M82) 157
 Circinus **188**
 cliffs, Mercury 16
 Clinton, Bill 149
 clouds
 Earth 22
 Jupiter 45
 Saturn 50, 51
 Venus 18
 colliding galaxies **104–105**
 Collins, Michael 136
 Columba **186**
 Coma Berenices **172**
 coma (comets) 66, 67

comets 9, 11, **66–67**, 197, 202
 67P 66
 Encke 66
 Hale-Bopp 66, 197
 impact craters 28
 landing on 117
 periodic 197
 structure of 66
 tails 66
 Tempel 1 127
 Command Module (Apollo) 134, 135, 136, 137
 constellations 152, **162–193**, 202
 movement of 155
 zodiac 153
 continents 21
 convection layers, stars 70
 Copernicus Crater (Moon) 25
 Copernicus, Nicolaus 117, 153
 core
 black holes 88
 Earth 22, 23
 Io 48
 Jupiter 44
 Mars 32
 Mercury 17
 Moon 24
 Neptune 62
 red supergiants 85
 Saturn 51
 stars 70, 74, 75, 80, 81
 Sun 14
 Titan 59
 Uranus 61
 Venus 19
 corona 30, 202
 Corona Australis **189**
 Corona Borealis **174**
 Corvus **181**
 cosmologists 96
 cosmos **96–97**
 Crab Nebula 171
 Crater **181**
 craters 202
 asteroids 40, 41
 Callisto 47
 formation of **29**
 impact **28–29**
 Mercury 16, 17
 Moon 25
 transient 29
 Venus 18
 crewed spacecraft 15, 117, **130–131**
 first 124–125
 future 146–147

crust
 comets 66
 Earth 22, 23
 Io 49
 Mars 33
 Mercury 17
 Moon 25
 Titan 59
 Venus 19
 Crux (Southern Cross) 158, 159, **182**
 Curiosity rover 36, 37, 38–39, 115, 127, 199
 Cygnus **168**

D

D ring (Saturn) 53
 Dali Chasma (Venus) 18
 Daphnis 53, 57
 dark energy 96, 202
 dark matter 96, **97**, 106, 202
 death of stars 70
 black holes 88
 hot Jupiters 79
 planetary nebulas 83
 red supergiants 85
 declination, lines of 152
 Deep Impact 127
 Deimos 33
 Delphinus **176**
 Delta Cephei 162
 density 202
 neutron stars 87
 Descent Module 130
 deserts 21
 Destiny Laboratory 144
 Dione 57
 distances, cosmic 96
 Dorado **192**
 Draco 156, **163**
 Dragon spacecraft 114, 131
 Drake Equation 148–149
 Drake, Francis 148
 Dumbbell Nebula 176, 201
 dust clouds 74, 75, 80
 dust torus 102, 103
 dwarf galaxies 104–105, 107
 NGC 5195 104
 dwarf planets 9, 40, 64, 65, 197, 202
 dwarf stars 72

E

E ring (Saturn) 52
 Eagle Nebula 100, 121, 175
 Earth **20-23**
 celestial sphere 152-153
 curvature 9
 data 196
 distance from stars 71
 distance from the Sun 9
 human influence 21
 impact craters 28-29
 inside **22-23**
 orbit 11
 rotation of 152-153
 in the universe 108, 109, 153
 eclipses 30-31, 197, 202
 Eight-Burst Nebula 187
 Einstein, Albert 88, 97
 ejecta curtains 28, 29
 electromagnetic (EM) spectrum 70
 elliptical galaxies 101, 106, 107
 elliptical orbits 11, 66
 Enceladus 52, 57, 149
 Encke, Comet 66
 energy 70, 96, 110
 engines, rocket 123
 equator, celestial 152, 161
 Equuleus **176**
 Eridanus **185**
 Eris 9, **64**, 65, 197
 ESA, space exploration 27, 36-37, 198-199
 Eskimo Nebula 172
 Europa **46**, 47, 149
 European Extremely Large Telescope (E-ELT) **118-119**
 European Space Agency see ESA
 event horizons 88
 exoplanets **76-77**, 202
 exosphere 23
 extraterrestrials 148-149
 Extravehicular Mobility Unit 141

F

False Cross 159
 Flaming Star Nebula 164
 flybys 127, 198-99
 forces 110
 Fornax **185**
 fossils 149

G

Gagarin, Yuri 117, **124-25**
 Gaia 120
 galactic center 100
 galaxies 95, 96, 97, **100-107**, 202
 active **100-101**, 104
 Andromeda 96, 105, 106, 119, 201
 Antennae 105
 Barnard's 107
 Big Bang 110-111
 Bode's (M81) 101, 156, 157, 201
 Cartwheel 105
 Cigar (M82) 157
 colliding **104-105**
 dwarf 104-105, 107
 elliptical 101, 106, 107
 Great Wall 107
 Guitar 107
 irregular 101
 Large Magellanic Cloud 106, 159, 192, 201
 M81 and M82 101, 156, 157
 Milky Way 80, 90, 92-93, 96, **98-99**, **100-101**, 105, 106, 107, 108, 109, 154-155, 157, 158, 159, 161, 203
 newborn 121
 NGC 1566 103
 Pinwheel 106
 radio 103
 reference 201
 Sagittarius Dwarf 107
 Sculptor 201
 Seyfert 103, 203
 shapes 101
 Small Magellanic Cloud 107, 158, 159, 201
 Sombrero 121, 173
 Spindle 181
 spiral 99, 101, 104, 105, 106, 111, 165, 173, 180
 Triangulum 106, 201
 Whirlpool **104-105**, 166
 Wolf-Lundmark-Melotte 107
 galaxy clusters **106-107**
 Galilean moons (Jupiter) 47
 Galilei, Galileo 47, 54, 117
 Galileo spacecraft 45, 115, 127, 199
 Ganymede **46**, 47
 Garnet Star 156
 gas clouds 74, 75, 80, 110

gas giants 8, 11
 birth of 13
 data 196
 exploration 199
 see also Jupiter; Neptune; Saturn; Uranus
 Gemini 153, **172**
 Gemini spacecraft 131
 geysers, Neptune 63
 giant stars 72, 90
 globular clusters 90, 202
 47 Tucanae 158, 190
 M15 177
 M71 175
 NGC 6584 189
 Goddard, Robert 116
 GRAIL Moon mission 27
 gravitational lensing **107**
 gravity 110, 202
 black holes 88, 89
 colliding galaxies 104, 105
 dwarf planets 9
 and formation of planets 13
 galaxy clusters 106
 Io 48, 49
 laws of 97
 Mercury 17
 Moon 24, 137
 multiple stars 90
 Neptune 62, 63
 neutron stars 87
 Saturn 50, 52, 54, 57
 stars 70, 74, 75, 80
 Sun 9, 11, 117
 universe 97, 108
 Great Dark Spot (Neptune) 62
 Great Globular Cluster 90
 Great Red Spot (Jupiter) 44
 Great Wall 107
 greenhouses, on Mars 147
 Grus **190**
 Guitar 107

H

habitable ("Goldilocks") zone 77
 Hale-Bopp, Comet 66, 197
 Haumea **64**, 65, 197
 HD 189733 b 78-79
 HD 209458 b 79
 heat shield 127
 heliocentrism 153
 helium 50, 80, 81
 Helix Nebula 177, 201
 Hercules 90, **166-167**
 Hercules A 103
 Herschel, William 60
 Hertzsprung, Ejnar 73
 Hertzsprung-Russell diagram 73, 202

Hiten Moon mission 27
 Horologium **191**
 Horsehead Nebula 75, 179
 hot Jupiters 77, **78-79**
 Hubble Space Telescope 74, 97, 116, **120-121**
 hurricanes 51
 Huygens, Christiaan 126
 Huygens space probe 51, 58, **126-127**, 199
 Hyades 171
 Hydra **180**
 hydrogen 50, 70, 74, 75, 80, 81
 Hydrus **191**
 Hyperion 56

I

impact craters **28-29**
 India, space exploration 27, 199
 Indus **189**
 infrared 119, 202
 infrared telescopes 115
 inner planets 8, 9, 10
 interacting binaries 90-91
 International Space Station 114, 130, 143, **144-45**
 spacesuits 140-41
 interstellar dust clouds 99
 interstellar gas 74
 Io 46, 47, **48-49**
 iron 80
 irregular galaxies 101
 Irwin, James 137
 Ixion 197

J

James Webb Space Telescope 121
 Japan, space exploration 27
 Johnson Space Center (Houston) 135
 Juno orbiter 199
 Jupiter **44-49**
 data 196
 missions to 115, 127, 199
 moons 46-49
 rotation 11

K

Kennedy Space Center (Florida) 123, 134
 Kepler 5b and 7b 79
 Kepler Observatory 116

Kepler-62 system 76-77
 kinetic energy 28, 29
 Kuiper belt 9, 11, 64, 65, 197

L

Lacerta **169**
 LADEE Moon mission 27
 Lagoon Nebula 201
 Laika 117
 lakes, Titan 58, 59
 landers 127
 Large Magellanic Cloud 106, 159, 192, 201
 launch sites 114
 LCROSS Moon mission 27
 lenses, telescope 118, 119, 155
 lensing
 black holes 89
 gravitational 107
 Leo 153, **173**
 Leo cluster 107
 Leo Minor **172**
 Lepus **186**
 Libra 153, **174**
 life
 on Earth 20, 21, 22
 on Mars 36, 39
 search for extraterrestrial 148-149
 and water 149
 light
 bending 89, 107
 speed of 15
 waves 70
 light pollution 154
 light-years 71, 96, 202
 living conditions, on Mars 147
 Local Group **106**
 Luna spacecraft 27
 lunar eclipses 31
 lunar landers 136-137
 Lunar Module (Apollo) 134, 135, **136-137**
 Lunar prospector 27
 Lunar Roving Vehicle (LRV) 27, 137, **138-139**
 Lunokhod 1 and 2 26, 27, 117
 Lupus **182**
 Lynx **164**
 Lyra **167**

M

M81 and M82 galaxies 101, 156, 157
 Maat Mons (Venus) 18
 Magellan orbiter 198
 main-sequence stars 73, 202

Makemake 65, 197
 manned spacecraft *see*
 crewed spacecraft
 mantle 203
 Earth 23
 Io 48, 49
 Mars 33
 Mercury 17
 Moon 24, 25
 Neptune 62
 Titan 59
 Uranus 60
 Venus 19
 Mariner spacecraft 35,
 115, 198
 Mars **32-39**
 data 196
 exploration **36-37**, 128-
 129, 198-199
 future crewed landings 37,
 117, **146-147**
 life on 149
 Mars 2, 3, and 6 probes 33,
 36, 198
 Mars Express 37, 199
 Mars Global Surveyor 199
 Mars Orbiter Mission
 (Mangalyaan) 199
 Mars Pathfinder 199
 Mars Polar Lander 36
 Mars Reconnaissance Orbiter
 34, 199
 mass-energy 96
 massive stars 80-81
 matter 96-97, 110, 203
 MAVEN 199
 Mensa **192**
 Mercury 11, **16-17**
 data 196
 missions to 115, 198
 Mercury spacecraft 141
 mesosphere 23, 203
 MESSENGER space probe
 115, 198
 meteor showers 42, 196
 meteorites 12, **42-43**, 203
 impact craters 28-29
 Martian 149
 meteoroids 42, 203
 meteors 42, 203
 Microscopium **184**
 microwave telescopes 115
 microwaves 70, 203
 Milky Way 90, 92-93, 96,
 98-99, **100-101**, 106,
 107, 154-155, 161, 203
 future collision with
 Andromeda Galaxy 105
 northern night sky 157
 southern night sky 158, 159
 spiral arms 80
 in the universe 108, 109

Mimas 53
 minor bodies 9
 minor planets **64-65**
 Mir space station 116
 Miranda 60
 mirrors, telescope 118, 119,
 121, 155
 Mission Control (Houston)
 135
 Mizar 165
 molecular clouds 74, 75
 Monoceros **180**
 Moon **24-27**
 Apollo program 115, 117,
 134-135, **136-137**,
 138-139
 eclipses 30, 31
 exploring **26-27**
 formation of 24
 future missions to 146
 impact craters 28-29
 landings 24-25, 113, 115,
 117, **136-137**, 138-139
 mementos left on 137
 Moon rovers 26-27, 117,
 138-139
 moons
 Jupiter **46-49**
 Mars 33
 Neptune 63
 Pluto 65
 Saturn 50, 52, 53, **56-59**
 solar system 9
 Uranus 60
 multiple stars **90-91**
 Musca **188**
 Mystic Mountain (Carina
 Nebula) 75

N

Nair al Saif 74
 NASA, Apollo program
 134-135
 near-Earth asteroids 41, 146
 nebulas 201
 Butterfly Nebula **82-83**
 Carina Nebula 75, 116, 158,
 159, 187, 201
 Cat's Eye Nebula 121, **163**
 Crab Nebula 171
 Dumbbell Nebula 176, 201
 Eagle Nebula 100, 121,
 175
 Eight-Burst Nebula 187
 Eskimo Nebula 172
 Flaming Star Nebula 164
 Helix Nebula 177, 201
 Horsehead Nebula 75, 179
 Lagoon Nebula 201
 North America Nebula 168

Orion Nebula **74-75**,
 179, 201
 Owl Nebula 165
 Ring Nebula 167
 Rosette Nebula 180, 201
 solar 13
 Trifid Nebula 183
 Veil Nebula 168
 Neptune 11, **62-63**
 data 196
 missions to 115, 199
 neutron stars 81, 84, **86-87**,
 90, 203
 neutrons 110
 New Horizons mission 65, 199
 newborn stars 74, 104
 Newton, Isaac 9, 97, 117
 night sky **150-193**
 celestial sphere 152-153
 northern star-hopping 156-
 157
 nothern star-hopping
 158-159
 star maps 160-161
 night vision 154
 Noctis Labyrinthus (Mars) 34
 Norma **188**
 North America Nebula 168
 northern celestial hemisphere
 156-157, 160
 northern lights 15
 novas 90, 91
 nuclear fusion 69, 70, 75, 80,
 81, 203
 nucleus
 atoms 110, 203
 comets 66, 67

O

oceans 22
 Octans **193**
 Olympus Mons 32
 Oort cloud 9, 65, 196
 open clusters 90
 IC 2391 158, 159
 Ophiuchus 153, **175**
 Opportunity rover 36,
 129, 199
 optical telescopes 115
 orange giants 72
 orange main-sequence stars
 71
 Orbital Module 130
 orbital plane 9
 orbiters 127, 198-199, 203
 orbits 13, 203
 asteroids 10
 comets 11, 66
 Earth 11, 21
 elliptical 11, 66

hot Jupiters 79
 how orbits work 9
 International Space Station
 144
 Mars 10, 33
 Mercury 11, 16
 Neptune 11
 planetary 196
 Saturn's moons 56, 57
 Orcus 197
 ordinary matter 97
 Orion 73, **179**
 Orion Arm (Milky Way) 101,
 109
 Orion Nebula **74-75**, 179, 201
 Orion spacecraft 114
 outer moons (Jupiter) 47
 outer planets 8, 9, 11
 Owl Nebula 165
 oxygen 57

P

pancake domes 19
 parallax 71
 particle jets 102
 Pathfinder spacecraft 36
 Pavo **193**
 Pegasus **177**
 Pele volcano (Io) 49
 Perseus **170**
 Perseus Arm (Milky Way) 101
 Philae lander 66, 127
 Phobos 33
 Phobos orbiter/lander 199
 Phoenix **190**
 Phoenix lander 36, 199
 photosphere 15, 203
 Pictor **191**
 Pinwheel Galaxy 106
 Pioneer spacecraft 198, 199
 Pisces 153, **178**
 Piscis Austrinus **184**
 planetary motion 11, 153, 196
 planetary nebulas 80, 81,
 83, 203
 planetesimals 13, 203
 planets 8-9, 203
 birth of 74
 data 196
 distance from the Sun
 10-11
 exploration **198-199**
 formation of 12, 13, 75
 planispheres 154-155
 plasma torus 49
 Pleiades 171
 Pluto 9, 64, 65, 197
 polar regions
 Earth 20
 Saturn 51

Polaris (Pole Star) 156, 157,
 162
 poles, celestial 152-153,
 156
 Pollas, Christian 41
 Porpoise 105
 pressure, stars 70, 80
 probes *see* space probes
 prominences 14, 203
 proplyds 74
 Proxima Centauri 71, 96
 pulsars 86, **87**, 203
 Puppis **186**
 Pyxis **186**

QR

Quaoar 197
 quasars 103, 203
 radiation
 Big Bang 110
 stars 70
 radio galaxies 103
 radio signals, alien 148
 radio telescopes 115, 148
 radio waves 115, 119
 Ranger spacecraft 26, 27
 red dwarfs 71, 72, 80
 red giants 70, 72, 80-81, 90,
 91, 203
 red supergiants 73, 80, 81,
 84-85
 relativity, theory of 89
 Reticulum **191**
 Rhea 56
 Rigel 73, 179
 right ascension, lines of
 152-153
 Ring Nebula 167
 rings
 Jupiter 45
 Neptune 63
 Saturn 10, 50, 51, **52-55**
 Uranus 61
 robotic spacecraft 27, 115,
 146
 rock samples 128
 rockets 113, 114-115,
 116, **122-123**
 rocky planets 8, 10
 data 196
 exploration 198-199
 formation of 12
 see also Earth; Mars;
 Mercury; Venus
 Rosetta spacecraft 66,
 117, 127
 Rosette Nebula 180,
 201
 rovers 26-27, 127, **128-129**,
 146, 198-199, 203

Russell, Henry 73
Russia, space exploration
26-27, 36, 198-199

S

Sagitta **175**
Sagittarius 153, **183**
Sagittarius Dwarf Galaxy 107
Salyut 1 116, 144
sand dunes 34
Saturn **50-59**
axial tilt 51
data 196
missions to 51, 115, 126,
127, 199
moons 53, **56-57**
rings 10, 50, 51, **52-55**
Saturn V rocket 122, 134
science fiction 117
Scorpius 90, 153, **183**
Scott, David 137
Sculptor **184**
Sculptor Galaxy 201
Scutum **175**
Scutum-Centaurus Arm
(Milky Way) 100
seasons
Earth 21
Mars 33
Pluto 65
Uranus 61
Sedna 9, 197
SELENE Moon mission 27
Serpens **174-175**
Service Module (Apollo) 134,
135, 136, 137
Service Module (Soyuz) 130
SETI (search for
extraterrestrial
intelligence) 148
Sextans **181**
Seyfert galaxies 103, 203
shepherd moons (Saturn) 53
shooting stars **42-43**
shuttle program 133
singularity 88, 89
Skylab 116
Small Magellanic Cloud 107,
158, 159, 201
small stars 80-81
SMART-1 Moon mission 27
Sojourner 36
solar cycle 15
solar eclipses 30-31, 197
solar nebula 13
solar system **6-13**, 100
birth of 12-13, 111
data **196-197**
structure 9
in the universe 108, 109

solar wind 15, 203
Sombrero Galaxy 121, 173
southern celestial hemisphere
158-159, 161
Southern Cross (Crux) 158,
159, **182**
Southern Pinwheel **180**, 201
Southern Pleiades 158, 159,
187
Southern Pointers 158
Soyuz spacecraft 114, **130-131**
space exploration **112-149**
future 146-147
reference 198-199
timeline 116-117
Space Launch System (SLS)
rocket 114, 122-123
space probes 114, **126-127**,
198-199, 203
Mars 33, 36-37
Titan 58
space race 26, 124
space, shape of 108
Space Shuttle 114, 116, 131,
132-133
spacesuits 141
space stations 114, 116, 143,
144-145
space telescopes **120-121**
space tourism 147
space-time 89, **97**, 203
SpaceShipTwo 131, 147
spacesuits **140-141**, 143
spacewalks 117, 140-141,
142-143, 145, 203
spaghettification 89
spicules 15
Spindle Galaxy 181
spiral galaxies 101, 104, 105,
106, 111
M101 165
M66 173
M83 180
Milky Way 99
Spirit rover 36, 128-129, 199
Sputnik spacecraft 117, 124
star clouds 92-93
star clusters 90
M13 166
M4 183
M47 186
NGC 6067 188
star-hopping
northern **156-157**
southern **158-159**
stargazing, practical 154-155
starlight 70
stars **68-93**, 203
Big Bang 110-111
birth of **74-75**, 80
brightness 70, 200

colors 73
constellations 162-193
death of 70, 79, 83, 85, 88
distance from Earth 71
forces in 70
formation of 12, **75**
how stars work **70-71**
lives of 80-81
mapping 154
maps 160-161
newborn 74, 104
parts of 70
pattern of movement 155
reference 200
shining 70
studying 70
types of **72-73**
variable-size 70
stellar black holes 88
stellar winds 75
Stonehenge 116
storms
Earth 22
Jupiter 44, 49
Neptune 62
Saturn 51
Uranus 61
subatomic particles 110, 203
Sun **14-15**
birth of 12, 13
eclipses 30, 31, 197
mapping 120
planetary motion 11, 153
size of 8
solar system **6-13**, 196-197
Sunflower Galaxy 166
sunspots 14, 15, 203
supercluster filaments 109
superclusters 107, 109
supermassive black holes 88
supernovas 13, 75, 80, 81,
84, 86, 88
Type 1a 91
Surveyor spacecraft 27
Swanson, Steve 144
Syrtris Major (Mars) 33

T
tails, comets 66
Taurus 153, **171**
tectonic plates 23
telescopes 117, **118-119**, 155
how they work 119
types of 115
Telescopium **189**
Tempel 1 comet 127
temperatures
Earth 20, 21, 22, 23
hot Jupiters 79
Mars 39, 147

Mercury 16
Neptune 63
Venus 18
thermosphere 23, 203
thrust, rockets 122, 203
tidal forces, Io 48, 49
tilt, Earth's 21
time, stretching 89
Titan 51, 56, **58-59**, 127
missions to 126, 199
tourism, space 147
Toutatis **40-41**
transient craters 29
Trapezium 74, 179
Triangulum **169**
Triangulum Australe 158, **188**
Triangulum Galaxy 106, 201
Trifid Nebula 183
Triton 63
Trojans 40
troposphere 23, 203
Tucana 158, **190**
Tupan Patera (Io) 48

U

ultraviolet 70, 75, 119,
120, 203
universe **96-97**, **108-109**
Big Bang 110-111
composition of 95, **96-97**
expanding 96-97, 110, 111
observable 109
origin of 96
scale of 109
Upsilon Andromedae b 79
Uranus **60-61**
data 196
missions to 115, 199
rotation 11
Ursa Major 157, **165**
Ursa Minor 157, **162**
US, space exploration 26-27,
36-37, 134-135, 198-199
USSR, space exploration
26-27, 36, 198-199

V

Valles Marineris (Mars) 32,
34-35
variable stars 70
Vega spacecraft 198
Veil Nebula 168
Vela 159, **187**
Venera space probe 115,
198
Venus **18-19**
data 196
missions to 127, 198

rotation 10
Viking spacecraft 36, 37,
116, 199
Virgo 153, **173**
Virgo cluster 107
Virgo supercluster 109
voids 109
Volans **192**
volcanoes/volcanic action
Earth 22
Io 46, 48, 49
Venus 18, 19
Vostok 1 **124-125**
Voyager spacecraft 49, 59, 60,
62, 63, 115, 116, 127, 199
Vulpecula **176**

W

WASP-12 79
water
Earth 20, 21, 22
Europa and Enceladus 57,
149
Mars 149
wavelengths 70, 115, 119
Wells, H. G. 117
Whirlpool Galaxy **104-105**,
166
white dwarfs 71, 72, 80-81,
83, 90, 91
white main-sequence stars
71
Willamette Meteorite 42
Wolf-Lundmark-Melotte
Galaxy 107
World View balloon 147
wormholes 89

X

X-ray binaries 90
X-ray telescopes 115
X-rays 119, 120, 203

YZ

yellow main-sequence
stars 71
Yerkes telescope 118
young stars 74-75
Yutu rover 27
zodiac 153
Zubenelgenubi 174

Acknowledgments

Smithsonian Enterprises:

Kealy Gordon, Product Development Manager
Ellen Nanney, Licensing Manager
Brigid Ferraro, Vice President,
Consumer and Education Products
Carol LeBlanc, Senior Vice President,
Consumer and Education Products
Chris Liedel, President

Curator for the Smithsonian:

Andrew Johnston, Geographer, Center
for Earth and Planetary Studies, National Air
and Space Museum, Smithsonian

The publisher would like to thank the following people for their assistance in the preparation of this book:

Ann Baggaley, Ashwin Khurana, Virini Chopra, and Rohini Deb for editorial assistance; Nick Sotiriadis, Bryan Versteeg, and the Matings Partnership for additional illustrations; Steve Crozier for image retouching; Caroline Hunt for proofreading; Helen Peters for the index.

The publisher would like to thank the following for their kind permission to reproduce their photographs:

(Key: a-above; b-below/bottom; c-center; f-far; l-left; r-right; t-top)

2 NASA: Tony Gray and Tom Farrar (cl).
3 Dreamstime.com: Peter Jurik (cb). **ESO:** The design for the E-ELT shown here is preliminary. <http://creativecommons.org/licenses/by/3.0> (cr). **9 ESA:** OSIRIS Team MPS / UPD / LAM / IAA / RSSD / INTA / UPM / DASP / IDA (clb). **ESO:** E. Slawik <http://creativecommons.org/licenses/by/3.0> (clb/Hale-bopp). **NASA:** (bl). **Science Photo Library:** Detlev Van Ravenswaay (clb/Pluto). **10 NASA:** JPL (tc). **12 Science Photo Library:** Jean-Claude Revy, A. Carion, ISM (br); Mark Garlick (clb). **13 NASA:** JPL-Caltech / T. Pyle (SSC) (bc). **14 BBSO / Big Bear Solar Observatory:** (clb). **15 Corbis:** Daniel J. Cox (crb). **16 NASA:** (clb). **17 NASA:** Johns Hopkins University Applied Physics Laboratory / Carnegie Institution of Washington (br). **18 NASA:** (tl); JPL (cr). **19 NASA:** JPL (tr). **20 FLPA:** Chris Newbert / Minden Pictures (cl). **21 Corbis:** Frans Lanting (cb, bc). **NASA:** Robert Simmon, using Suomi NPP VIIRS data provided courtesy of Chris Elvidge (NOAA National Geophysical Data Center). Suomi NPP is the result of a partnership between NASA, NOAA, and the Department of Defense. (crb). **22 Corbis:** Stocktrek Images (cr). **NASA:** Hal Pierce, NASA / GSFC (cl). **24 Getty Images:** Dana Berry (cla). **NASA:** (br). **25 NASA:** (tr). **29 Corbis:** Jim Wark / Visuals Unlimited (tc). **30 Science Photo Library:** Dr. Fred Espenak (tl). **31 Alamy Images:** Alexey Stiop (bc). **Corbis:** Brian Cassey / epa (tl). **32 Corbis:** Walter Myers / Stocktrek Images (bl). **NASA:** JPL / MSSS / Ed Truethan (tc). **33 NASA:** JPL-Caltech / University of Arizona (crb, fcrb). **34 ESA:** DLR / FU Berlin (cr). **NASA:** JPL / University of Arizona (ca). **34-35 NASA:** (tl). **Kees Veenenbos:** (b). **36 NASA:** (bc); Edward A. Guinness (bl). **37 ESA:** All Rights Reserved Beagle 2 (bl). **NASA:** JPL-Caltech (br). **38-39 NASA:** JPL-Caltech / MSSS. **41 Science Photo Library:** Joe Tucciarone (tr). **42 Corbis:** Bettmann (br). **44 NASA:** (bl). **45 NASA:** Hubble Heritage Team (STScI / AURA) Acknowledgment: NASA / ESA, John Clarke (University of Michigan) (tc); JPL, Galileo Project, (NOAO), J. Burns (Cornell) et al. (crb). **47 NASA:** JPL (c). **48 NASA:** JPL / University of Arizona (tr). **49 NASA:** JPL / University of Arizona (br). **51 NASA:** (br); JPL-Caltech / SSI (tl, tc, cr). **52 NASA:** JPL-Caltech / SSI (tr, clb). **54-55 NASA:** JPL-Caltech / SSI. **58 NASA:** ESA

/ NASA / JPL / University of Arizona (c); JPL-Caltech / ASI / JHUAPL / Cornell / Weizman (cl); JPL-Caltech / ASI / USGS (bl). **61 W.M. Keck Observatory:** Lawrence Sromovsky, University of Wisconsin-Madison (br). **62 Corbis:** NASA / Roger Ressmeyer (crb). **63 NASA:** JPL (cb). **Dr Dominic Fortes, UCL:** (tc). **64 NASA:** (tr). **65 ESO:** L. Calçada (tl) <http://creativecommons.org/licenses/by/3.0>. **NASA:** (tr); JPL-Caltech / UCLA / MPS / DLR / IDA (ca). **66 Corbis:** Andrew Bertuleit Photography (clb). **ESA:** Rosetta / MPS for OSIRIS Team MPS / UPD / LAM / IAA / SSO / INTA / UPM / DASP / IDA (clb/comet). **ESO:** E. Slawik (bc) <http://creativecommons.org/licenses/by/3.0>. **74 NASA:** ESA and L. Ricci (ESO) (cb); K.L. Luhman (Harvard-Smithsonian Center for Astrophysics, Cambridge, Mass.); and G. Schneider, E. Young, G. Rieke, A. Cotera, H. Chen, M. Rieke, R. Thompson (Steward Observatory, University of Arizona, Tucson, Ariz.) <http://creativecommons.org/licenses/by/3.0> (cl). **75 NASA:** ESA, and the Hubble Heritage Team (AURA / STScI) (crb); ESA, M. Livio and the Hubble 20th Anniversary Team (STScI) (br). **77 ESO:** <http://creativecommons.org/licenses/by/3.0> (tr). **Danielle Futselaar / SETI Institute (Collaborative work):** (cr). **79 NASA:** ESA / G. Bacon (cr); ESA, Alfred Vidal-Madjar (Institut d'Astrophysique de Paris, CNRS) (fcr). **82-83 NASA:** ESA and the Hubble SM4 ERO Team. **84 Science Photo Library:** Royal Observatory, Edinburgh (br). **87 Corbis:** Chris Cheadle / All Canada Photos (crb). **88 NASA:** JPL-Caltech (bl). **89 A. Riazuelo, IAP/UPMC/CNRS:** (cr). **90 Adam Block/Mount Lemmon SkyCenter/University of Arizona (Board of Regents):** T. Bash, J. Fox (clb). **Sergio Eguivar:** (cla). **92-93 Two Micron All Sky Survey,** which is a joint project of the **University of Massachusetts and the Infrared Processing and Analysis Center/California Institute of Technology, funded by the National Aeronautics and Space Administration and the National Science Foundation.** **94 NASA:** ESA, S. Beckwith (STScI), and The Hubble Heritage Team (STScI / AURA) (cl). **96-97 Science Photo Library:** Take 27 Ltd. (bc). **97 Alamy Images:** Paul Fleet (br). **Chandra X-Ray Observatory:** X-ray: NASA / CX / CfA / M.Markevitch et al.; Optical: NASA / STScI; Magellan / U.Arizona / D.Clowe et al.; Lensing Map: NASA / STScI; ESO WFI; Magellan / U.Arizona / D.Clowe et al. <http://creativecommons.org/licenses/by/3.0> (tr). **Dorling Kindersley:** The Natural History Museum, London / National Maritime Museum, London (crb). **NASA:** R. Williams (STScI), the Hubble Deep Field Team (tl). **98-99 Mark Gee.** **100 CFHT/Coelum:** J.-C. Cuillandre & G. Anselmi (clb/M16). **NASA:** ESA, SSC, CXC, and STScI (clb). **101 NASA:** CXC / SAO, JPL-Caltech, Detlef Hartmann (cr); CXC / MSU / J. Strader et al, Optical: NASA / STScI (crb); ESA / Hubble (br). **SSRO:** R.Gilbert,D.Goldman,J. Harvey,D.Verschate, D.Reichert (cr). **103 NASA:** DOE / Fermi LAT Collaboration (br); ESA, S. Baum and C. O'Dea (RIT), R. Perley and W. Cotton (NRAO / AUI / NSF), and the Hubble Heritage Team (STScI / AURA) (cr); ESA / Hubble & Flickr user Det58 (cr); John Bahcall (Institute for Advanced Study, Princeton) Mike Disney (University of Wales) and NASA / ESA (crb). **105 NASA:** ESA, Curt Struck and Philip Appleton (Iowa State University), Kirk Borne (Hughes STX Corporation), and Ray Lucas (STSI) (cr); ESA and the Hubble Heritage Team (STScI / AURA) (cr); ESA, and the Hubble Heritage Team (STScI / AURA)-ESA / Hubble Collaboration (crb); ESA; Z. Levay and R. van der Marel, STScI; T. Hallas; and A. Mellinger (cr). **106 Adam Block/Mount Lemmon SkyCenter/University of Arizona (Board of Regents):** (cl). **CFHT/Coelum:** J.-C. Cuillandre & G. Anselmi (c). **ESO:** Digitized Sky Survey 2 <http://creativecommons.org/licenses/by/3.0>

(ca). **NASA:** ESA, the Hubble Heritage Team (STScI / AURA), J. Blakeslee (NRC Herzberg Astrophysics Program, Dominion Astrophysical Observatory), and H. Ford (JHU) (cla); ESA, Andrew Fruchter (STScI), and the ERO team (STScI + ST-ECF) (bl). **107 NASA:** ESA / Hubble & Digitized Sky Survey 2. Acknowledgment: Davide De Martin (ESA / Hubble) (crb); Swift Science Team / Stefan Immler (br). **110 NASA:** WMAP Science Team (tc). **114 Boeing:** (bc). **NASA:** (clb, bl); Tony Gray and Tom Farrar (ca); JPL-Caltech (cb). **116-117 Dreamstime.com:** Justin Black (tc). **116 Dreamstime.com:** Yahoo (cr). **NASA:** (ca, bl, crb); JPL (cb); Ames / JPL-Caltech (br); ESA and M. Livio and the Hubble 20th Anniversary Team (STScI) (bc). **117 Alamy Images:** DBI Studio (c); Danil Roudenko (br). **Dorling Kindersley:** The Science Museum, London (tr). **ESA:** Rosetta / MPS for OSIRIS Team MPS / UPD / LAM / IAA / SSO / INTA / UPM / DASP / IDA (bl). **Getty Images:** Universal History Archive (ca). **NASA:** (tc, cb); Hubble Heritage Team, D. Gouliermis (MPI Heidelberg) et al., (STScI / AURA), ESA (bc). **118-119 European Southern Observatory:** The design for the E-ELT shown here is preliminary <http://creativecommons.org/licenses/by/3.0>. **119 ESA:** Herschel / PACS / SPIRE / J. Fritz, U. Gent (br). **ESO:** L. Calçada <http://creativecommons.org/licenses/by/3.0> (tc). **Adam Evans:** (crb/Visible). **NASA:** GALEX, JPL-Caltech (fcrb); ROSAT, MPE (crb); JPL-Caltech / Univ. of Ariz. (fcrb/mid-infrared). **Science Photo Library:** Dr. Eli Brinks (fbr). **121 NASA:** (tl); Hubble Heritage team, JPL-Caltech / R. Kennicutt (Univ. of Arizona), and the SINGS Team (cr); ESA, HEIC, and the Hubble Heritage Team (STScI / AURA), R. Corradi (Isaac Newton Group of Telescopes, Spain) and Z. Tsvetanov (NASA) (crb); ESA, and the Hubble Heritage Team (STScI / AURA) (br). **122 NASA:** (br, br/Earth); Artist concept (tl). **123 NASA:** (cr). **124 NASA:** F. Espenak, GSFC (bl). **125 Rex Features:** Sovfoto / Universal Images Group (c). **128 NASA:** JPL-Caltech / Cornell (bl). **129 NASA:** JPL-Caltech / Cornell University (ca). **130 ESA:** T. Peake (br). **NASA:** Bill Ingalls (cla). **132-133 NASA:** **134 NASA:** (cl). **135 Corbis:** Bettmann (cr). **NASA:** (tc). **137 NASA:** (crb, br). **139 NASA:** J.L. Pickering (cr). **141 NASA:** (br, cr, tr); JSC (crb). **142-143 NASA:** **144 NASA:** (crb). **145 NASA:** ESA (ca). **146-147 Bryan Versteeg:** (Mars Habitat artworks). **147 courtesy Virgin Galactic:** (crb). **World View:** (clb). **148 Ohio State University Radio Observatory:** North American Astrophysical Observatory (cr). **Science Photo Library:** David Parker. **149 ESA:** DLR / FU Berlin (G. Neukum) (c). **NASA:** (crb); Galileo Project, JPL, Ted Stryk (bc). **NRAO:** SETi (bl). **150 Corbis:** Rick Fischer / Masterfile (cl). **NASA:** NASA, ESA, K. Kuntz (JHU), F. Bresolin (University of Hawaii), J. Trauger (Jet Propulsion Lab), J. Mould (NOAO), Y.-H. Chu (University of Illinois, Urbana), and STScI, Canada-France-Hawaii Telescope / J.-C. Cuillandre / Coelum, G. Jacoby, B. Bohannan, M. Hanna / NOAO / AURA / NSF (c). **Peter Michaud (Gemini Observatory):** AURA, NSF (cr). **153 Corbis:** (cr). **154 Dreamstime.com:** Andrew Buckin (tr). **154-155 Corbis:** Bryan Allen (bc). **156 Corbis:** Rick Fischer / Masterfile (cr). **157 Corbis:** Alan Dyer, Inc / Visuals Unlimited (br). **Peter Michaud (Gemini Observatory):** AURA, NSF (cr). **Science Photo Library:** Eckhard Slawik (crb). **159 Corbis:** Alan Dyer, Inc / Visuals Unlimited (tr, br, cr). **Chris Picking:** (cr). **Science Photo Library:** Celestial Image co. (crb). **163 NASA:** J. P. Harrington (U. Maryland) and K. J. Borkowski (NCSU) (cr). **NOAO / AURA / NSF:** Hillary Mathis, N.A.Sharp (bl). **164 NOAO / AURA / NSF:** Adam Block (bl). **165 NASA:** NASA, ESA and the Hubble Heritage Team STScI / AURA). Acknowledgment: A. Zezas and J. Huchra

(Harvard-Smithsonian Center for Astrophysics) (cl); NASA, ESA, K. Kuntz (JHU), F. Bresolin (University of Hawaii), J. Trauger (Jet Propulsion Lab), J. Mould (NOAO), Y.-H. Chu (University of Illinois, Urbana), and STScI, Canada-France-Hawaii Telescope / J.-C. Cuillandre / Coelum, G. Jacoby, B. Bohannan, M. Hanna / NOAO / AURA / NSF (bc). **NOAO / AURA / NSF:** (bl). **166 Adam Block/Mount Lemmon SkyCenter/University of Arizona (Board of Regents):** (c, br). **NASA:** ESA, S. Beckwith (STScI), and The Hubble Heritage Team (STScI / AURA) (tc). **167 NASA:** The Hubble Heritage Team (AURA / STScI / NASA) (br). **168 Adam Block/Mount Lemmon SkyCenter/University of Arizona (Board of Regents):** (bl). **NOAO / AURA / NSF:** N.A.Sharp, REU program (br). **170 NASA:** Stuart Heggie (br). **171 Corbis:** Rogelio Bernal Andreo / Stocktrek Images (br); Tony Hallas / Science Faction (bl). **NASA:** ESA / ASU / J. Hester (bc). **172 NASA:** Andrew Fruchter (STScI) (cla). **173 NASA:** The Hubble Heritage Team (STScI / AURA) (clb). **Science Photo Library:** NASA / JPL-Caltech / CXC / Ohio State University / C. Grier et al. / STScI / ESO / WFI (cr). **174 Corbis:** Roger Ressmeyer (bl). **175 ESO:** <http://creativecommons.org/licenses/by/3.0> (ca). **NASA:** ESA / Hubble (br). **176 ESO:** <http://creativecommons.org/licenses/by/3.0> (cr). **177 ESO:** VISTA / J. Emerson. Acknowledgment: Cambridge Astronomical Survey Unit <http://creativecommons.org/licenses/by/3.0> (bl). **NOAO / AURA / NSF:** (cl). **179 ESO:** <http://creativecommons.org/licenses/by/3.0> (bc). **NASA:** ESA, K.L. Luhman (Harvard-Smithsonian Center for Astrophysics, Cambridge, Mass.); and G. Schneider, E. Young, G. Rieke, A. Cotera, H. Chen, M. Rieke, R. Thompson (Steward Observatory, University of Arizona, Tucson, Ariz.) (bl); ESA, M. Robberto (Space Telescope Science Institute / ESA) and the Hubble Space Telescope Orion Treasury Project Team (br). **180 Corbis:** Visuals Unlimited (cla). **ESO:** <http://creativecommons.org/licenses/by/3.0> (bl). **NASA:** STScI, Wikisky (br). **185 ESO:** <http://creativecommons.org/licenses/by/3.0> (cl). **NASA:** ESA, and The Hubble Heritage Team (STScI / AURA). Acknowledgment: P. Knezek (WIYN) (cr). **186 ESO:** <http://creativecommons.org/licenses/by/3.0> (bc). **187 Roberto Mura:** (bl). **NASA:** ESA, N. Smith (University of California, Berkeley), and The Hubble Heritage Team (STScI / AURA) (br); The Hubble Heritage Team (STScI / AURA / NASA) (cl). **188 Meire Ruiz:** (bl). **189 John Ebersole:** (cl). **Science Photo Library:** NASA / ESA / STScI (bl). **190 ESO:** M.-R. Cioni / VISTA Magellanic Cloud survey. Acknowledgment: Cambridge Astronomical Survey Unit <http://creativecommons.org/licenses/by/3.0> (br). **191 ESO:** (crb). **192 ESO:** Y. Beletsky (LCO) <http://creativecommons.org/licenses/by/3.0> (cla). **194 Corbis:** Dennis di Cicco (cr). **NASA:** JPL-Caltech (cl). **NOAO / AURA / NSF:** SSRO / PROMPT / CTIO (c). **197 Corbis:** Dennis di Cicco (cl). **201 Brian Davis:** (crb). **ESO:** (cr). **NASA:** ESA, The Hubble Heritage Team (AURA / STScI) (cla); ESA, M. Robberto (Space Telescope Science Institute / ESA) and the Hubble Space Telescope Orion Treasury Project Team (cl); JPL-Caltech (cr). **NOAO / AURA / NSF:** SSRO / PROMPT / CTIO (clb)

All other images © Dorling Kindersley

For further information see:
www.dkimages.com