



# Picture Grammar for Children

## Starter

Topic-based Grammar Practice

David Vale



MACMILLAN  
HEINEMANN  
English Language Teaching



Macmillan Education  
Between Towns Road, Oxford OX4 3PP, UK  
A division of Macmillan Publishers Limited

Companies and representatives throughout the world

ISBN 0 333 75256 2

Text © David Vale 1999

Design and illustration © Macmillan Publishers Limited 1999

Heinemann is a registered trademark of Reed Educational and Professional Publishing Limited

First published 1999

All rights reserved; no part of this publication may be reproduced, stored in a retrieval system, transmitted in any form, or by any means, electronic, mechanical, photocopying, recording, or otherwise, without the prior written permission of the publishers.

Designed by Sue Vaudin

Cover illustration by Colin Robson

Illustrations by Tony Kenyon, Frances Lloyd, Debbie Lush, David Peet, Liz Pichon,  
Tessa Richardson-Jones, Nick Sharratt, Jan Smith.

#### Acknowledgements

The author would like to thank Karen Gray and all the staff at Heinemann ELT who have been involved in this project. Thanks also to Ana, Simone and Matthew for their creative input and constant support, Alex for his inspirational art at the beginning, Bill and Nick for their comments and advice early on, Steve Mullaney for many practical ideas on vocabulary.

The publishers would like to thank the following teachers and advisers for their helpful comments: Mary Nicalaxis, Greece, Teli Kalambaheti, Thailand, Carolyn Barraclough, UK

Printed and bound in Spain by Edelvives, Zaragoza

2005 2004 2003

11 10 9 8 7 6 5

# Picture Grammar for Children **Starter**

## Contents

Title	Grammar	Page
1 <b>G</b> ames and toys	The alphabet	2
2 <b>R</b> ainbow restaurant	Singular/plural nouns; a/an	6
3 <b>A</b> t the circus	What's your name/ I'm ...	10
4 <b>M</b> y body	What is it/are they? It's/they're ...	14
5 <b>M</b> y home	Where is/are?; prepositions	18
Review 1		22
6 <b>A</b> nimals	Can/can't	24
7 <b>R</b> ound the garden	This/that is; these/those are	28
8 <b>F</b> amily	Possessives	32
9 <b>U</b> p and down	Imperatives	36
10 <b>N</b> elly's farm	There is/are	40
Review 2		44
Grammar summary		46
Words and phrases		48





# Games and toys

## Words you need

- 1 Tick (✓) your favourite toys and games. ✎
- 2 Cover the picture. How many words can you remember? ☞

bicycle

doll

train

teddy

## Word check

1 Write *a, e, i, o* or *u*. ✎

puppet

f\_\_rm

d\_\_ll

j\_\_gs\_\_w

k\_\_t\_\_

2 Tick (✓) the ones you have. ✎

teddy

train

car


puppet

robot

ball



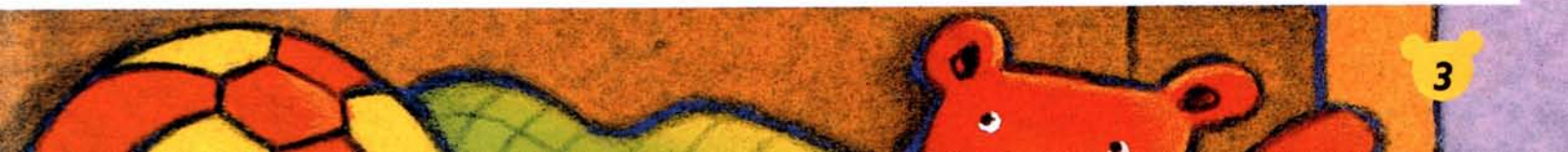





3 Circle.



j k c a j t  
 d i r o j r  
 o t g l i a  
 l e t s k i  
 l n i c a n  
 r o b o t w

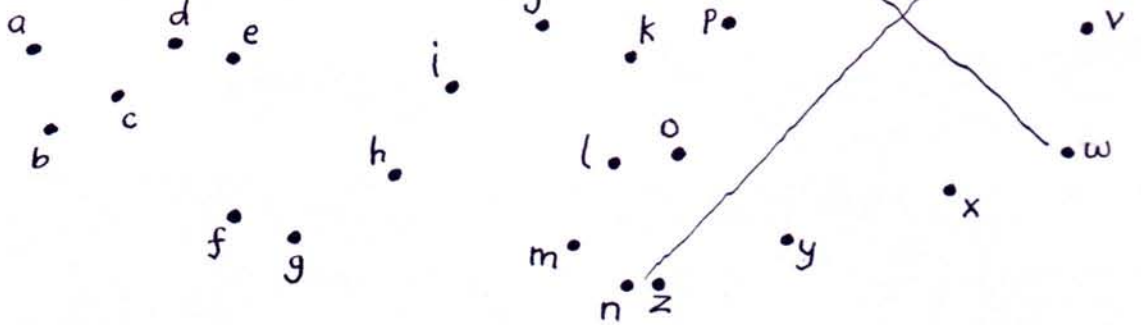




# Practice

1 Join the letters. Colour and write.  

It's a \_\_\_\_\_.



2 Circle the vowels. Underline the consonants. 

bicycle   kite

1. t r a i n

3. r o b o t

2. p u p p e t

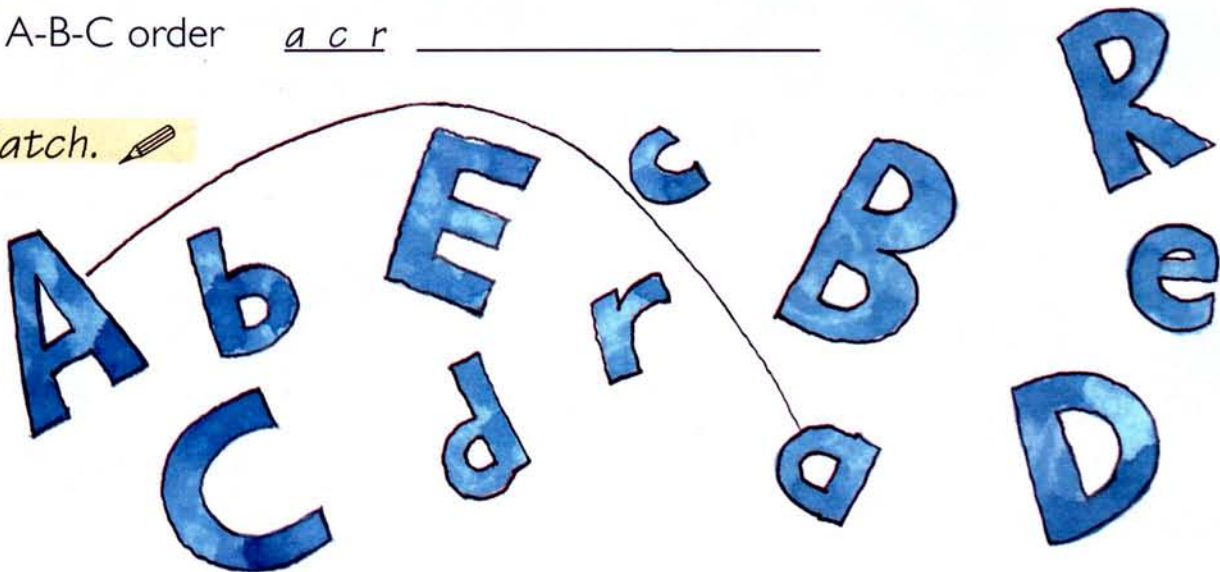
4. j i g s a w

3 Write. 

My favourite toy c a r \_\_\_\_\_

In A-B-C order a c r \_\_\_\_\_

4 Match. 





5 Write in capitals and draw.



car      CAR



1. doll \_\_\_\_\_

3. ball \_\_\_\_\_



2. train \_\_\_\_\_

4. teddy \_\_\_\_\_

6 Look at page 2. Complete and read.

r is for robot    b is for ball


1. c is for \_\_\_\_\_

3. j is for \_\_\_\_\_

2. d is for \_\_\_\_\_

4. p is for \_\_\_\_\_

Extra Make an alphabet book for your name.





# 2 Rainbow restaurant

## Words you need

- 1 Circle your favourite food. 
- 2 Underline your favourite colour. 







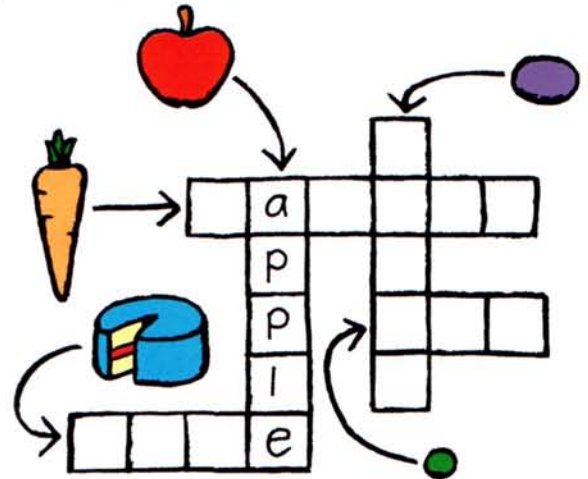
## Word check

1 Colour the rainbow.


r is for red  
 o is for orange  
 y is for yellow  
 g is for green  
 b is for blue  
 p is for purple




2 Complete.



3 Colour and match.




# Practice

1 Write *a* or *an*. 

a banana

\_\_\_\_\_ pea    \_\_\_\_\_ ice cream    \_\_\_\_\_ apple    \_\_\_\_\_ grape

2 Complete. 

red a pink blue an



a red apple



1. a \_\_\_\_\_ cake




3. \_\_\_\_\_ orange carrot



2. \_\_\_\_\_ yellow banana



4. a \_\_\_\_\_ ice cream

3 Complete. 

One	1 carrot	1 pea	1	1 grape	1
Two	2 carrots	2	2 apples	2	2 cakes

4 Write. 



 +  = 3 apples.

1.  +  = \_\_\_\_\_ carrots.

2.  +  = \_\_\_\_\_.

3.  +  = \_\_\_\_\_.



5 Spot the differences. Write.  

Picture 1



Picture 2



1 red apple

2 yellow bananas

1 \_\_\_\_\_ cake

3 \_\_\_\_\_ grapes

\_\_\_\_\_ pink ice creams



1 green apple


\_\_\_\_\_ yellow banana

\_\_\_\_\_ orange \_\_\_\_\_

\_\_\_\_\_ purple \_\_\_\_\_

\_\_\_\_\_ ice cream

6 Make a zig-zag book.  






# 3

## At the circus


### Words you need

- 1 Circle your favourite circus person. ✎
- 2 Mime what they do. 🎭





# CHARLIE'S CIRCUS



ringmaster

## Word check

1 Write.

das

sad

hnit

t \_ \_ \_

llta

t \_ \_ \_

yahpp

h \_ \_ \_

2 Complete.



ringmaster



magician



str\_ngm\_n



j\_ggl\_r

3 Complete the faces.



happy



sad

4 Match.



tall

short

thin

strong





# Practice

## 1 Complete.



My name's Bill.

1. My name's \_\_\_\_\_



3. My \_\_\_\_\_  
Miss Glum.



2. My name's \_\_\_\_\_



4. My \_\_\_\_\_  
Mr Jolly.



## 2 Write.

What's your name? My name's \_\_\_\_\_.

Ask a partner. 

## 3 True (✓) or false (x)?



I'm a ringmaster. ✓



I'm a clown. x



1. I'm a magician.



3. I'm not a ringmaster.



5. I'm a strongman.



2. I'm a clown.



4. I'm a juggler.



6. I'm not a clown.



4 Write I'm or I'm not. ✎



1. I'm tall.

2. \_\_\_\_\_ short.



3. \_\_\_\_\_ sad.

4. \_\_\_\_\_ happy.

5 Circle for Ann. ✎



Are you happy?

Yes, I am. / No, I'm not.

Yes, I am

1. Are you strong? Yes, I am. / No, I'm not.

2. Are you thin? Yes, I am. / No, I'm not.

3. Are you short? Yes, I am. / No, I'm not.



6 Ask a friend. Complete with ✓ or x. ✎

Name	Are you happy?	tall?	strong?
_____			
_____			

7 Complete for you. ✎ ✂

My name's \_\_\_\_\_.

I \_\_\_\_\_ a girl/boy.

I'm \_\_\_\_\_.



I'm not \_\_\_\_\_.



photo



# 4 My body

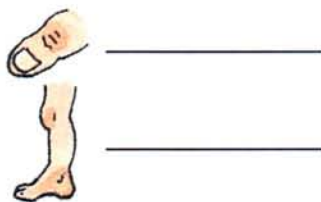
## Words you need

- 1 Circle the words you know. 
- 2 Sing 'Head, body, legs and toes'. 




## Word check

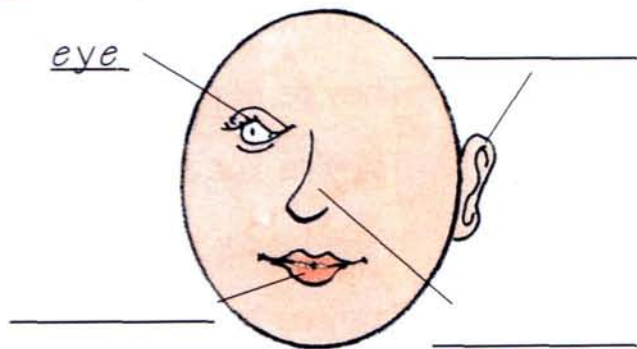
- 1 Count, then move the parts of your body.  








2 Complete, label and colour.  



3 Make a class display.  

Draw round a friend and label.  
Measure how tall your friend is.





# Practice

1 Look at a partner. Draw. 



It's an eye.



1. It's an ear.



2. It's a mouth.



3. They're teeth.



4. They're hands.

2 Complete. 

What is it?



It's a leg.

1. What is it?



It's a \_\_\_\_\_.

2. What is it?



It's a \_\_\_\_\_.

3. What are they?



They're \_\_\_\_\_.

4. What are they?



They're \_\_\_\_\_.

3 Complete with *is/are*. Match. 



What is it?

It's a nose.



What \_\_\_\_\_ it?

They're ears.



What \_\_\_\_\_ they?

They're fingers.



What \_\_\_\_\_ they?

It's a head.

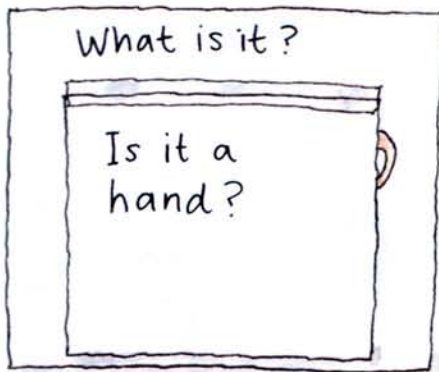


What \_\_\_\_\_ they?

They're teeth.



## 4 Make a puzzle page. ✂️



Work with 4 friends. Join your pages to make a book.

## 5 Cover a picture. Ask a friend. ✂️






# 5

## My Home

### Words you need

- 1 Circle the things you have in your bedroom. ✎
- 2 Count the spiders. ☹





spider



## Word check

1 Write.

kitchen

cooker \_\_\_\_\_

living room

\_\_\_\_\_

bedroom

2 Write and match.

television

sofa

bed

picture



3 Circle the odd one out. Draw it.

living room

sofa

cooker

picture

kitchen

bed

cooker



table

bedroom

desk

lamp

fridge




fridge



table

kitchen





# Practice

1 Write *in*, *on* or *under*. 





1. \_\_\_\_\_ 2. \_\_\_\_\_ 3. \_\_\_\_\_

2 Look at pages 18/19. Complete.  

Where's the table?

It's in the kitchen.


1. Where's the bed? It's \_\_\_\_\_ the \_\_\_\_\_.
2. Where's the sofa? It's \_\_\_\_\_ the \_\_\_\_\_.
3. Where's the lamp? It's \_\_\_\_\_ the \_\_\_\_\_.

3 Look at pages 18/19. Complete.  

is are is in on under

1. Where is the red spider? It's \_\_\_\_\_ the table.
2. Where \_\_\_\_\_ the green spider? It's \_\_\_\_\_ the desk.
3. Where \_\_\_\_\_ the blue spiders? They're \_\_\_\_\_ the sofa.



4 Ask a friend. Complete. 

Is the red spider in the kitchen?

Yes, it is. (No, it isn't.)

1. Is the green spider in the bedroom?

Yes, \_\_\_ is.

2. Is it under the television?



No, \_\_\_ isn't.

3. Is it on the bed?

\_\_\_\_\_, it \_\_\_\_\_.

4. Is it in the desk?




\_\_\_\_\_, it \_\_\_\_\_.

5 Read, draw and colour.  

The cooker is in the kitchen.

The lamp is in the living room. It is under the picture.

The television is in the bedroom. It is on the desk.

6 Guessing game  

Draw a spider in the house above.

Ask questions to find your friend's spider.



Is it in the bedroom?

No, it isn't.

Is it under the sofa?

Yes, it is.





# Review 1

## Unit 1 Games and toys

### 1 Complete and list. (10 points)

	Consonants	Vowels
A is for <u>Alphabet</u>	<u>b, h, l, p, t</u>	<u>a, e</u>
F is for <u>Farm</u>	_____	_____
D is for D _____	_____	_____
T is for T _____	_____	_____

## Unit 2 Rainbow restaurant

### 1 Write. (4 points)



a \_\_\_\_\_ an \_\_\_\_\_ \_\_\_\_\_ ice cream \_\_\_\_\_ banana

### 2 Count and write. (6 points)



2 green peas + 5 green peas = 7 green peas



\_\_\_\_\_ + \_\_\_\_\_ = \_\_\_\_\_

## Unit 3 At the circus

### 1 Complete. (10 points)

1. What's your \_\_\_\_\_ ?
2. Are you happy?
3. Are you \_\_\_\_\_ ?



My name's \_\_\_\_\_ .  
Yes, I \_\_\_\_\_ .  
No, I'm \_\_\_\_\_ .





## Unit 4 My body

### 1 Complete with is/are and answer. (10 points)

What is it?  It's an arm. What are they?  They're ears.

1. What \_\_\_ it?  It \_\_\_ a \_\_\_\_\_.

2. What \_\_\_ they?  They \_\_\_\_\_.

3. What \_\_\_ it?  It \_\_\_\_\_.


## Unit 5 My home

### 1 Draw and colour the spiders. (6 points)

The blue spider is on the lamp.

The red spider is in the fridge.

The green spider is under the table.




### 2 Look then cover the picture. (4 points)

True (✓) or false (x). 

The lamp is on the desk. ✓

1. The television is on the desk.
2. The bed is under the picture.
3. The spider is in the bed.
4. The television is on the table.







# Animals

## Words you need

1 Circle your favourite animal. 

2 Mime what it can do. 

monkey

I can climb.

ostrich

I can hide.

I can hop.

kangaroo

I can run.


antelope

I can swim.

elephant



## Word check

1 Match and write in A-B-C order. 


ante	rich	<u>antelope</u>
ele	key	_____
ost	lope	_____
mon	garoo	_____
kan	phant	<u>ostrich</u>

Help!  
I can't fly.


lion

Imagine and draw a 'mongaroo' or an 'ostphant'.





2 Write *a* or *an*. 

an antelope \_\_\_\_\_ kangaroo \_\_\_\_\_ elephant  
\_\_\_\_\_ lion \_\_\_\_\_ monkey \_\_\_\_\_ ostrich

3 Tick (✓) if you can or cross (x) if you can't. 









4 Circle and read to a friend.  


I can run and hide and swim and climb and hop but I can't fly



# Practice

1 Complete with ✓ (can) or ✗ (can't). 

	run	fly	hop	climb
	✓	✗	✗	✗
				
				
				
				

2 Write can or can't. 

A lion can run.

It can't fly.

1. A monkey \_\_\_\_\_ climb.
2. An elephant \_\_\_\_\_ run.
3. An antelope \_\_\_\_\_ climb.

1. It \_\_\_\_\_ fly.
2. It \_\_\_\_\_ hop.
3. It \_\_\_\_\_ run.

Antelopes can run.

They can't fly.

1. Elephants \_\_\_\_\_ run.
2. Ostriches \_\_\_\_\_ fly.
3. Kangaroos \_\_\_\_\_ hop.

1. They \_\_\_\_\_ climb.
2. They \_\_\_\_\_ run.
3. They \_\_\_\_\_ fly.





### 3 Complete.

Can an elephant run?

Yes, it can.

Can a monkey fly?

No, it can't.

- Can an ostrich hide? \_\_\_\_\_, it \_\_\_\_\_.
- Can a lion fly? \_\_\_\_\_, it \_\_\_\_\_.
- Can an elephant swim? \_\_\_\_\_, it \_\_\_\_\_.

### 4 Circle.

Can elephants run?

Yes, they can. /No, they can't.

- Can kangaroos climb? Yes, they can./No, they can't.
- Can lions run? Yes, they can./No, they can't.
- Can ostriches fly? Yes, they can./No, they can't.

### 5 Complete for you and a friend (✓ or ✗). Write.

	run	swim	fly
me			
my friend			

I can \_\_\_\_\_ but I can't \_\_\_\_\_.


My friend can \_\_\_\_\_, but can't \_\_\_\_\_.






# 7 Round the garden

## Words you need


1 Circle the creatures. 

2 Underline the plants. 






## Word check


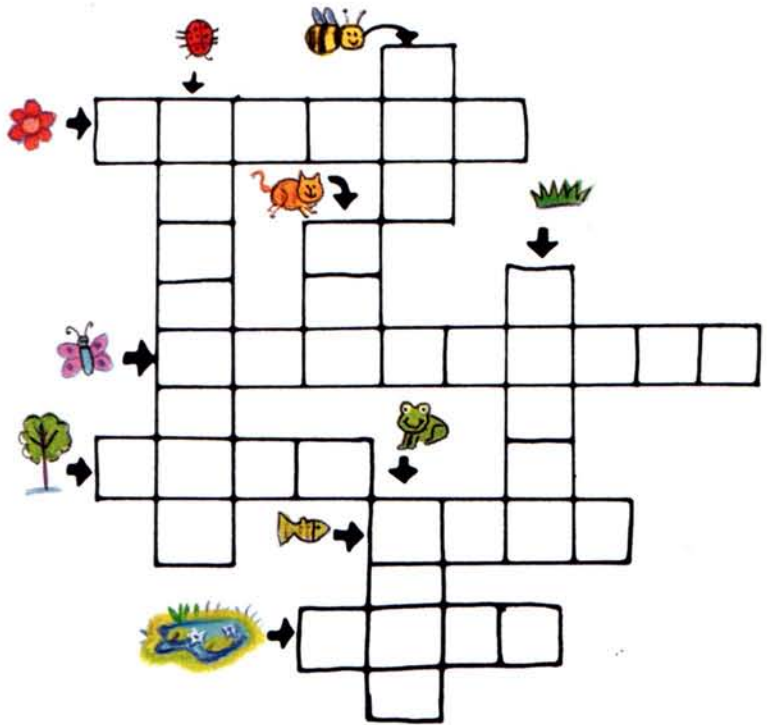
1 Complete and write. 



butterfly



2 Complete the crossword. 



cat

tree

grass

flower



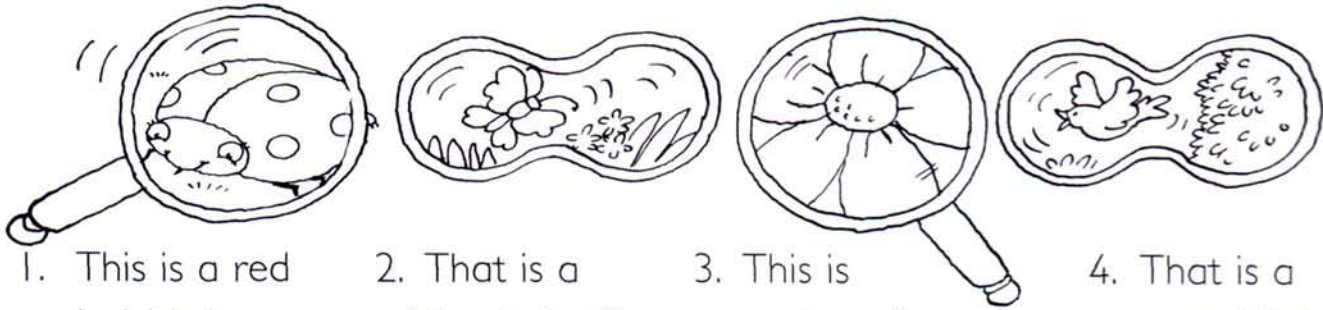
frog



# Practice



## 1 Read and colour.



1. This is a red ladybird.
2. That is a blue butterfly.
3. This is a yellow flower.
4. That is a green bird.

## 2 Tick (✓) the correct picture.




This is a flower.



1. This is a bee.



3. That is a cat.



2. That is a tree.



4. This is a butterfly.

## 3 Point, ask and answer.




Is this a frog?

Yes, it is.

Is that a bird?

No, it isn't.



4 Complete with **these** or **those**. 

These are flowers.




1. \_\_\_\_\_ are trees.



2. \_\_\_\_\_ are birds.



3. \_\_\_\_\_ are leaves.

5 Complete and circle. 

Are those ladybirds?



Yes, they are. **No, they aren't.**

1. Are \_\_\_\_\_ flowers?



Yes, they are./No, they aren't.

2. Are \_\_\_\_\_ frogs?






Yes, they are./No, they aren't.

3. Are \_\_\_\_\_ cats?



Yes, they are./No, they aren't.

6 Make finger puppets. Say and act.   








# Family

## Words you need

1 Circle family you have.

2 Choose names for the pets.



dad



sister



mum



baby

me

## Word check

1 Spell and write.

mmu mum

add d \_\_\_\_\_

act c \_\_\_\_\_

ogd d \_\_\_\_\_

yabb b \_\_\_\_\_

2 Write their names.

### My family

mum \_\_\_\_\_

dad \_\_\_\_\_

brother(s) \_\_\_\_\_

sister(s) \_\_\_\_\_

grandma(s) \_\_\_\_\_


grandad(s) \_\_\_\_\_

pet(s) \_\_\_\_\_





brother



grandad and grandma




cat



dog



rabbit

3 Draw your family. 



my dog



my sister



me



my brother



my mum



my dad



## Practice

### 1 Write the names.

My name is Sally.

My mum's name is Rose.

My sister's name is Barbara.

My dad's name is Frank.

My brother's name is Sam.

My dog's name is Tandy.



### 2 Read and complete. Colour the photo.

	sister	brother	dog	mum and dad
hair	blonde	brown	black	black
eyes	blue	green	brown	brown

my his ~~her~~ its our their

Sister Her hair is blonde. (Her eyes are blue.)

1. Brother

\_\_\_\_\_ hair is brown.

2. Dog

\_\_\_\_\_ eyes are brown.

3. Mum and dad

\_\_\_\_\_ hair is black.

4. You

\_\_\_\_\_ hair is \_\_\_\_\_.

5. You and a friend

\_\_\_\_\_ eyes are \_\_\_\_\_.



3 Circle.



This is my/your rabbit.



1. This is his/her baby.



3. This is his/her brother.




2. This is their/its dog.



4. This is your/our cat.

4 Ask a friend.



5 Make a family page.

This is my mum  
Her eyes are blue.



This is our cat.  
Its hair is black.




This is my brother and sister.  
Their names are Peter and Lisa.





# Q Up and down

## Words you need

1 Circle the instructions your teacher uses. 



knock on the door

Don't run!

Don't eat!

Don't shout!

close your book

come in

stand up



pick up your pencil

sit down

put up your hand



## Word check

1 Match. Do the action.  

Open your pencil.

Point to your book.

Pick up the door.

Close your hand.


Knock on the board.

Put up your book.

2 Circle. 

shout eat stand put sit pick

s	p	i	c	k
s	t	a	n	d
h	p	s	i	t
o	u	e	s	a
u	t	a	o	k
t	l	t	a	e

3 Complete. 

up down in ~~en~~ to

knock on

come \_\_\_\_\_ stand \_\_\_\_\_

sit \_\_\_\_\_ point \_\_\_\_\_

point to the board

open your book



# Practice

## 1 Match.

Put up your hand.

1. Knock on the door.
2. Come in.
3. Pick up your pencil.
4. Point to the board.



## 2 Play 'Simon Says'.

Simon says open your book.



Simon says close your book.



Stand up.



Simon says stand up.



Simon says sit down.



## 3 Write.

class/don't/in/run

Don't run in class.

1. up/stand
2. eat/class/don't/in
3. your/book/open
4. in/shout/class/don't

---



---




---



---



4 Complete. 



Please, come in.

Don't come in.

Please, \_\_\_\_\_.

Don't stand up.

Please, \_\_\_\_\_.



Don't open your book.

Please, \_\_\_\_\_.


Don't sit down.


Please, \_\_\_\_\_.

Don't close the door.

5 Make a sign for your classroom.  



6 Write rules for your classroom. 




Put up your hand.

---



---



Don't shout.

---




---



# 10 Nelly's farm

## Words you need

- 1 Count the animals. 🗨️
- 2 Say the animal sounds in English. 🗨️



## Word check

- 1 Write and say. 🗨️

cwo cow

kdcu \_\_\_\_\_

atgo \_\_\_\_\_

phese sheep

enh \_\_\_\_\_

gdo \_\_\_\_\_

- 2 Match the tails. ✎️







Baa!

sheep

Quack!

duck

Neigh!


horse


Cluck!

Woof!

dog

hen

3 Draw your favourite farm animal. 






# Practice

1 Complete with 's/are and the number. 

There's 1 horse. There are 3 sheep.



1. There \_\_\_\_\_ dog.
2. There \_\_\_\_\_ cat.
3. There \_\_\_\_\_ hens.
4. There \_\_\_\_\_ ducks.



2 Circle the correct answer. 

Is there a dog on the farm? Yes, there is. / No, there isn't.

1. Is there one cow? Yes, there is./No, there isn't.
2. Is there a donkey? Yes, there is. /No, there isn't.
3. Is there a white cat? Yes, there is./No, there isn't.

3 Write the questions. Ask a friend.  

cows/2/there/Are

Are there 2 cows? Yes, there are.




1. there/ducks/5/Are \_\_\_\_\_ ?
2. 3/Are/hens/there \_\_\_\_\_ ?
3. Are/2/sheep/there \_\_\_\_\_ ?




4 Circle the differences. Complete. ✎

Picture 1



Picture 2



In picture 2 ... There isn't a white cow. There's a brown cow.

1. There \_\_\_\_\_ a black cat. There's a \_\_\_\_\_ cat.
2. There \_\_\_\_\_ a brown dog. There's a \_\_\_\_\_ dog.
3. There \_\_\_\_\_ 4 hens. There are \_\_\_\_\_ hens.
4. There \_\_\_\_\_ 2 goats. There are \_\_\_\_\_ goats.

5 Make farm puppets. Sing and act with your class. 🎵 ✂️

Nelly MacDonald has a farm. E-I-E-I-O.

On her farm there is a cat. E-I-E-I-O.

And the cat says 'miaow miaow miaow'.

Nelly MacDonald has a farm. E-I-E-I-O.

On her farm there are 2 cows. E-I-E-I-O.

The cows say 'moo moo moo',

And the cat says 'miaow miaow miaow'...





# Review 2

## Unit 6 Animals

### I Complete and answer. (10 points)


Can an elephant swim? Yes, it can. (No, it can't.)

1. \_\_\_\_\_ a monkey climb? \_\_\_\_\_, it \_\_\_\_\_.
2. \_\_\_\_\_ a lion fly? \_\_\_\_\_, it \_\_\_\_\_.
3. \_\_\_\_\_ an elephant hop? \_\_\_\_\_, it \_\_\_\_\_.
4. \_\_\_\_\_ an antelope run? \_\_\_\_\_, it \_\_\_\_\_.
5. \_\_\_\_\_ a lion hide? \_\_\_\_\_, it \_\_\_\_\_.

## Unit 7 Round the garden

### I Complete with this, that, these or those. Answer. (10 points)

1. What's \_\_\_\_\_?




It's \_\_\_\_\_.

2. What's \_\_\_\_\_?



It's \_\_\_\_\_.

3. What are \_\_\_\_\_?



They're \_\_\_\_\_.

4. What are \_\_\_\_\_?



They're \_\_\_\_\_.



## Unit 8 Family

### I Complete. (10 points)

~~his~~ your her our its their



His name is Tom.



3. \_\_\_\_\_ hair is black.



1. \_\_\_\_\_ name is Laura.



4. \_\_\_\_\_ hair is grey.



2. \_\_\_\_\_ name is Bill.



5. \_\_\_\_\_ name is Jet.

## Unit 9 Up and down

### I Complete and do. (10 points)

Knock on the door. Come \_\_\_\_\_. Sit \_\_\_\_\_.

Point \_\_\_\_\_ the board. Put \_\_\_\_\_ your hand.

Don't stand \_\_\_\_\_. Say goodbye.

## Unit 10 Nelly's farm

### I Complete. (10 points)

Is there a cow on the farm? Yes, there is. (No, there isn't.)

1. \_\_\_\_\_ there a dog? No, \_\_\_\_\_.

2. \_\_\_\_\_ there 3 sheep? Yes, \_\_\_\_\_.

3. \_\_\_\_\_ there 2 horses? No, \_\_\_\_\_. There's \_\_\_\_\_ horse.

Your score /50



40-50  
very good



25-39  
OK



0-24  
have another try



## GRAMMAR SUMMARY

### The alphabet

a b c d e f g h i j k l m n o p q r s t u v w x y z

A B C D E F G H I J K L M N O P Q R S T U V W X Y Z

### Singular and plural nouns

1 apple	1 carrot	1 cake	1 grape	1 pea
2 apples	3 carrots	4 cakes	5 grapes	6 peas

### a/an

**a** carrot, **a** banana, **a** cake  
**an** apple, **an** ice cream, **an** orange

### What's your name? I'm...


What's your name?	I'm Sam Small. I'm a juggler. I'm short. I'm not a magician. I'm not tall.
Are you happy?	Yes, I am.
Are you sad?	No, I'm not.



### What is it?/are they? It's/They're ...

What is it?	It's a mouth.
Is it a nose?	Yes, it is. No, it isn't.
What are they?	They're ears.
Are they eyes?	Yes, they are. No, they aren't.

### Where is/are?; prepositions



Where's the spider?	It's <b>on</b> the bed.
Is it <b>in</b> the bedroom?	It's <b>in</b> the bed.
Where are the spiders?	Yes, it is. No, it isn't. They're <b>under</b> the bed.




## can/can't

I	I	I	I	I
You	You	you	you	you
He	He	he	he	she
She can run.	She can't fly.	Can she hop?	Yes, she can.	No, she can't.
It	It	it	it	it
We	We	we	we	we
They	They	they	they	they

## this, that, these, those




What's this? This is a frog.



What's that? That's a cat.



What are these? These are frogs.



What are those? Those are cats.

## Possessives

**my** grandma, **your** grandad, **his** sister, **her** brother, **its** mum, **our** dog, **their** cat

## Imperatives

Sit down.	Stand up.	Open your book.	Put up your hand.
Don't sit down.	Don't stand up.	Don't open your book.	Don't put up your hand.

## there is/there are

There is one cow.	Is there a cow?	Yes, there is./No, there isn't.
There are two sheep.	Are there three sheep?	Yes, there are./No, there aren't.



## WORDS AND PHRASES

This wordlist contains all the vocabulary items illustrated in the *Words you need* pages of each unit.

### Unit 1

ball  
bicycle  
car  
doll  
farm  
jigsaw  
kite  
puppet  
robot  
teddy  
train

### Unit 2

apple  
banana  
blue  
cake  
carrot  
grape  
green  
ice cream  
orange  
pea  
pink  
purple  
red  
yellow

### Unit 3

clown  
happy  
 juggler  
magician  
ringmaster  
sad  
short  
strong  
strongman  
tall  
thin

### Unit 4

arm  
body  
ear  
eye  
finger  
foot  
hand  
head  
leg  
mouth  
neck  
nose  
toe  
tooth

### Unit 5

bed  
bedroom  
cooker  
desk  
fridge  
kitchen  
lamp  
living room  
picture  
sofa  
spider  
table  
television

### Unit 6

antelope  
climb  
elephant  
fly  
hide  
hop  
kangaroo  
lion  
monkey  
ostrich  
run  
swim

### Unit 7

bee  
bird  
butterfly  
cat  
fish  
flower  
frog  
grass  
ladybird  
leaf  
pond  
tree

### Unit 8

baby  
brother  
cat  
dad  
dog  
grandad  
grandma  
mum  
rabbit  
sister

### Unit 9

close  
come in  
don't eat  
don't shout  
don't run  
knock on  
open  
pick up  
point to  
put up  
sit down  
stand up

### Unit 10

cat  
cow  
dog  
donkey  
duck  
farmer  
goat  
hen  
horse  
sheep



# Picture Grammar ★ for Children ★

## Starter

**Picture Grammar for Children** is a lively and colourful grammar practice series for young learners. It's fun to use and easy to teach and is compatible with any course. Grammar is presented in an original and appealing way through vocabulary-rich topic-based spreads which are followed by a range of grammar practice activities.

### Key features

- Vocabulary and grammar are introduced side by side in meaningful contexts
- Highly illustrated topic-based units are carefully selected to reflect students' interests
- There is a balance between controlled exercises and those which allow students to use language creatively
- Review units give opportunity for consolidation and further practice
- Students can work through the units systematically or in any chosen order



  
**MACMILLAN  
HEINEMANN**  
English Language Teaching



ISBN 0-333-75256-2

