

# *Picture Grammar* ★ *for Children* ★

*Topic-based Grammar Practice*

*David Vale*

  
MACMILLAN  
HEINEMANN  
English Language Teaching



# Picture Grammar for Children



**Picture Grammar for Children** is a lively and colourful grammar practice series for young learners. It's fun to use and easy to teach and is compatible with any course. Grammar is presented in an original and appealing way through vocabulary-rich topic-based spreads which are followed by a range of grammar practice activities.

## Key features

- Vocabulary and grammar are introduced side by side in meaningful contexts
- Highly illustrated topic-based units are carefully selected to reflect students' interests
- There is a balance between controlled exercises and those which allow students to use language creatively
- Review units give opportunity for consolidation and further practice
- Students can work through the units systematically or in any chosen order

  
MACMILLAN  
HEINEMANN  
English Language Teaching

ISBN 0-435-29734-1



9 780435 297343

# Picture Grammar for Children



## Contents

Title	Grammar	Page
<b>A</b> lphabet fun!	Alphabet skills	2
<b>A</b> t school	I, you ... My, your ...	8
<b>B</b> irthday party	Present simple to be	14
<b>Review 1</b>		
<b>C</b> ontinents and animals	This, That/These, Those	22
<b>D</b> ressing up	Possessives	28
<b>E</b> xplore your town	There is/There are	34
<b>Review 2</b>		
<b>F</b> amily and home	Prepositions	42
<b>G</b> et up and go!	Imperatives	48
<b>H</b> ave a sale!	have got/has got	54
<b>Review 3</b>		
Grammar summary		62
Words and phrases		64





# Alphabet fun!

## Words you need


- 1 Point to a letter and say it. Find the matching word.
- 2 Underline and say five words you know.



apple




bicycle



computer



doll



egg




fork



hat



ice cream



jigsaw




kite



lamp




mirror



pencil




queen



robot




spoon



table



umbrell



Extra words you know

book

This is j.

j is for ... jigsaw.





# Word check



1 Match and write.

H	t	hat	H <u>is</u> for hat.
S	h	yo-yo	S _____
T	k	glove	T _____
Y	j	kite	Y _____
J	s	table	J _____
G	y	jigsaw	G _____
K	g	spoon	K _____

2 Circle the nouns. List in A-B-C order.

a p p l e  
 b \_\_\_\_\_ p \_\_\_\_\_  
 c \_\_\_\_\_ t \_\_\_\_\_  
 n \_\_\_\_\_ u \_\_\_\_\_  
 o \_\_\_\_\_ v \_\_\_\_\_

an apple a computer a bicycle a pencil an orange a violin a newspaper an umbrella and a table

3 Complete. Add a noun to each list.

I wear it.	I play with it.	I eat it.
___ t	___ o t	___ _ _ ge
_____	_____	_____

4 Spell a word on a friend's back.  
Use your finger.

## The Alphabet

glove

newspaper

orange

violin

window

xylophone

yo-yo

zebra

Zz

Yy

Xx

Ww

Vv

Uu

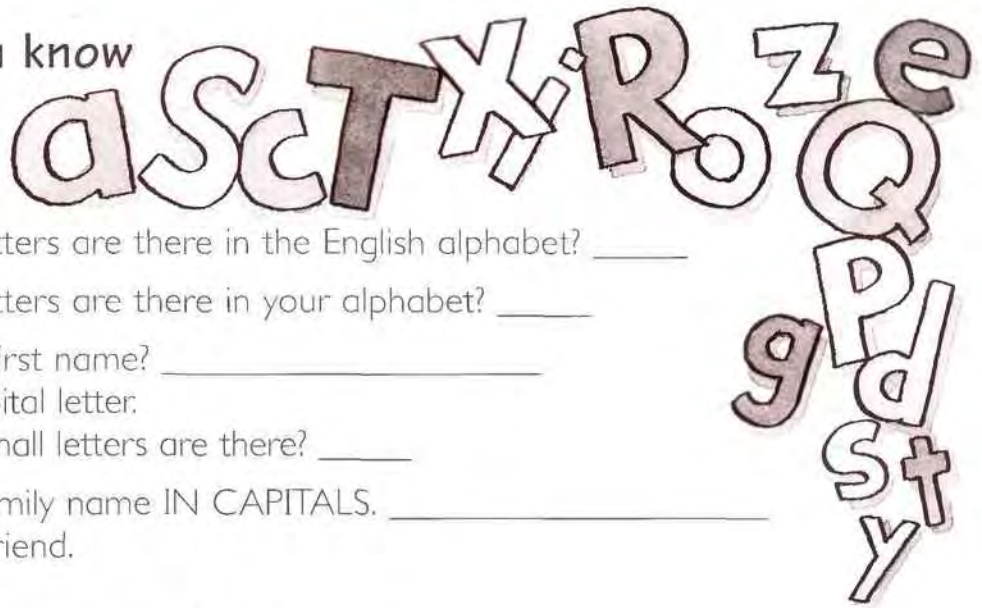
Tt

Ss

Qq

Rr



Show what you know



1 Complete.

- How many letters are there in the English alphabet? \_\_\_\_\_
- How many letters are there in your alphabet? \_\_\_\_\_
- What's your first name? \_\_\_\_\_  
Circle the capital letter.  
How many small letters are there? \_\_\_\_\_
- Write your family name IN CAPITALS. \_\_\_\_\_  
Spell it to a friend.

2 Add the missing vowels (a, e, i, o, u).

- \_ p p l \_  3. \_ g g  5. \_ c \_ c r \_ \_ m 
- \_ r \_ n g \_  4. \_ m b r \_ l l \_ 

3 Sort the vowels and consonants.

	Vowels	Consonants
computer	o _ _	c m _ _ _
umbrella	_ _ _ _	_ _ _ _ _
xylophone	_ _ _ _	_ _ _ _ _
jigsaw	_ _ _	_ _ _ _ _

4 Look and complete.



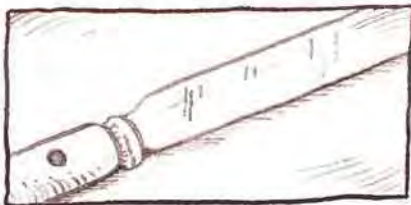
1. It's *an apple*.



3. It's \_\_\_\_\_




5. It's \_\_\_\_\_



2. It's *a knife*.



4. It's \_\_\_\_\_



6. It's \_\_\_\_\_






# Practice

1 Make the shape of these letters with your hands or body.

E n g l i s h



2 Complete. Say the message.



3 Join the consonants in alphabetical order. Now colour the picture.



What is it?  
It's an \_\_\_\_\_




## Practice

4 Add the missing vowels.

- Imp    l a m p
1. cmptr \_\_\_\_\_
  2. mrrr \_\_\_\_\_
  3. qn \_\_\_\_\_
  4. wndw \_\_\_\_\_



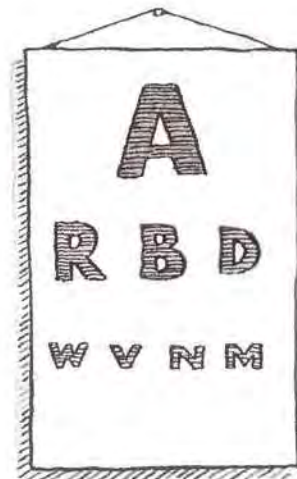
5 Add *a* or *an*. Draw quick pictures.



Draw *an* apple on the table.

1. Draw \_\_\_\_\_ egg on the table.
2. Draw \_\_\_\_\_ glove on the table.
3. Draw \_\_\_\_\_ hat on the table.
4. Draw \_\_\_\_\_ orange on the table.
5. Draw \_\_\_\_\_ ice cream on the table.
6. Draw \_\_\_\_\_ yo-yo on the table.

*Extra* Make an eye chart with alphabet letters.  
Test a friend.










# Now you know


1 Find and circle. Make your own. USE CAPITAL LETTERS.



c	p	e	n	c	i	l	b
b	e	l	l	i	m	d	i
i	n	m	i	r	r	o	r
c	s	o	p	e	r	l	y
y	e	m	l	u	r	l	k
c	q	u	e	e	n	t	i
l	a	m	p	t	y	e	t
e	w	i	n	d	o	w	e



2 Find and sort.



3 Put a mirror on the line and read.


an mirror a table a doll an egg a hat an orange a mirror

## Think with your teacher

1 Find and say the blue letters. What are they?

- Aa
- Bb
- Cc
- Dd
- Ee
- Ff
- Gg
- Hh
- Ii
- Jj
- Kk
- Ll
- Mm
- Nn
- Oo
- Pp
- Qq
- Rr
- Ss
- Tt
- Uu
- Vv
- Ww
- Xx
- Yy
- Zz

2 When do you use a? When do you use an?




# at school

ceiling

## Words you need

- Underline three words you know. Learn three new words.
- Point to ten things in your classroom. Say what they are.



## Word check

- Read and colour.

The floor is brown, the door is red,  
 The table is orange and so is our pet.  
 The ceiling is yellow, the walls are, too.  
 Two bags are pink, three bags are blue.  
 Look at the boy on the green chair,  
 His pencil is black and so is his hair.

- Complete.

Singular	Plural
1 pen	2 <u>p e n s</u>
1 pencil	4 penc _____
1 crayon	5 c _____
1 ruler	3 r _____



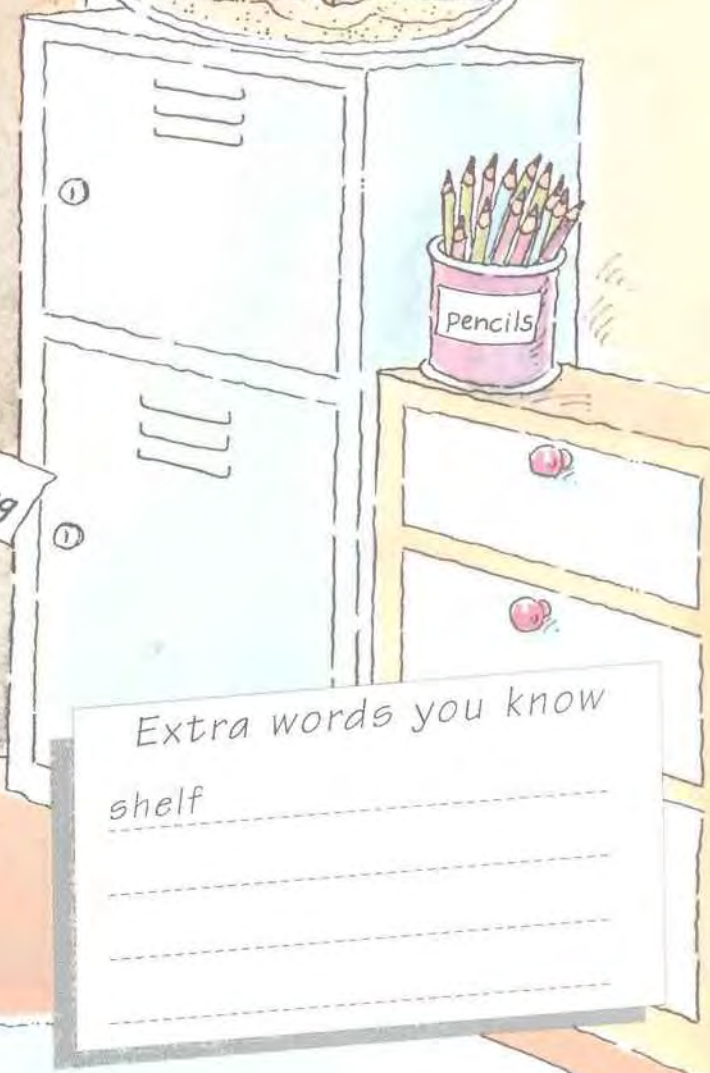



Our class

Boys	Girls
Jack	Linda
Michael	Jenny

Our pets  
Ted

Our teacher  
Miss Smith



3 Find and circle.

b	b	b	l	a	c	k
r	g	r	e	y	o	y
o	a	p	s	r	f	e
w	h	i	t	e	e	l
b	l	n	a	d	d	o
l	e	k	a	b	l	w
u	b	r	o	w	n	w
e	g	e	n	y		






# Show what you know

## 1 Find and circle *My, Your, His, Her, Our, Their*.



## 2 Match.

- I am Linda.  
You are Jack.  
He is Michael.  
We are Linda and Jack.  
They are Michael and Sue.
- His name is Michael.  
Their names are Michael and Sue.  
Our names are Linda and Jack.  
My name is Linda.  
Your name is Jack.



## 3 Complete with *I, You, He, She, We, They*.



1. I am Linda. My hair is brown.
2. \_\_\_\_\_ are Jack. Your hair is black.
3. \_\_\_\_\_ is Michael. His eyes are brown.
4. \_\_\_\_\_ is Sue. Her eyes are blue.
5. \_\_\_\_\_ are Linda and Jack.

Our names are Linda and Jack.

6. \_\_\_\_\_ are Michael and Sue.

Their names are Michael and Sue.




# Practice



1 Who are they? Complete and answer.

- 1 What's her name? \_\_\_\_\_ name is Linda.
- 2 What's his name? \_\_\_\_\_ name is \_\_\_\_\_.
- 3 What's her name? \_\_\_\_\_ name is \_\_\_\_\_.
- 3 4 What are their names? \_\_\_\_\_ names are \_\_\_\_\_ and Jack.



2 Complete the chart for you and your friends.

Things in my class

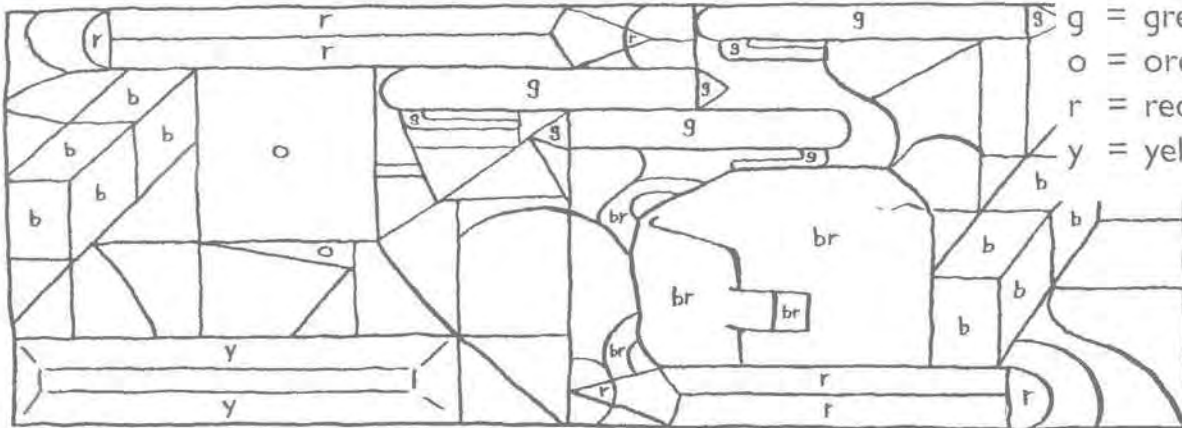
Names	Blue things	Sentences
(me) <u>Jack</u>	<u>pen</u>	<u>My pen is blue.</u>
1. (me) _____		My _____
2. (girl) _____		Her _____
3. (boy) _____		His _____
4. (boy) _____ and (girl) _____		Their _____

# Practice

## KEY

- b = blue
- br = brown
- g = green
- o = orange
- r = red
- y = yellow

3 Use the colour key. Colour and complete.



1. The pencils are red.
2. The pens \_\_\_\_\_.
3. The rubbers \_\_\_\_\_.
4. The book \_\_\_\_\_.
5. The ruler \_\_\_\_\_.
6. The bag \_\_\_\_\_.

4 Complete to make your own class quiz. Test a friend.

His hair is black. His eyes are brown. Who is he?

Answer: He is Jack.

1. Her hair is \_\_\_\_\_ . Her eyes are \_\_\_\_\_ . Who is \_\_\_\_\_ ?  
Answer: \_\_\_\_\_ is \_\_\_\_\_ .
2. His hair \_\_\_\_\_ . \_\_\_\_\_ eyes are \_\_\_\_\_ . Who is \_\_\_\_\_ ?  
Answer: \_\_\_\_\_ is \_\_\_\_\_ .
3. Their hair is \_\_\_\_\_ . \_\_\_\_\_ eyes \_\_\_\_\_ . Who are \_\_\_\_\_ ?  
Answer: \_\_\_\_\_ are \_\_\_\_\_ and \_\_\_\_\_ .

Extra Play a guessing game. Make questions about your classroom.



It's red. It's on the table. It begins with 'b'. What is it?





## Now you know

1 Ask and answer about your class. Complete the chart.



Names from your class	Eyes					Hair		
	brown	grey	green	blue	black	brown	blonde	red
Linda			✓					

2 Use the chart above. Complete sentences.

She is Linda.

Her eyes are green.

Her hair is brown.

- I am \_\_\_\_\_ . My eyes are \_\_\_\_\_ . \_\_\_\_\_ hair is \_\_\_\_\_ .
- You are \_\_\_\_\_ . \_\_\_\_\_ eyes are \_\_\_\_\_ . \_\_\_\_\_ hair is \_\_\_\_\_ .
- \_\_\_\_\_ is \_\_\_\_\_ . \_\_\_\_\_ eyes are \_\_\_\_\_ . Her hair is \_\_\_\_\_ .
- \_\_\_\_\_ is \_\_\_\_\_ . His eyes are \_\_\_\_\_ . \_\_\_\_\_ hair is \_\_\_\_\_ .
- We are \_\_\_\_\_ and \_\_\_\_\_ . Our eyes are \_\_\_\_\_ .  
(your name) (your friend) \_\_\_\_\_ hair is \_\_\_\_\_ .
- They are \_\_\_\_\_ and \_\_\_\_\_ . \_\_\_\_\_ eyes are \_\_\_\_\_ .  
(boy) (girl) Their hair is \_\_\_\_\_ .

## Think with your teacher


Underline the nouns. Some of the nouns end in 's'. Why?

- The table is red.
- My eyes are green.
- The chairs are red.
- His pencil is yellow.
- My hair is brown.
- Her pencils are orange.

# Birthday party

## Words you need

- 1 Label Linda's presents.
- 2 Point to the balloons. Say what the children are.





# Word check

1 Complete.

Name	Age	What are they?
Luke	7	<u>football player</u>
1. Barbara	___	___ cer
2. Jane	___	___ figh ___
3. Sue and Jack	___	___ st ___
4. Carlos	___	___ out
5. Michael	___	___ oy
6. Linda	___	___ wn

2 Match.

1      5      ×      +      -      8  
 five   plus   one   minus   eight   times

3 Complete and write. Make sums for a friend.

5 + 5 = 10      Five plus five equals ten.

- 6 + 1 = \_\_\_      \_\_\_ plus \_\_\_ equals \_\_\_ .
- 5 - 2 = \_\_\_      Five \_\_\_ two \_\_\_\_\_ .
- 3 × 3 = \_\_\_      \_\_\_\_\_ .
- 7 + 4 = 11      \_\_\_\_\_ .
- 10 - 10 = \_\_\_      \_\_\_\_\_ .

4 Sort the presents.

For my birthday

I want                      I don't want



Barbara

dancer  
I am 7

Luke  
football  
player  
I am 7

+ plus      - minus      × times  
 = equals

# Show what you know

## 1 Match.

	Verb to be	Short forms
I	is	I'm
you	are	you're
he	are	he's
she	are	she's
it	is	it's
we	is	we're
they	am	they're

## 2 Circle the apostrophe. Write the missing letter.

- I'm not = I am not
- You're = You \_re
  - She's = She \_s
  - He isn't = He is n\_t
  - We're = We \_re
  - They aren't = They are n\_t



## 3 Look at page 14 and answer.

- |                              |                             |
|------------------------------|-----------------------------|
| Is Carlos an astronaut?      | <u>Yes, he is.</u>          |
| 1. What is Jack?             | He's _____.                 |
| 2. How old is Luke?          | He's _____.                 |
| 3. Who is the cowboy?        | Michael _____.              |
| 4. Is Sue eight?             | No, she _____. She's _____. |
| 5. How old are Jack and Sue? | They _____.                 |
| 6. Is Barbara a dancer?      | Yes, _____.                 |



# Practice



1 Complete. Use **am, is, are**.



My name is Linda.

1. Today \_\_\_\_\_ my birthday.
2. I \_\_\_\_\_ eight years old.
3. I \_\_\_\_\_ a clown.
4. My best friends \_\_\_\_\_ Jack and Sue.
5. They \_\_\_\_\_ rock stars.

2 Draw and complete for you and two friends.

1. My name \_\_\_\_\_.
2. I \_\_\_\_\_ years old.
3. My best friends \_\_\_\_\_  
and \_\_\_\_\_.
4. They are \_\_\_\_\_  
years old.



3 Complete. What are these birthday presents?

Question

What is it?



Answer

It's a computer.

What are they?



They're videos.

1. What is it?



It's a \_\_\_\_\_.

2. What is it?



\_\_\_\_\_ a \_\_\_\_\_.

3. What are they?



They're \_\_\_\_\_s.

4. What are they?



\_\_\_\_\_s.

# Practice

4 Play this game.



5 Draw and write about your friend.

<p>My friend</p> <div style="border: 1px solid black; width: 200px; height: 150px; margin: 10px auto;"></div> <p>His/Her name _____</p> <p>He/She _____ years old.</p>	<p>His/Her favourite colour is _____</p> <p>His/Her favourite toys are a/an _____ and a/an _____</p>
--	--

6 You are a reporter. Complete and ask a friend.

<p>Your questions</p> <ol style="list-style-type: none"> <li>1. Wh_____ is your name?</li> <li>2. H_____ old _____ you?</li> <li>3. What'_____ the name of your school?</li> <li>4. Who _____ your friends?</li> </ol>	<p>Your friend's answers</p> <p>My name _____</p> <p>I'_____ years old.</p> <p>Its name _____</p> <p>They _____ and _____</p>
--	---

Extra Do an age survey in your class for brothers and sisters.



## Now you know

- 1 Write a similar chant for your age. Read it to a friend.



How old are you?

$3 \times 3$  is 9.


8 is  $6 + 2$ .

I am  $12 - 4$  years old.

Tell me: How old are you?



- 2 Draw and write about your favourite star.




His name is Jordan Jones.

He's a basketball player.

He's 32 years old.

He's fantastic!



\_\_\_\_\_ name is \_\_\_\_\_.

\_\_\_\_\_

\_\_\_\_\_ years old.

\_\_\_\_\_ fantastic!

- 3 Play 'Who am I?' Mime your favourite star.

## Think with your teacher

- 1 Look at page 14 and complete.

Carlos \_\_\_ 6 years old.

Sue and Jack \_\_\_\_\_ 9 years old.

Barbara \_\_\_ 7 years old.

Jane \_\_\_ 5 years old.

Linda \_\_\_n't 6 years old. She's \_\_\_\_\_.

Is Sue 3 years old?

No, she \_\_\_n't. She's \_\_\_\_\_.

Are Sue and Luke 5 years old?

No, they \_\_\_\_\_'. Sue \_\_\_ 9, Luke \_\_\_ 7.

- 2 Tell your teacher how to say your age in your language.

# Review 1

## A The alphabet

I am six years old. My name is Carlos. My eyes are brown.

- 1 Circle the words. (1 point)
- 2 Say the three sentences. (3 points)
- 3 Sort the letters. (3 points)

vowels

a, i, \_\_\_\_\_

consonants

m, s, \_\_\_\_\_

CAPITAL LETTERS

I, \_\_\_\_\_



## B a/an

- 1 Complete with a or an. (3 points)

1. Draw \_\_\_ orange table.

2. Draw \_\_\_ red apple.

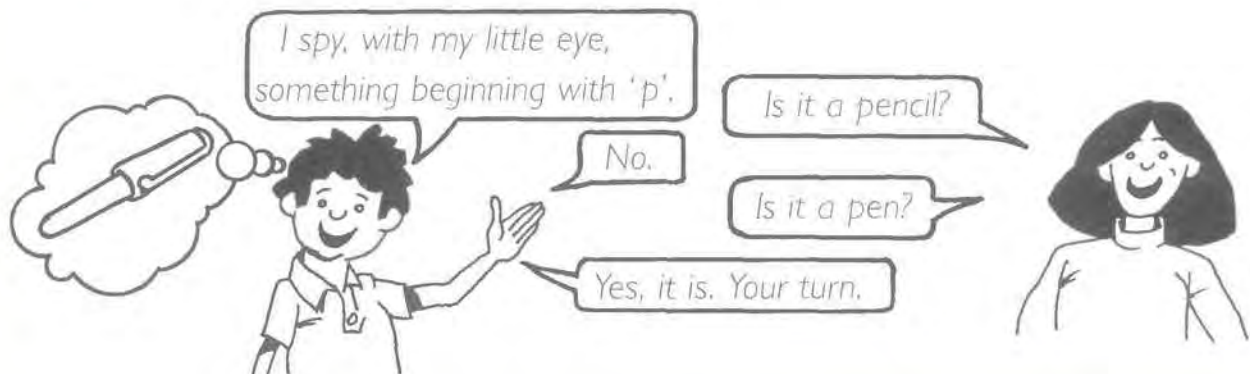
3. Draw \_\_\_ yellow hat.



- 2 Draw and colour the pictures. (3 points)

## C Vocabulary

Play 'I Spy'. (5 points)





D Pronouns and possessives

**Complete.** (10 points)

A boy in my class

A girl in my class

Two friends

His name is \_\_\_\_\_ . \_\_\_\_\_ name is \_\_\_\_\_ . \_\_\_\_\_ names are \_\_\_\_\_ and \_\_\_\_\_ .  
 \_\_\_\_\_ is \_\_\_\_\_ years old. \_\_\_\_\_ is \_\_\_\_\_ years old. \_\_\_\_\_ are \_\_\_\_\_ and \_\_\_\_\_ years old.  
 \_\_\_\_\_ eyes are \_\_\_\_\_ . \_\_\_\_\_ eyes are \_\_\_\_\_ . \_\_\_\_\_ eyes are \_\_\_\_\_ and \_\_\_\_\_ .

E Verb to be

1 You are a reporter.



**Complete and ask a friend about his/her favourite teacher.** (10 points)

Your questions

Your friend's answers.

- |                                      |                           |
|--------------------------------------|---------------------------|
| 1. Who _____ your favourite teacher? | _____ name _____.         |
| 2. Where' _____ from?                | _____ ' _____ from _____. |
| 3. What's _____ favourite colour?    | _____.                    |
| 4. What colour _____ hair?           | It' _____.                |
| 5. What colour _____ eyes?           | They' _____.              |

2 **Complete with am not, isn't or aren't. Answer.** (12 points)

1. It isn't a clown. It isn't a robot. What is it?  
 It's a \_\_\_\_\_.



3. They \_\_\_\_\_ cowboys.  
 They \_\_\_\_\_ clowns.  
 What are they?  
 They're \_\_\_\_\_.



2. I \_\_\_\_\_ 7. I \_\_\_\_\_ 9.  
 How old am I?  
 You're \_\_\_\_\_.



4. This \_\_\_\_\_ an apple.  
 This \_\_\_\_\_ an orange.  
 What is it?  
 It's an \_\_\_\_\_.



40-50  
very good



25-39  
OK



0-24  
have another try

Score /50



# Continents and animals

## Words you need

- 1 Underline the words you know. Learn the new words.
- 2 Find one animal for each continent.

elephant



rhinoceros



fox



tortoise



antelope



lion



North America

Europe

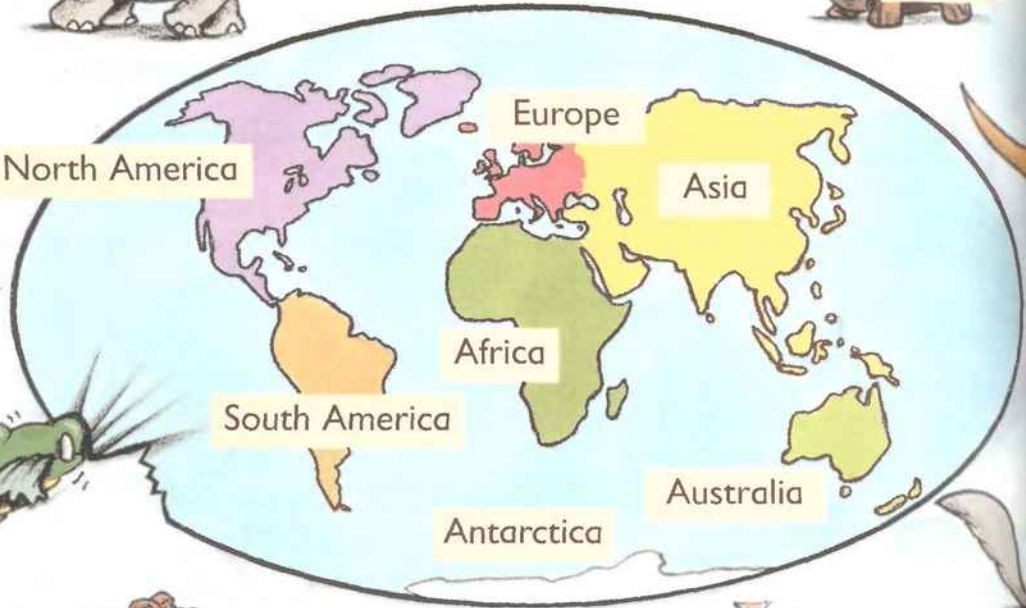
Asia

Africa


South America

Australia


Antarctica



crocodile



snake



butterfly




seal




jaguar



iguana



big



small



strong



weak



short



long



tall





## Word check

### 1 Complete.

One lion.

Two lions.

1. One \_\_\_\_\_ Two seals.
2. One \_\_\_\_\_ Three snakes.
3. One \_\_\_\_\_ Four rhinoceroses.
4. One \_\_\_\_\_ Five ostriches.
5. One \_\_\_\_\_ Six foxes.
6. One \_\_\_\_\_ Seven wolves.
7. One \_\_\_\_\_ Eight butterflies.
8. One mou\_\_\_\_\_ Nine mice.

### 2 Correct these words.

Aafcir    A f r i c a



1. tarcantica \_\_\_\_\_
2. meriAca \_\_\_\_\_
3. opeurE \_\_\_\_\_
4. aiAs \_\_\_\_\_
5. trailAusa \_\_\_\_\_

### 3 Match.

big    strong    fast    short  
weak    long    slow    small

Extra words you know

camel



# Show what you know



1 Add **This** or **These**.



1. \_\_\_\_\_ are foxes.



2. \_\_\_\_\_ is an ostrich.

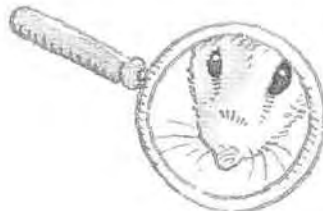


3. \_\_\_\_\_ are mice.

2 Add **This** or **That**.



1. \_\_\_\_\_ is an elephant.



2. \_\_\_\_\_ is a mouse.



3. \_\_\_\_\_ is an antelope.

3 Add **These** or **Those**.



1. \_\_\_\_\_ are crocodiles.



2. \_\_\_\_\_ are lions.



3. \_\_\_\_\_ are tortoises.







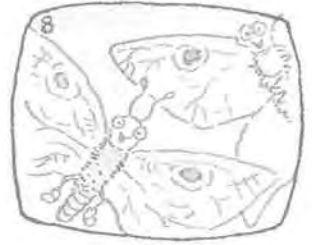


# Practice

## 1 Add This, That, These, or Those.



1. \_\_\_\_\_ is a jaguar.
2. \_\_\_\_\_ is an elephant.
3. \_\_\_\_\_ are crocodiles.
4. \_\_\_\_\_ are antelopes.
5. \_\_\_\_\_ is a fox.
6. \_\_\_\_\_ are mice.
7. \_\_\_\_\_ is a rhinoceros.
8. \_\_\_\_\_ are butterflies.



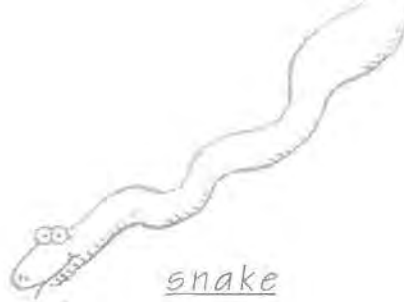
## 2 Read and colour the snakes.



## Practice

3 Complete using **this** or **these**.

What's the name of this animal?



snake

1. What's the name of \_\_\_\_\_ animal?



2. What are the names of \_\_\_\_\_ animals?



3. What are the names of \_\_\_\_\_ animals?



4. What's the name of \_\_\_\_\_ animal?



4 Use the key. Complete using **that** or **those**.

Where's that tiger from? It's from Asia.

Where are those lions from? They're from Africa.

1. Where' \_\_\_\_\_ gorilla from? It's from \_\_\_\_\_

2. Where \_\_\_\_\_ kangaroos from? They're from \_\_\_\_\_

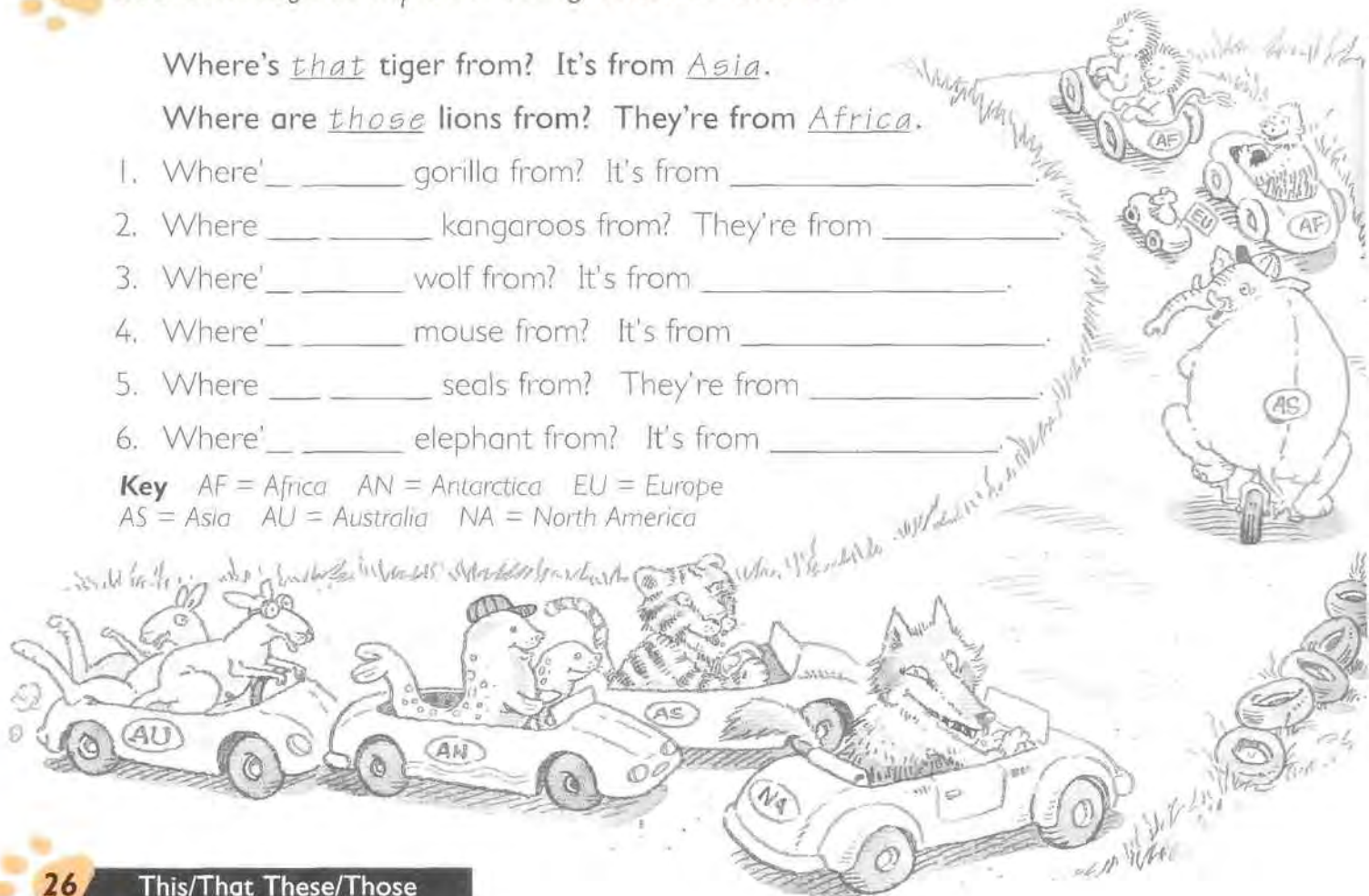
3. Where' \_\_\_\_\_ wolf from? It's from \_\_\_\_\_

4. Where' \_\_\_\_\_ mouse from? It's from \_\_\_\_\_

5. Where \_\_\_\_\_ seals from? They're from \_\_\_\_\_

6. Where' \_\_\_\_\_ elephant from? It's from \_\_\_\_\_

**Key** AF = Africa AN = Antarctica EU = Europe  
AS = Asia AU = Australia NA = North America







## Now you know

1 Colour the picture. Write where the animals are from.

That elephant is from A f r i c a.

1. That tiger is from \_\_\_\_\_.
2. Tho\_\_ \_ wol\_\_ \_ \_ \_ \_ \_ from Eur\_\_ \_ \_ \_ .
3. \_\_\_ \_ \_ se rhinoceroses \_\_\_ \_ \_ from \_\_\_ \_ \_ \_ \_ a.
4. Th\_\_ \_ gorilla \_\_ \_ from Africa.



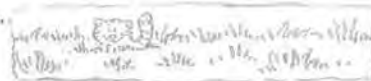
2 Complete the spellings.

One clever crocodile. Two clever crocodil e s .

One big butterfly. Three big butterfl i e s .

1. One tall tiger. Two tall tiger\_\_
2. One small snake. Three sm\_\_ \_ \_ sn\_\_ \_ \_ \_ .
3. One red rhinoceros. Four re\_\_ \_ r\_\_ \_ \_ \_ \_ \_ .
4. One orange ostrich. Five o\_\_ \_ \_ \_ o\_\_ \_ \_ \_ \_ .
5. One fast fox. Six f\_\_ \_ \_ \_ f\_\_ \_ \_ \_ .
6. One white wolf. Seven w\_\_ \_ \_ \_ w\_\_ \_ \_ \_ .

Think with your teacher a.



1 Match and explain.

1. This is a tiger.
2. That is a tiger.
3. These are tigers.
4. Those are tigers.



2 What animals have the same names in your language?

Extra Make an animal alphabet.

A is for antelope.

B is for ...



# Dressing up

## Words you need

Look at the key and complete the labels.



Peter

boots

## Word check

1 Write in A-B-C order.

skirt      socks      shorts      shirt      shoes

s h i r t    s h o \_ \_    s h o \_ \_ \_    s \_ \_ \_ \_    s \_ \_ \_ \_





Extra words you know

tracksuit


\_\_\_\_\_

\_\_\_\_\_


\_\_\_\_\_



2 Complete and match. Colour three pairs you have.



1. a pair of \_ \_ \_ n s
2. a pair of \_ \_ c k s
3. a pair of \_ \_ \_ r t s
4. a pair of \_ \_ o t s



# Show what you know

1 Can you remember? Complete using *Jane's* or *Peter's*.

This is Jane's skirt.



1. These are \_\_\_\_\_ shoes.



4. This is \_\_\_\_\_ hat.



2. This is \_\_\_\_\_ T-shirt.



5. These are \_\_\_\_\_ jeans.



3. This is \_\_\_\_\_ watch.



6. These are \_\_\_\_\_ boots.



2 Find and answer.

Whose shirt is it?

It's Michael's shirt.

1. Whose skirt is it?

It's \_\_\_\_\_.

2. Whose boots are they?

They're \_\_\_\_\_.

3. Whose blouse is it?

It's \_\_\_\_\_.

4. Whose necklace is it?

It's \_\_\_\_\_.


5. Whose gloves are they?

They're \_\_\_\_\_.



3 Match and colour.

- The robot's shirt is blue.
- The robot's shirts are blue.
- The robot's hat is red.
- The robot's hats are red.





## Practice

1 Complete using *Linda's* or *Jack's*.



This orange T-shirt isn't Jack's. His T-shirt is red.

1. This blue hat isn't \_\_\_\_\_ . Her hat is pink.
2. These pink shorts aren't \_\_\_\_\_ . His shorts are blue.
3. These blue sandals aren't \_\_\_\_\_ . Her sandals are orange.
4. This yellow watch isn't \_\_\_\_\_ . Her watch is green.
5. These black sunglasses aren't \_\_\_\_\_ . His sunglasses are green.

2 Whose clothes is the robot wearing?

1. This pink hat isn't Jack's.  
His hat is blue.
2. This green watch isn't \_\_\_\_\_ .  
His watch is \_\_\_\_\_ .
3. These orange sandals aren't \_\_\_\_\_ .  
His sandals are \_\_\_\_\_ .
4. These green sunglasses aren't \_\_\_\_\_ . Her sunglasses are \_\_\_\_\_ .



3 Complete, colour and answer.

Whose is this pink hat?  It's Linda's.

Whose are these blue shorts?  They're Jack's.

1. \_\_\_\_\_ this orange T-shirt?  It's \_\_\_\_\_ .
2. \_\_\_\_\_ this green watch?  It's \_\_\_\_\_ .
3. \_\_\_\_\_ these blue sandals?  They're \_\_\_\_\_ .
4. \_\_\_\_\_ these green sunglasses?  They're \_\_\_\_\_ .

# Practice




4 Draw and describe your friends' clothes.



This is Rosa's skirt.



This is \_\_\_\_\_ shirt.



These are \_\_\_\_\_ jeans.



This is \_\_\_\_\_ jacket.



These are \_\_\_\_\_ boots.



This is \_\_\_\_\_ skirt.

5 Circle the correct words.

Is this your/you necklace?

1. Whose/Who's are these boots?
2. They're her/she shoes.
3. Are these they/their coats?
4. They're our/we gloves.
5. Is this me/my scarf?



Extra Make a class Lost Property box.



# Now you know



1 Complete the chart for you and your friends.

Name	white	blue	black	red
Linda	blouse	sweater	shoes	shirt
(boy)				
(girl)				
(you)				

2 Look at your chart. Complete and answer.

Whose is that white blouse?

It's Linda's.

Whose are those black shoes?

They're Linda's.



1. Whose is this \_\_\_\_\_ ?

It's \_\_\_\_\_.

2. Whose are those \_\_\_\_\_ ?

They're \_\_\_\_\_.

3. Whose \_\_\_\_\_ ?

They're \_\_\_\_\_'s.

4. Whose \_\_\_\_\_ ?

It's \_\_\_\_\_.

## Think with your teacher

Circle the apostrophes. What do they tell us?

Who's this? It's Linda.

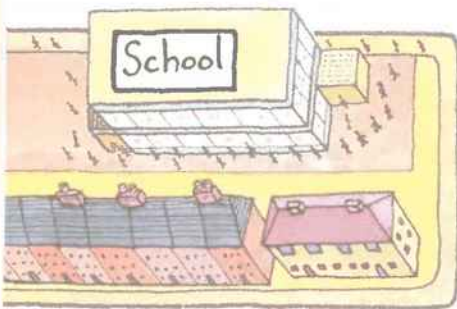

Whose is this white blouse? It's Linda's.

# Explore your town

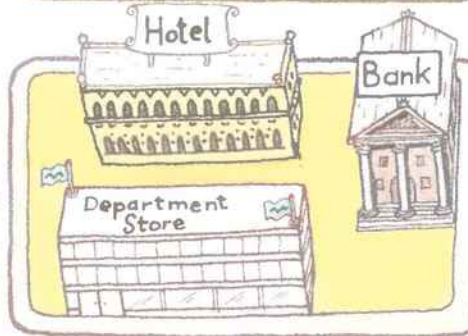
## Words you need

- 1 Underline and say five buildings in your town.
- 2 Play 'Where's the building?'

### Red Avenue



A Street



B Street



C Street

### Green Avenue



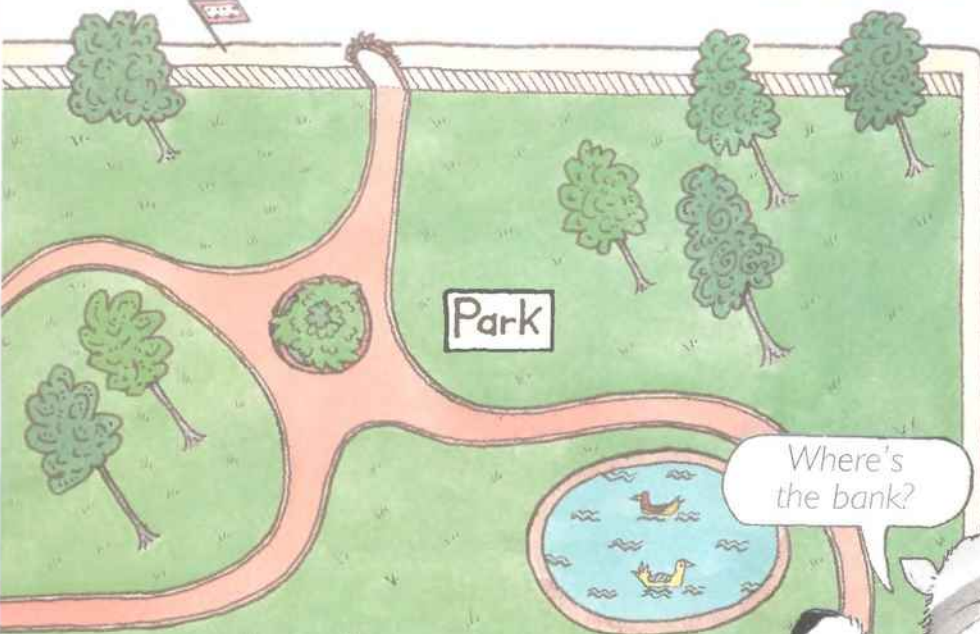
Bus stop



### Brown Avenue



D Street



Where's the bank?

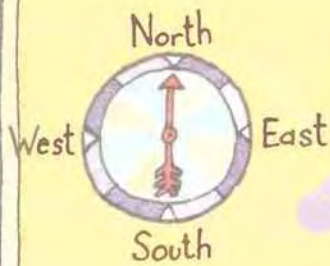
It's on B Street



# Map of Summerville

## Word check

1 Complete.



2 Add to these lists.

Sells things

department store

Doesn't sell things

police station

3 Complete and match.

bus stop

post o \_ \_ \_ \_

fire st \_ \_ \_ \_

ba \_ \_ \_ \_

hos \_ \_ \_ \_

po \_ \_ \_ \_ station



Extra words you know

airport



# Show what you know



1 Look at the map section. Add the Street or Avenue names.

There's a department store in this Avenue. Green Avenue.

1. There's a bank and a cinema in this Street. \_\_\_\_\_ Street.
2. There are two hotels in this Avenue. \_\_\_\_\_ Avenue.
3. There's a school in this Avenue. \_\_\_\_\_ Avenue.

2 Look at the map on pages 34-35. Complete.

Is there a toyshop in A Street?

Yes, there is.

Are there two banks in C Street?

No, there aren't.

1. \_\_\_\_\_ a police station in Red Avenue? \_\_\_\_\_
2. \_\_\_\_\_ a restaurant in A Street? \_\_\_\_\_
3. \_\_\_\_\_ two bus stops in B Street? \_\_\_\_\_
4. \_\_\_\_\_ two restaurants in Green Avenue? \_\_\_\_\_

3 Look at the map again. Read and answer.

How many schools are there in Summerville?

There are two.

How many toyshops are there in A Street?

There's one.

How many airports are there in Summerville?

There are none.

1. How many hotels are there in Red Avenue? \_\_\_\_\_
2. How many supermarkets are there in C Street? \_\_\_\_\_
3. How many cinemas are there in B Street? \_\_\_\_\_
4. How many parks are there in Summerville? \_\_\_\_\_



# Practice









1 Work in pairs. Hide these buildings in your grid.

### Building

- school
- supermarket
- hotel
- restaurant
- police station
- bakery

### Colour of squares

- 6 red squares 
- 5 blue squares 
- 4 green squares 
- 3 yellow squares 
- 2 black squares 
- 2 orange squares 

My grid

	a	b	c	d	e	f	g	
1								
2								
3								
4								
5								
6								
7								

My partner's grid

	a	b	c	d	e	f	g	
1								
2								
3								
4								
5								
6								
7								

2 Now ask your partner questions and fill in the colours on your partner's grid.



Is there a building on g1?

No, there isn't. My turn. Is there a building on c1?

Yes, there is. There's a school.

OK. Is there a building on d5?



# Practice

3 Read, complete and colour.

Dear Paul,

This is a postcard of S \_\_\_\_\_.

There's a big \_\_\_\_\_ pool.

There are two big \_\_\_\_\_.

Please write about your town.

Best wishes,

Jack



4 Draw a postcard for your town. Write about it to a new penpal.

A large rectangular area with horizontal lines for writing a message on a postcard.



Extra Make a big tourist poster or leaflet for your town. Display it.





## Now you know



1 Read and 'walk' on the grid with your fingers. Draw a line.

Start at !!

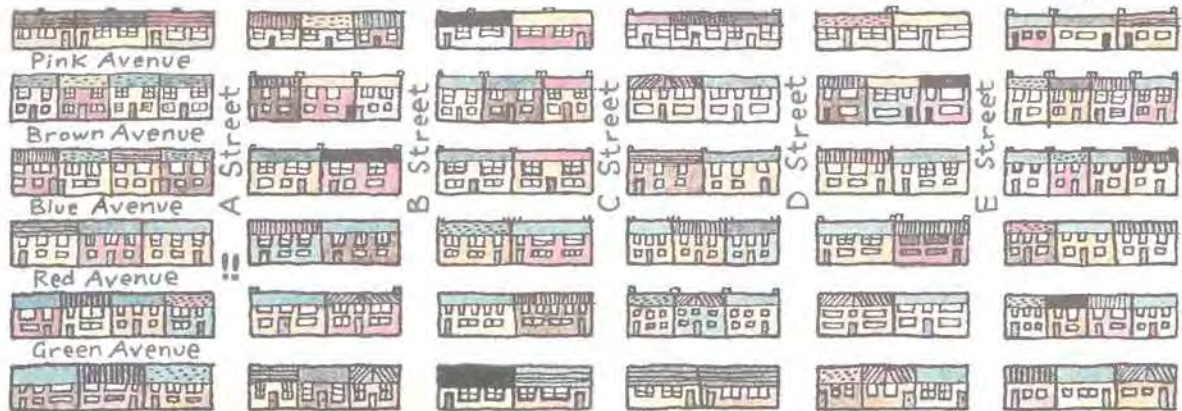
You are on the corner of Red Avenue and A Street. Walk north two blocks. Stop.

Turn east. Walk east three blocks. Stop.

Turn south. Walk south three blocks. Stop.

Turn west. Walk west two blocks. Stop.

Where are you? Say the Avenue name and Street letter.



Give similar instructions to a friend.

2 Complete for your town.

There is a big swimming pool in my town.

1. There's a \_\_\_\_\_ in my town. It is near \_\_\_\_\_
2. There\_ a \_\_\_\_\_ in my town. It is near \_\_\_\_\_
3. There \_\_\_\_\_ two \_\_\_\_\_s in my town.

## Think with your teacher

1 Complete and answer the questions about your town.

1. How many \_\_\_\_\_s are there?      There \_\_\_\_\_ one.
2. How many \_\_\_\_\_s are there?      There \_\_\_\_\_ two or three.
3. How many \_\_\_\_\_s are there?      There \_\_\_\_\_ none.

2 When do we use **there is ...** ? When do we use **there are ....** ?

# Review 2

## A Vocabulary

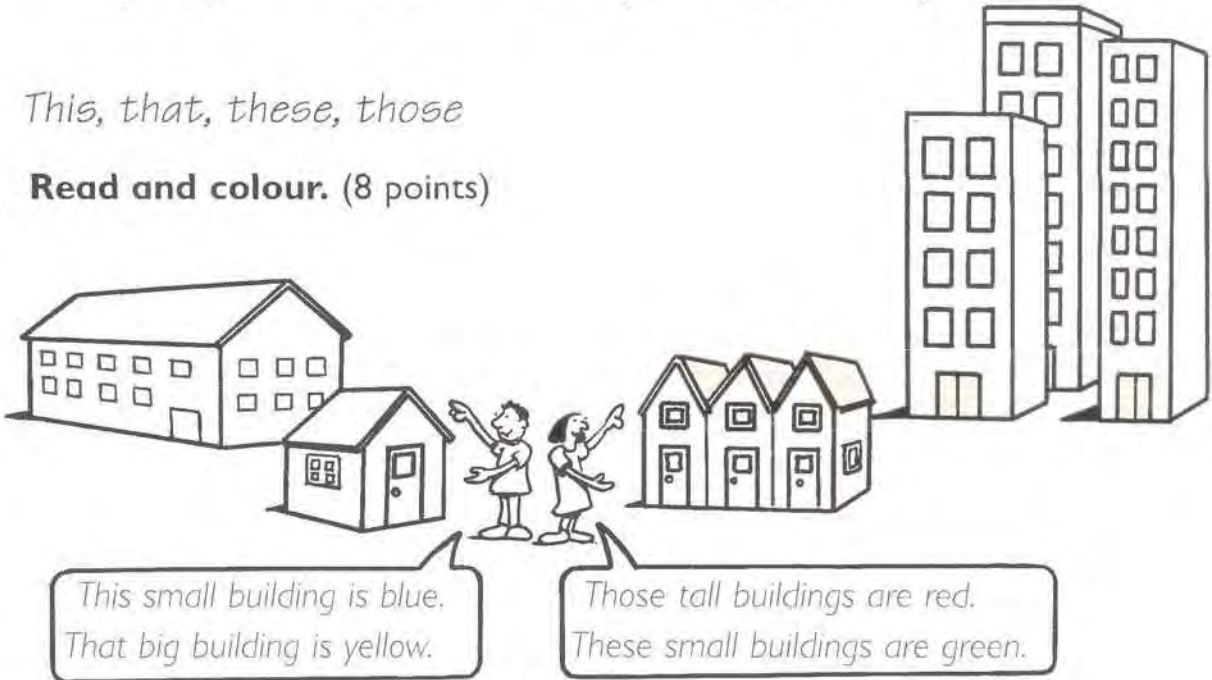
**Match.** (4 points)

bread      teacher      yo-yo      car      money

toy shop      bank      bakery      school      petrol station

## B This, that, these, those


**1 Read and colour.** (8 points)



**2 Complete with this, that, these, those. Answer.** (10 points)




1. What's \_\_\_\_\_?  
It's \_\_\_\_\_.



3. What's \_\_\_\_\_?  
It's \_\_\_\_\_.



2. What are \_\_\_\_\_?  
They're \_\_\_\_\_s.









4. What are \_\_\_\_\_?  
They're \_\_\_\_\_s.








C Whose and possessives

1 Complete and answer. (14 points)

- Whose are these boots?  They're the astronaut's.
1. Whose \_\_\_\_\_ these shoes?  They're the \_\_\_\_\_.
2. Whose \_\_\_\_\_ this hat?  It's the \_\_\_\_\_.
3. Whose \_\_\_\_\_ this hat?  It's the \_\_\_\_\_.
4. Whose \_\_\_\_\_ these boots?  \_\_\_\_\_.
5. Whose \_\_\_\_\_ this watch?  \_\_\_\_\_.

2 Complete with your, his, her. (5 points)

1. Is this \_\_\_\_\_ hat?  No. It isn't my hat.  
It's the clown's.
2. Are these \_\_\_\_\_ shoes?  Yes. They're her shoes.  
They're the dancer's.
3. Are these \_\_\_\_\_ gloves?  Yes. They're his gloves.  
They're the astronaut's.
4. Is this \_\_\_\_\_ jacket?  No. It isn't her jacket.  
It's the firefighter's.
5. Are these \_\_\_\_\_ shoes?  Yes, they're my shoes.

D There is/are

Complete. (9 points)

- Is there a bank in B Street? Yes, there is.
1. \_\_\_\_\_ a supermarket in Red Avenue? No, there isn't.
2. \_\_\_\_\_ two restaurants in E Street? No, there aren't.
3. Are there three bus stops in Green Avenue? No, \_\_\_\_\_.
4. Is \_\_\_\_\_ an airport in Summerville? No, \_\_\_\_\_.



40-50  
very good




25-39  
OK



0-24  
have another try


Score /50



# family and home

## Words you need

- 1 Point to and say five things in the picture.
- 2 Choose a room. Ask your friend to name three things in it.



Extra words you know

uncle


-----

-----

-----



There's a plate in the kitchen.





# Word check

1 Circle the odd words out.

- |            |             |         |            |
|------------|-------------|---------|------------|
| Kitchen    | Living room | Bedroom | Bathroom   |
| cooker     | armchair    | bed     | bath       |
| saucepan   | carpet      | clock   | shower     |
| fridge     | cooker      | drawer  | tap        |
| <u>bed</u> | television  | fridge  | sink       |
| fork       | picture     | desk    | television |

2 Match to make new words.

- |      |       |       |        |     |
|------|-------|-------|--------|-----|
| arm  | down  | sauce | book   | bed |
| room | shelf | chair | stairs | pan |

3 Complete.

			c				
			a				
			r				
			p				
			e				
			t				

4 Sort the family words.

- mum dad brother sister grandma grandad

mum



dad





# Show what you know

1 Match. Write the number.



- The cat is in the basket.
- The cat is on the chair.
- The cat is under the chair.
- The cat is behind the chair.
- The cat is in front of the basket.
- The cat is next to the chair.
- The cat is near the chair.
- The cat is between the chair and the basket.

2 Complete with *in, on, under, next to, between, behind*.

There's a picture on the wall.

- There's a chair \_\_\_\_\_ the bed.
- The chair is \_\_\_\_\_ the bed and the desk.
- There are two yellow socks \_\_\_\_\_ the drawer.
- There's a red book \_\_\_\_\_ the chair.
- There's a cat \_\_\_\_\_ the bed.
- The lamp is \_\_\_\_\_ the computer.



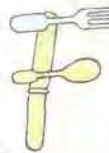
3 Cover the picture and ask a friend.



Where is the doll?  
Where are the pens?



## Practice



1 Read and label the family.



Grandma is on the sofa between my brother and my sister.

Mum is in the armchair next to the lamp.

Dad is in the armchair next to the television.

There's a picture behind Mum's armchair.



2 Look at the picture. Complete the sentences.


1. The book is \_\_\_\_\_ the floor.
2. There's a basket \_\_\_\_\_ the armchairs.
3. There are two newspapers \_\_\_\_\_ the armchair.
4. There's a sock \_\_\_\_\_ the sofa.
5. There's a picture \_\_\_\_\_ the wall.

3 Write two more sentences about the Mouse House.

1. *There is* \_\_\_\_\_  
\_\_\_\_\_
2. *There are* \_\_\_\_\_  
\_\_\_\_\_


# Practice

4 Draw the cat's tail.

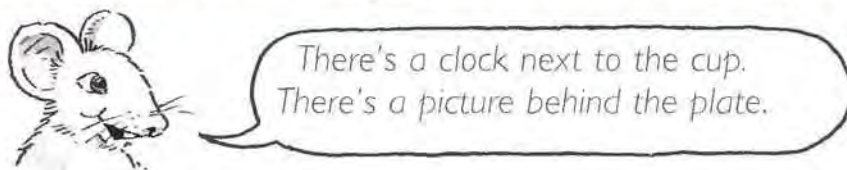


1. behind the chair    3. between the cat's ears    5. in front of the cat's feet  
 2. under the chair    4. next to the cat, on the chair    6. in the right place

5 Choose and draw four things. Ask and answer.



6 Look at the table. Tell your friend where things are.




Extra Draw and label your family and home.  
 Describe your picture to a friend.





## Now you know

1 Look for 60 seconds. Cover the picture and answer.



Where's the table?

It's in front of the window.

1. Where's the clock?

It's \_\_\_\_\_ the television.

2. Where's the armchair?

It's \_\_\_\_\_

3. Where's the lamp?

\_\_\_\_\_ the window and the picture.

2 Look at the picture. Play 'true or false' with a friend.



The clock is under the sofa.

False!

The picture is \_\_\_\_\_

True!



## Think with your teacher

1 Write about your classroom.

### Our Classroom

There are \_\_\_\_\_ desks. There \_\_\_\_\_ one \_\_\_\_\_.


The \_\_\_\_\_ is next to the \_\_\_\_\_. The \_\_\_\_\_ is under the \_\_\_\_\_.  
The \_\_\_\_\_ is behind the \_\_\_\_\_.

On my desk there is a \_\_\_\_\_. In my bag there are \_\_\_\_\_.

# Get up and go!

## Words you need

- 1 Circle three instructions your teacher uses in class.
- 2 Underline three instructions your parents use at home.
- 3 Mime an instruction for a friend to guess.





Extra phrases you know  
Put your pencil down.



## Word check

1 Number in the best order.

- Clean your teeth. —
- Eat your breakfast. —
- Go to school. —
- Get up. 1
- Wash your hands. —
- Brush your hair. —

2 Add the missing words.

Stand up.

1. \_\_\_\_\_ to school.
2. Sit \_\_\_\_\_.
3. \_\_\_\_\_ your hair.
4. \_\_\_\_\_ shout!
5. \_\_\_\_\_ off the light.
6. Go \_\_\_\_\_ bed.

3 Circle the correct words.

Open/Turn on your book.

1. Close/Turn off the light.
2. Open/Turn on the light.
3. Close/Turn off the door.

4 Write three instructions for a friend to do.

Open your book.

1. \_\_\_\_\_
2. \_\_\_\_\_
3. \_\_\_\_\_

## Show what you know



1 Write in the best order. Tell your friend.

open your book   sit down   come in

Come in, sit down and open your book.

1. eat your breakfast   wash your hands   clean your teeth

\_\_\_\_\_ , \_\_\_\_\_ and \_\_\_\_\_ .

2. go to school   eat your breakfast   get up

\_\_\_\_\_ , \_\_\_\_\_ and \_\_\_\_\_ .

3. do your homework   put your pencil down   pick up your pencil

\_\_\_\_\_ , \_\_\_\_\_ and \_\_\_\_\_ .

2 Complete.

Open the door.

Don't open the door.

1. Stand up.

\_\_\_\_\_ 't \_\_\_\_\_ up.

2. Come in.

Do\_ ' \_ come in.

3. Turn on the light.

\_\_\_\_\_ \_\_\_\_\_ on the light.

4. Sit down.

\_\_\_\_\_ \_\_\_\_\_ down.

5. Turn off the light.

\_\_\_\_\_ \_\_\_\_\_ off the light.



3 Complete.

Pick up your book. = Pick your book up.

1. Turn off the light. = Turn the light \_\_\_\_\_ .

2. Pick up your pencil. = \_\_\_\_\_ your pencil \_\_\_\_\_ .

3. Put down your book. = \_\_\_\_\_ your book \_\_\_\_\_ .

4. Put up your hand. = \_\_\_\_\_ .

5. Turn on the light. = \_\_\_\_\_ .





Practice

1 Play 'Simon says'.



Rule: You are OUT of the game if you follow an instruction that DOESN'T begin with *Simon says*...

2 Complete. Match the signs to rules.

Don't chew bubble gum in class.  c

1. \_\_\_\_\_ eat in class.
2. \_\_\_\_\_ sleep in class.
3. \_\_\_\_\_ read comics in class.
4. \_\_\_\_\_ shout in class.



3 Complete with *up, in, off, down, here, on*.

Come in.

- |                   |                   |
|-------------------|-------------------|
| 1. Stand _____.   | 4. Turn it _____. |
| 2. Sit _____.     | 5. Turn it _____. |
| 3. Pick it _____. | 6. Come _____.    |

## Practice

4 Read this road safety code.



Look right.



Look left.



Look right again.



Is the road clear? Cross quickly.



Complete for your country.

Look \_\_\_\_\_. \_\_\_\_\_ . Look \_\_\_\_\_ again. Is the road clear? \_\_\_\_\_ quickly.

5 Complete with **wash, clean, eat, give, do, go, watch, don't**.

Dear Linda,

We are at a party tonight.

Please \_\_\_\_\_ your dinner. (\_\_\_\_\_ your hands before you eat.)

\_\_\_\_\_ the cat her dinner. \_\_\_\_\_ your homework.


\_\_\_\_\_ your teeth. \_\_\_\_\_ to bed at 10 o'clock!

Sleep well.


Love,

Mum and Dad

P.S. Don't \_\_\_\_\_ television and \_\_\_\_\_ '\_\_\_\_\_ telephone all your friends!



6 Say and do.




Point to yellow, point to white.

Turn to the left. Turn to the right.

Point to green. Point to red.

Left foot first. Walk straight ahead.



Extra Make a road safety poster. Display it.



## Now you know

1 Unscramble. Write under the signs.



teeth/your/clean



your/wash/hands




a/wear/hat

2 Think and complete. Pick up the pencils in the correct order.

Pick up the red pencil.

1. Pick \_\_\_\_ the \_\_\_\_\_ pencil.
2. Pick \_\_\_\_ the \_\_\_\_\_ pencil.
3. Pick \_\_\_\_ the \_\_\_\_\_ pencil.
4. Pick \_\_\_\_ the \_\_\_\_\_ pencil.



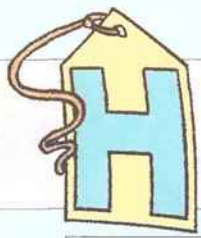
## Think with your teacher

1 Complete with *be, come, don't, open, sit, write, shout*.

<p>1. _____ in and _____ down.</p> <p>2. _____ your books and _____.</p> <p>3. _____ quiet.</p> <p>4. Please don't _____ and _____ eat in class.</p> <p>Thank you! Back in 2 minutes!</p> <p>Miss Smith (your teacher)</p>
--

2 Mime these instructions. Now tell your teacher in your language.


1. Sit down. 2. Be quiet. 3. Open your book.



# ave a sale!

## Words you need

- 1 Underline three words you don't know. Learn them with a friend.
- 2 Write things you can bring to the sale.







## Word check

1 Complete.

Singular	Plural
1. _____	teddies
2. _____	skipping ropes
3. watch	_____
4. _____	kites
5. rollerskate	_____
6. computer game	computer _____

2 Write in A-B-C order.

shoes	<u>remote control car</u>
robot	1. _____
skipping rope	2. _____
remote control car	3. _____
skateboard	4. _____
rollerskates	5. <u>skipping rope</u>

3 Choose and write.

Things I want to buy  
clothes

Extra words you know  
tennis racket

# Show what you know

## 1 Match.

I	has got	I've got
You	has not got	You've got
He	have got	He's got
She	have got	She hasn't got
We	have not got	We've got
They	have got	They haven't got



## 2 Write two toys or games for each.

I have got \_\_\_\_\_  
 My friend has got \_\_\_\_\_  
 We haven't got \_\_\_\_\_

## 3 Complete and answer.

Have you got a teddy?

Yes, I have./No, I haven't.

- \_\_\_\_\_ you got a remote control car? \_\_\_\_\_
- Has your friend got a bike? \_\_\_\_\_
- \_\_\_\_\_ your friend got a computer game? \_\_\_\_\_, she \_\_\_\_\_
- \_\_\_\_\_ Sue and Linda got robots? No, they \_\_\_\_\_
- \_\_\_\_\_ you and your friend \_\_\_\_\_? Yes, we have.

## 4 Complete these sentences.

My friend has got a doll but she hasn't got a robot.

- I have got a \_\_\_\_\_ but I haven't got a \_\_\_\_\_.
- My friend has got a \_\_\_\_\_ but he hasn't got a \_\_\_\_\_.
- My friend \_\_\_\_\_ a \_\_\_\_\_ but she hasn't \_\_\_\_\_ a \_\_\_\_\_.
- We have \_\_\_\_\_ but we haven't \_\_\_\_\_.
- Michael and Jack \_\_\_\_\_ robots but they \_\_\_\_\_ skateboards.





# Practice


1 Look again at page 54–55 and complete.



Michael has got a bike. He hasn't got a skateboard.

- Linda has got a \_\_\_\_\_. She \_\_\_\_\_n't got a \_\_\_\_\_.
- Sue \_\_\_\_\_ got a watch. She \_\_\_\_\_ a baseball bat.
- Jack \_\_\_\_\_ a robot. He \_\_\_\_\_ a bike.
- \_\_\_\_\_ a jigsaw. \_\_\_\_\_ a computer game.
- I \_\_\_\_\_ a \_\_\_\_\_. I haven't \_\_\_\_\_ a \_\_\_\_\_.

2 Colour the robot and doll. Write questions for a friend to answer.



Has your robot got green eyes? No, it hasn't. It has got black eyes.

Have your robot and your doll got brown hair? Yes, they have.


### Your questions

- Has \_\_\_\_\_ eyes?
- Has \_\_\_\_\_ a \_\_\_\_\_ dress?
- \_\_\_\_\_ got \_\_\_\_\_ shoes?
- \_\_\_\_\_ your \_\_\_\_\_ and your \_\_\_\_\_ got \_\_\_\_\_ hair?
- Have your \_\_\_\_\_ and your \_\_\_\_\_ socks?

### Your friend's answers

- Yes, \_\_\_\_\_.
- \_\_\_\_\_.
- \_\_\_\_\_.
- \_\_\_\_\_.
- \_\_\_\_\_.

## Practice



3 Guess or find out how many. Complete.

- |   |                         |
|---|-------------------------|
| 1. How many pairs of jeans <u>have</u> you got?     | I _____ pairs of jeans. |
| 2. How many T-shirts _____ you got?                 | I _____ T-shirts.       |
| 3. How many sweaters _____ your friend got?         | He/She _____ sweaters.  |
| 4. How many pairs of shoes has your mum(dad) _____? | _____ pairs of shoes.   |
| 5. How many jackets _____ you and your friend got?  | We _____ jackets.       |
| 6. How many hats _____ your friends got?            | They _____ hats.        |

4 Complete the chart for you and your friend.

	We have got these clothes for parties	We have got these clothes for sport	We have got these clothes for the beach
Linda	<i>red dress, white shoes</i>		

5 Use your chart. Complete.

I have got a white sweater and blue jeans for parties.

My friend has got a red dress and white shoes for parties.


- I \_\_\_\_\_ a \_\_\_\_\_ and \_\_\_\_\_ for parties.
- I \_\_\_\_\_ a \_\_\_\_\_ and \_\_\_\_\_ for sport.
- My friend \_\_\_\_\_ got a \_\_\_\_\_ and \_\_\_\_\_ for the beach.
- My friend \_\_\_\_\_ got a \_\_\_\_\_ and \_\_\_\_\_ for parties.



Extra Make a poster for a sale. Have a sale!



# Now you know



1 Add two friends' names. Find out. Complete.



What toys have you got?

Have you got rollerskates?

I have got a bike, a jigsaw and a computer.

No, I haven't.



	has got these toys	hasn't got these toys
Michael	bike, jigsaw, computer	rollerskates

2 Use your chart above to make sentences.

Michael has got a bike.  
 Linda has got rollerskates but I haven't.  
 Michael has got a bike but my friend hasn't.



- \_\_\_\_\_ has got a \_\_\_\_\_.
- \_\_\_\_\_ has got a \_\_\_\_\_ but I \_\_\_\_\_.
- \_\_\_\_\_ has got a \_\_\_\_\_ but my friend \_\_\_\_\_.
- I \_\_\_\_\_ got a \_\_\_\_\_ but my friend \_\_\_\_\_.
- My friend \_\_\_\_\_ a \_\_\_\_\_ and I have got a \_\_\_\_\_ too.

## Think with your teacher

Complete. Explain to your teacher.

**Statement**  
 I have got \_\_\_\_\_  
 You have got \_\_\_\_\_  
 She \_\_\_\_\_  
 He \_\_\_\_\_  
 It has got \_\_\_\_\_

**Negative**  
 I haven't got \_\_\_\_\_  
 You haven't got \_\_\_\_\_  
 She \_\_\_\_\_  
 He \_\_\_\_\_  
 It hasn't got \_\_\_\_\_

**Question**  
 Have I got ?  
 \_\_\_\_\_ you \_\_\_\_\_?  
 \_\_\_\_\_ she \_\_\_\_\_?  
 Has he got?  
 \_\_\_\_\_ it \_\_\_\_\_?

# Review 3

## A Prepositions

### 1 Write the names on the T-shirts. (4 points)

I'm Sue. The cat is in front of me and Sara is behind me.


My brother Ben is between my sister Maria and my sister Sara.

My brother Tom is next to me. My mum is behind Tom.

My dad is next to Tom. My grandma is in front of Maria.



### 2 Look and complete using behind, in front of, next to, between, in, under. (6 points)



1. The picture is \_\_\_\_\_ the kite.
2. There are two pens \_\_\_\_\_ the cup.
3. The hat is \_\_\_\_\_ the doll.
4. The comics are \_\_\_\_\_ the jigsaw.
5. The watch is \_\_\_\_\_ the skipping rope.
6. The clock is \_\_\_\_\_ the picture and the cups.

## B Imperatives

### Write the instructions under the signs. (5 points)




---




---



C have/has got

1 Colour the animals. Complete the chart. (13 points)



	eyes	ears	hair	legs	tail
The mouse has got ...	2				
The cats have got ...		4			
I have got ...					

2 Look at your chart and pictures.

Complete. Use have/haven't got or has/hasn't got and a colour. (18 points)

The mouse has got a brown tail.

1. The mouse \_\_\_\_\_ 2 \_\_\_\_\_ eyes.
2. The cats \_\_\_\_\_ eyes.
3. The cats \_\_\_\_\_ hair.
4. The mouse \_\_\_\_\_ 4 \_\_\_\_\_ legs.
5. I \_\_\_\_\_ hair.
6. I \_\_\_\_\_ a \_\_\_\_\_ tail.

3 You are doing a 'home survey'. Complete the questionnaire. (4 points)

Have you got a brother?      Has your mum got a car?

1. \_\_\_\_\_ you got brothers and sisters?
2. \_\_\_\_\_ your mum and dad got a car?
3. \_\_\_\_\_ your house got a big kitchen?
4. \_\_\_\_\_ you got a big bedroom?



40-50  
very good



25-39  
OK



0-24  
have another try

Score /50

## GRAMMAR SUMMARY

### The English alphabet

There are 26 letters.

There are 5 vowels: a, e, i, o, u

There are 21 consonants:

b, c, d, f, g, h, j, k, l, m, n, p, q, r, s, t, v, w, x, y, z

A, B, C, D, E, F, G, H, I, J, K, L, M, N, O, P, Q, R, S, T, U, V, W, X, Y, Z

### a/an

an apple, an egg, an ice cream, an orange, an umbrella

BUT: a bicycle, a computer, a doll, a fork, etc.

### Possessive adjectives my, your, his, her, its, our, their

Our class

My name is Linda. Your name is Jack.

My hair is brown. Your hair is black.

Their names are Michael and Sue.

His eyes are brown. Her eyes are blue.

### Plurals

One big lion

One long snake

One big butterfly

One fast fox

One orange ostrich

One white wolf

One small mouse

Two big lions

Two long snakes

Three big butterflies


Five fast foxes

Six orange ostriches

Seven white wolves

Two small mice


### This, that, these, those




What's this? This is a mouse.



What are these? These are mice.



What's that? That is a lion.



What are those? Those are lions.

### The verb to be

#### Affirmative

I am = I'm

You are = You're

She is = She's

He is = He's

It is = It's

We are = We're

They are = They're

#### Negative

I am not = I'm not

You are not = You aren't

She is not = She isn't

He is not = He isn't

It is not = It isn't

We are not = We aren't

They are not = They aren't

#### Questions

Am I a clown?

Are you a cowboy?

Is he a clown?

Is she an astronaut?

Is it a robot?

Are we clowns?

Are they firefighters?

#### Negative answers

No, you are not.

No, I am not.

No, he is not.

No, she is not.

No, it is not.

No, you are not.

No, we are not.

No, they are not.



## Possessives and Whose...?

Whose is that red hat?	It's Linda's (hat).
Whose is this white shirt?	It's Michael's (shirt).
Whose are those black boots?	They're Jack's (boots).
Whose are these blue jeans?	They're Sue's (jeans).

## There is/There are

### Describing

There is a bank in this street.  
There are five shops in this street.

### Questions

Is there a park in this street?  
Are there two banks in this street?

### Answers

Yes, there is./No, there isn't.  
Yes, there are./No, there aren't.

## How many...?

How many oranges are there on the table? There are three./There is one.


## Prepositions



The cat is near the chair.  
The mouse is under the chair.



The mouse is behind the box.  
The cat is in front of the box.



The cat is next to the cups.  
The mouse is between the cups.



The cat is in the box.  
The mouse is on the box.

## Imperatives

## have/has got

	Questions	Affirmative	Negative
Sit down, please.	Have you got a car?	Yes, I have.	No, I haven't. I have got a bicycle.
Be quiet.		Yes, we have.	No, we haven't.
Don't shout!	Have they got cars?	Yes, they have.	We have got bicycles.
	Has he/she got a brother?	Yes, he/she has.	No, they haven't.
			They have got bicycles.
			No, he/she hasn't.
			He/She has got a sister.

## WORDS AND PHRASES

This wordlist contains all the vocabulary items illustrated in the Words you need pages of each unit.

### Unit Alphabet Fun

apple  
bicycle  
computer  
doll  
egg  
fork  
glove  
hat  
ice cream  
jigsaw  
kite  
lamp  
mirror  
newspaper  
orange  
pencil  
queen  
robot  
spoon  
table  
umbrella  
violin  
window  
xylophone  
yo-yo  
zebra

### Unit A

black  
blue  
board  
book  
brown  
ceiling  
chair  
class  
classroom  
crayon  
desk  
door  
eye  
floor  
green  
hair  
orange  
pen  
pencil  
pencil case  
pet  
pink  
playground

purple  
red  
rubber  
ruler  
school bag  
scissors  
table  
teacher  
wall  
white  
window  
yellow

### Unit B

astronaut  
clown  
computer game  
cowboy  
dancer  
eight  
eleven  
equals  
firefighter  
five  
football player  
four  
minus  
nine  
one  
plus  
rock star  
seven  
six  
ten  
three  
times  
twelve  
two  
zero

### Unit C

Africa  
Antarctica  
antelope  
Asia  
Australia  
big  
butterfly  
crocodile  
elephant  
Europe  
fast  
fox  
giraffe  
iguana  
jaguar  
kangaroo  
lion

long  
mouse  
North America  
ostrich  
penguin  
rhinoceros  
seal  
short  
slow  
small  
snake  
South America  
strong  
tall  
tiger  
tortoise  
weak  
wolf

### Unit D

blouse  
boots  
coat  
dress  
gloves  
hat  
jacket  
jeans  
necklace  
sandals  
scarf  
shirt  
shoes  
shorts  
skirt  
socks  
sunglasses  
sweater  
swimsuit  
T-shirt  
watch

### Unit E

avenue  
bakery  
bank  
bus stop  
central square  
chemist  
cinema  
department store  
East  
fire station  
hospital  
hotel  
North  
park  
petrol station



police station  
post office  
restaurant  
South  
street  
supermarket  
swimming pool  
toyshop  
West

### Unit F

armchair  
bath  
bathroom  
bed  
bedroom  
bookshelf  
brother  
carpet  
cat  
clock  
cooker  
cup  
cupboard  
curtains  
dad  
desk  
dog  
downstairs  
drawer  
family  
fork  
fridge  
garage  
garden  
grandad  
grandma  
house  
kitchen  
knife  
lamp  
living room  
mum  
picture  
plate  
saucepan  
shower  
sink  
sister  
sofa  
spoon  
tap  
television  
toilet  
uncle  
upstairs

### Unit G

Brush your hair.  
Clean your teeth.  
Close your book.  
Don't shout!  
Eat your breakfast.  
Get up.  
Go home.  
Go to bed.  
Go to school.  
Open the door.  
Open your book.  
Pick up your pencil.  
Put your hand down.  
Put your hand up.  
Say hello.  
Sit down.  
Stand up.  
Turn off the light.  
Turn on the light.  
Wash your hands.  
Write.

### Unit H

baseball bat  
bike  
books  
boots  
comics  
computer game  
doll  
dress  
football  
hat  
jacket  
jeans  
jigsaw  
kite  
puppet  
remote control car  
robot  
rollerskates  
shirt  
shoes  
skateboard  
skipping rope  
sweater  
T-shirt  
teddy  
trainers  
watch